

DOYLESTOWN TOWNSHIP

2021 PRELIMINARY BUDGET



Presented to the
Doylestown Township Board of Supervisors
for approval
November 17, 2020

Table of Contents

Section 1 – Summary Information – covering 2018 – 2021		
	<ul style="list-style-type: none"> ○ Budget Introduction ○ Executive Summary ○ Major Sources of Revenue – Schedule RS ○ Major Expenditures – Schedule ES ○ Fund Balances Chart ○ 2020 Forecast for Revenue, Expense, Fund Balances ○ 2021 Preliminary Budget Revenue, Expense, Fund Balance ○ 2021 Adopted Budget RE Tax Millage Table ○ Revenue Chart ○ Expenditure Chart ○ Budget Schedule/Process ○ Township, County, School Millage Chart 	1-1 to 1-6 1-7 1-8 1-9 1-10 1-11 1-12 1-13 1-14 1-15 1-16 1-17
Section 2 – Detailed Revenue and Expenses by Fund – covering 2017 - 2021		
	<ul style="list-style-type: none"> ○ General Fund (01) ○ Fire Fund (03) ○ Park & Recreation Fund (05) ○ Debt Service Fund (17) ○ Capital Projects Fund (18) ○ Off-Site Improvement Fund (21) ○ Capital Fund Raising Fund (23) ○ Retention Basin Fund (25) ○ Bike & Hike Fund (27) ○ Open Space Land Preservation Fund (29) ○ Capital Reserve Improvement Fund (31) ○ State Liquid Fuels Fund (35) ○ Water Fund (41) ○ Community Service Memorial Fund (51) ○ Ambulance Corp Fund (52) ○ Roads & Bridges Fund (53) 	2-1 to 2-17 2-18 2- 19 to 2-21 2-22 to 2-23 2-24 to 2-25 2-26 to 2-27 2-28 to 2-29 2-30 2-31 2-32 2-33 to 2-35 2-36 to 2-38 2-39 2-40 2-41 2-42 to 2-43
Section 3 – Supporting Schedules – covering 2018 – 2021		
Revenue	<ul style="list-style-type: none"> ○ Schedule R1 – 2021 Real Estate Tax Revenue by Fund ○ Schedule R2 – Real Estate Tax Millage Plan ○ Schedule R3 - Real Estate Tax Revenue Detail ○ Schedule R4 – Reimbursement Revenue from DTMA ○ Schedule R5 – State Contributions ○ Schedule R6 – Bldg. Permits, Planning & Zoning ○ Schedule R7 – Cable TV Franchise Fees 	3-1 3-2 3-3 3-4 3-5 3-6 3-7
Expense	<ul style="list-style-type: none"> ○ Schedule E1 - Debt Service ○ Schedule E2 - Admin - Engineering ○ Schedule E3 - Admin - Other ○ Schedule E4 – Admin – Repairs Equipment ○ Schedule E5 – Public Works – Traffic Repairs 	3-8 3-9 3-10 3-11 3-12
Transfers	<ul style="list-style-type: none"> ○ Schedule T – Transfers to other Funds 	3-13
Section 4 – Five Year Projections – covering 2018 – 2025		
	<ul style="list-style-type: none"> ○ Foreword ○ Major Revenue Sources – Schedule RS ○ Schedule R2 - Real Estate Millage Table ○ Major Expenditures – Schedule ES ○ Police Expenses ○ Administration Expenses ○ Public Works Expenses ○ Parks Recreation & Maintenance Expenses ○ Code Expenses ○ Fringes Expense ○ Schedule E1 - Debt Service ○ Schedule T - Transfers to Other Funds ○ Fund Balance Chart ○ Schedule C - Capital/Major Spending Programs Summary 	4-1 4-2 4-3 4-4 4-5 4-6 4-7 4-8 4-9 4-10 4-11 4-12 4-13 4-14, 15 & 16

Budget Introduction

We are pleased to present the Doylestown Township Budget documents for 2021 for public examination. This budget was formulated after a six-month review process that involved collaboration between the Township's Board of Supervisors, the Ways & Means Committee, the Township Manager, Department Heads and the Finance staff.

This Budget Book includes a forecast of expected 2020 financial results (called the 2020 Forecast, the 2021 Preliminary Budget, and projections of future budgets for 2022 through 2025. A summary of these results is shown below, with more detailed information in the following sections of this book.

Any discussion of the Township's financial results needs to include a discussion of the impact the Covid 19 Coronavirus pandemic has had on Township operations and results. When pandemic work restrictions were imposed in March 2020, the Township reconfigured to enable remote work wherever possible, with only a skeleton staff of Police, Public Works, and Water employees continuing to work out of the Municipal complex. Computers that had been slated to be replaced on a more leisurely basis because of technical obsolescence were rapidly upgraded to laptops to quickly enable remote work. Later, in April, as some amount of Administrative work was permitted in the Municipal complex, work processes and schedules were altered to include extensive and repeated deep cleaning and sterilization of the facility, and rules imposed to enforce social distancing and mask-wearing protocols. We are pleased that during this period, the staff was able to continue to provide expected Township resident services, and to conduct business.

Obviously the Coronavirus pandemic has impacted the Township's financial performance. Given the financial uncertainties we faced when the pandemic hit, the Township immediately put a freeze on hiring, and paused most Capital spending, while we waited to see what the impact would turn out to be. The most visible impact to residents was the cancellation of almost all of our normal Parks and Recreation programs after March, resulting in the refunding of already-paid program fees and reduction of program revenue (by a total of \$131K), but also with a corresponding reduction in the costs associated with putting on those programs (by \$48K). Those reductions are expected to negatively affect our 2020 results by \$83K. However, the biggest financial impacts came from reduced revenue from the Earned Income tax (by \$155K), Local Services tax (by \$61K), and Real Estate Transfer tax (by \$55K). Real Estate tax receipts were affected only in the timing of their receipt, but are right on budget. Once we reached September and could more fully assess where we expect to end the year, we were able to put together the forecast you will see below, which includes a resumption of hiring for replacements and restoration of much of the planned Capital spending.

The facts of the ongoing pandemic, and the uncertainty as to when the outbreak will be brought under control requires us to remain cautious in our outlook for the future. As a result, we have forecast 2021 conservatively, assuming further reductions in EIT and LST taxes and State Aid, but have forecast that we will recover to more normal levels by 2022. Finance will continue to monitor the situation during 2021, to be certain that we stay on top of possible impacts until it is resolved.

2020 Forecast

Forecasting the expected current year financial performance is an integral part of formulating a budget for the new year and beyond, in order to use that forecast as a leaping off point for the future. The 2020 Forecast was developed and refined over time by three separate interviews with Department Heads about the individual account numbers each of them manages, and then summarized into reports for review and discussion. Highlights of the 2020 Forecast are as follows:

- We expect to achieve \$1.3m positive Operational results (\$0.27M better than budget) as follows:
 - \$0.27m higher revenue due mainly to Building Permits for large projects at Doylestown Health and the Tabor property
 - \$0.4m lower revenue due mainly to Coronavirus induced shortfalls in EIT, LST, and RE Transfer taxes and Park programs
 - \$0.35m in lower salaries than budgeted due to staff vacancies during the year (\$0.15m in Police) plus additional resulting savings in Fringes
 - \$0.05m reduction in Parks program spending
- Reduced Capital spending of \$1.0m is largely the result of projects that have been deferred partially or completely to 2021 such as Swamp-Easton Rd traffic signal upgrades (\$0.2m), Stormwater mitigation projects (\$0.2m), Prefab storage building (\$0.3m) and five other small projects totaling \$0.2m. Projects that were completed or are underway include:
 - Road Maintenance – Pebble Ridge-Woodridge road restoration program – for a total of \$1.4m, \$0.2m over budget. The work is scheduled to continue in 2021 & 2022.
 - Bridge Point Park wall repointing – completed for \$75K. Change in scope pushed this over budget by \$60K.
 - Park lighting upgrade will be completed for \$236K, on budget
- We expect to end 2020 with total Fund Balances of \$9.1m, up \$4.3m from the Adopted Budget for 2020, based on the following:
 - \$1.8m stronger starting Fund Balances than was budgeted (2019 performance and receipt of cell Tower lease sale revenue)

- \$1.6m receipt from Loan to reimburse General Fund for Building project expense one year earlier than originally planned
- \$1.0m reduction in Capital spending due mainly to deferrals, offset by delayed receipt of expected Capital Grants for \$0.3m – net improvement \$0.65m
- Positive operational performance (see above) - \$0.27m in expenses

Discussion of the Principal Elements included in the 2021 Preliminary Budget

Once the 2020 Forecast was established, a 2021 Budget estimate was developed and refined in two separate interviews with Department Heads about the account numbers each of them manages, while comparing the 2021 Budget estimate to actual results from 2018 and 2019 and the forecast for 2020. The principal elements of the 2021 Preliminary budget include:

- Total revenue of \$16.0m, essentially flat with 2020, including these highlights:
 1. Operational revenue will be flat with 2020 at \$13.0m
 2. The largest Revenue source is expected to be Earned Income Tax at \$4.2m, down 3.5%/\$0.1m from 2020
 3. Real Estate Tax revenue is expected to be \$3.9m, including an increase of 0.75 mill, all of which will go to Roads and Bridges along with a 0.25 mill reallocation from Debt Service. A further 0.375 mill will be reallocated to the General Fund. The impact on average Township household will be \$31 per year.
 4. State Contributions budgeted at \$0.9m, down just under \$0.1m from 2020, with State Liquid fuels expected to be 10%/\$0.07m down from 2020 and State Pension Aid down 4%/\$15K from 2020.
 5. Building Permits –2021 is estimated conservatively at \$0.57m, closer to a more traditional level than that experienced in 2020, but with room for the beginning of the Toll project.
 6. Parks Concerts & Programs –2021 is estimated at \$0.27m, up \$0.1m from 2020 with an almost full recovery with programs returning during Q1 and a full summer concert series.
- Total Expenses of \$18.3m, including \$5.2m in Capital spending
 1. Largest Operations expense will be Salaries at \$5.2m – with Non-Uniform raises averaging 2.5%/Police 3.25%
 2. Staffing will include filling replacements in Police, Admin, and Public Works, plus one new position in Parks Maintenance.
 3. Second largest Operations expense – Fringes at \$3.3m, of which \$1.3m is for Pensions (including \$0.16m of extra MMO contribution), and \$1.2m for Medical insurance premiums
 4. All Other Operations expenses - \$2.6m
- Net Operating Income of \$0.5m

- Total transfers of \$0.86m, to Capital Reserve, Capital Projects, and the Parks funds for Capital Projects
- Major/Capital Spending Activity – totaling \$5.2m
 1. Pebble Ridge – Woodridge Sewer project spending in 2021, budgeted at \$2.4m, with \$0.45m funded by State Liquid Fuels funds, and the balance \$1.9m from the Road tax fund, which will be augmented by receipt of \$1.4m from the bank loan undertaken for that purpose in 2020.
 2. Regular Roads and bridges programs will restart outside the Pebble Ridge Woodridge area, budgeted at \$0.545m, with \$0.35m funded by State Liquid Fuels funds.
 3. Storm Water – 2021 programs are budgeted at \$0.15m.
 4. Public Works will construct equipment and salt storage facility – budgeted at \$0.3m
 5. Public Works will move ahead on a number of Grant supported traffic improvement and trail projects. The spending will total \$1.2m in 2021; the Township's portion of that total will be approximately \$0.2m.
 6. Design of the new Community Recreation Center should proceed to completion during 2021, costing \$0.275m, funded by the Cell Tower lease sale proceeds.

2021 – 2025 Five Year Budget Perspective

As already described, the budget process involves a review of past spending and revenue patterns to produce a 2020 Forecast and a 2021 Preliminary Budget. The next step in the process produces a projection of future spending and revenue by Finance at a partially summarized level for four more years using clearly delineated assumptions. These assumptions and the results and issues so identified are then reviewed with Department Heads, The Township Manager, and the Board of Supervisors and the Ways and Means Committee in three public Budget Workshop sessions. The rationale for completing these projections is to provide context to the financial decisions that are part and parcel of the 2021 Preliminary Budget. The important achievements of the 2021 Preliminary Budget Plan over the period 2021 – 2025 include:

- Continuation of the Township's ability to provide the many desired resident services;
- Providing funding to complete \$6.3m in Road restoration over the next five years, including
 - Complete rebuild and curb replacement in the Pebble Ridge Woodridge and Vicinity Sewer Project for \$2.8m. A portion of the PR-WR project \$1.4m will be financed through the \$3.0m Bank loan of that occurred in 2020.
 - Regular Road maintenance programs totaling \$2.7m
 - Bridges maintenance of \$0.7m.

These programs will be funded in part by using State Liquid Fuels aid \$2.0m, and by adjusting the allocation of Real Estate Tax revenue in 2023 to match the ongoing Roads requirements once the Pebble Ridge Woodridge project is completed;

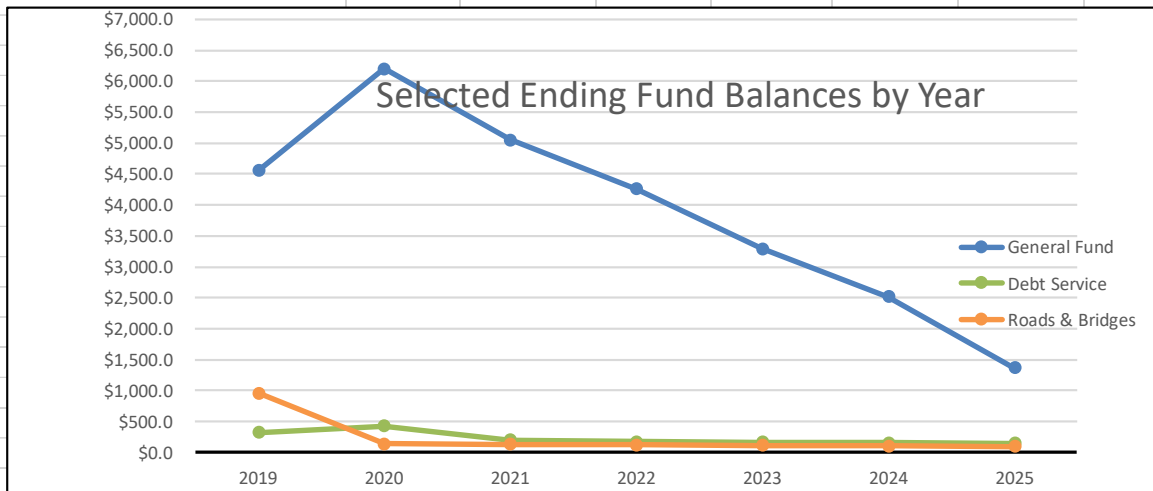
- Provide funding for accelerated payments into the Township's Defined Benefits pension plans in accordance with the recommendations of the Pension Advisory Committee. The 2021-2025 plan has incorporated payment levels using a Discount rate of 7.75% in 2021, 7.50% for 2022 and 2023, and 7.25% in 2024, with \$0.16m in additional payments in 2021, 2023, and 2025;
- Providing funding for a new Community center facility by borrowing and spending \$4.2m in 2021, using the remaining Cell Tower lease proceeds for the balance (\$0.7m), and with the associated Debt Service repayments starting in 2022;
- Providing sufficient funding for \$4.9m in additional Capital spending over the next five years for a variety of projects (not including the New Community Rec Center, Chapman Rd Bridge, or Road projects) which includes \$0.75m in unfunded mandate spending required to upgrade our Stormwater infrastructure. These projects are funded by \$1.9m in transfers from the General Fund Reserve, \$1.7m in Grants/Donations, and \$1.3m in Loan proceeds for the Pebble Ridge Woodridge curbing;
- Matching the projected rise in Debt Service obligations that are the result of the New Building project, Bank loan, and a potential Community Center project, the 2021-2025 plan includes a Real Estate Tax increase in 2022 currently projected at 1.575 mills, estimated to cost the average household \$64 per year. This amount and its timing will be the subject of further review and discussion during the 2022 Budget process;
- Providing Non-Uniform staff average salary increases of 2.5% in 2021, and 3.0% over the 2022 - 2025 period, and Uniform staff increases at the current contractual rate of 3.25% over the five year period, all subject to discussion and agreement during future Budget workshops and the upcoming new Police contract negotiations;
- And by prudent management of the Township's fund balances, this budget leaves the Township with healthy 2025 balances in all Funds, including the General Fund, whose 2025 ending balance is projected to be \$1.4m/9.6 % of the 2025 Operational spending, meeting our target of 10% in the fifth year;
- Net Operational Income remains positive over 2021 – 2024, averaging \$0.465m per year, but the trend is downward and it turns negative by \$0.065m in 2025. This trend will need to be addressed during future Budget workshop discussions;
- The overall result of the Budget forecast over the five year period is shown on the following page. That page combines a tabulation and graphs of key Fund Balances along with a recap of the Real Estate Tax plan incorporated in the overall Budget forecast.

Preliminary Budget
DOYLESTOWN TOWNSHIP

November 12, 2020

PROJECTED ENDING FUND BALANCES by YEAR & FUND

Fund	2019	2020	2021	2022	2023	2024	2025
General Fund	\$4,556.5	\$6,206.0	\$5,048.0	\$4,259.4	\$3,296.3	\$2,514.7	\$1,363.1
Parks & Recreation	\$561.0	\$326.7	\$273.8	\$248.8	\$258.6	\$255.1	\$238.0
Debt Service	\$321.6	\$429.3	\$195.9	\$174.1	\$159.8	\$154.9	\$148.4
Capital Reserve	\$272.3	\$378.7	\$130.3	\$133.3	\$155.0	\$131.0	\$129.5
State Liquid Fuels	\$1,032.2	\$764.8	\$168.3	\$184.9	\$157.5	\$136.2	\$109.6
Roads & Bridges	\$955.4	\$137.2	\$130.0	\$124.1	\$107.4	\$101.9	\$97.7
All Other	\$983.8	\$809.6	\$806.1	\$801.0	\$546.2	\$541.5	\$537.1
TOTAL:	\$8,682.9	\$9,052.3	\$6,752.4	\$5,925.8	\$4,680.8	\$3,835.4	\$2,623.5



REAL ESTATE TAX MILLAGE by YEAR & FUND

2021 TAX PLAN	2019	2020	2021	2022	2023	2024	2025
General Fund	4.750	5.250	5.875	5.900	6.125	6.125	6.125
Debt Service	2.500	2.500	1.625	3.175	3.650	3.650	3.650
Roads & Bridges	1.500	1.500	2.500	2.500	1.800	1.800	1.800
All Other	3.625	3.875	3.875	3.875	3.875	3.875	3.875
2021 Plan Total Millage	12.375	13.125	13.875	15.450	15.450	15.450	15.450
Total Change Yr to Yr		0.750	0.750	1.575	0.000	0.000	0.000

DOYLESTOWN TOWNSHIP
FULL YEAR FINANCIAL FORECAST - EXECUTIVE SUMMARY - \$ in thousands
 Actual Data as of 9/30/2020

REVENUE	2020 Forecast	2021 Preliminary Budget	2021 Higher/(Lower)	% Change	R E V E N U E
OPERATIONS					
Earned Income Tax:	\$4,262.4	\$4,155.8	(\$106.6)	-2.5%	
RE Taxes:	\$3,623.2	\$3,851.6	\$228.4	6.3%	
RE Transfer/LST Taxes:	\$1,200.0	\$1,205.8	\$5.8	0.5%	
Permits/Fees:	\$1,420.7	\$1,287.3	(\$133.4)	-9.4%	
State Aid:	\$1,133.0	\$1,059.5	(\$73.5)	-6.5%	
Water (passthrough):	\$1,050.2	\$1,084.7	\$34.5	3.3%	
Interest/Donations/Misc:	\$264.2	\$321.2	\$56.9	21.5%	
OPERATIONS TOTAL:	\$12,953.8	\$12,965.8	\$12.1	0.1%	
Capital Financing/Grants:	\$108.9	\$2,657.6	\$2,548.6	2339.7%	
Building Project	\$0.0	\$0.0	\$0.0		
Pebble Ridge Project	\$2,993.6	\$0.0	(\$2,993.6)	-100.0%	
Capital Lease Issuance:	\$0.0	\$344.0	\$344.0		
TOTAL:	\$16,056.3	\$15,967.4	(\$88.9)	-0.6%	

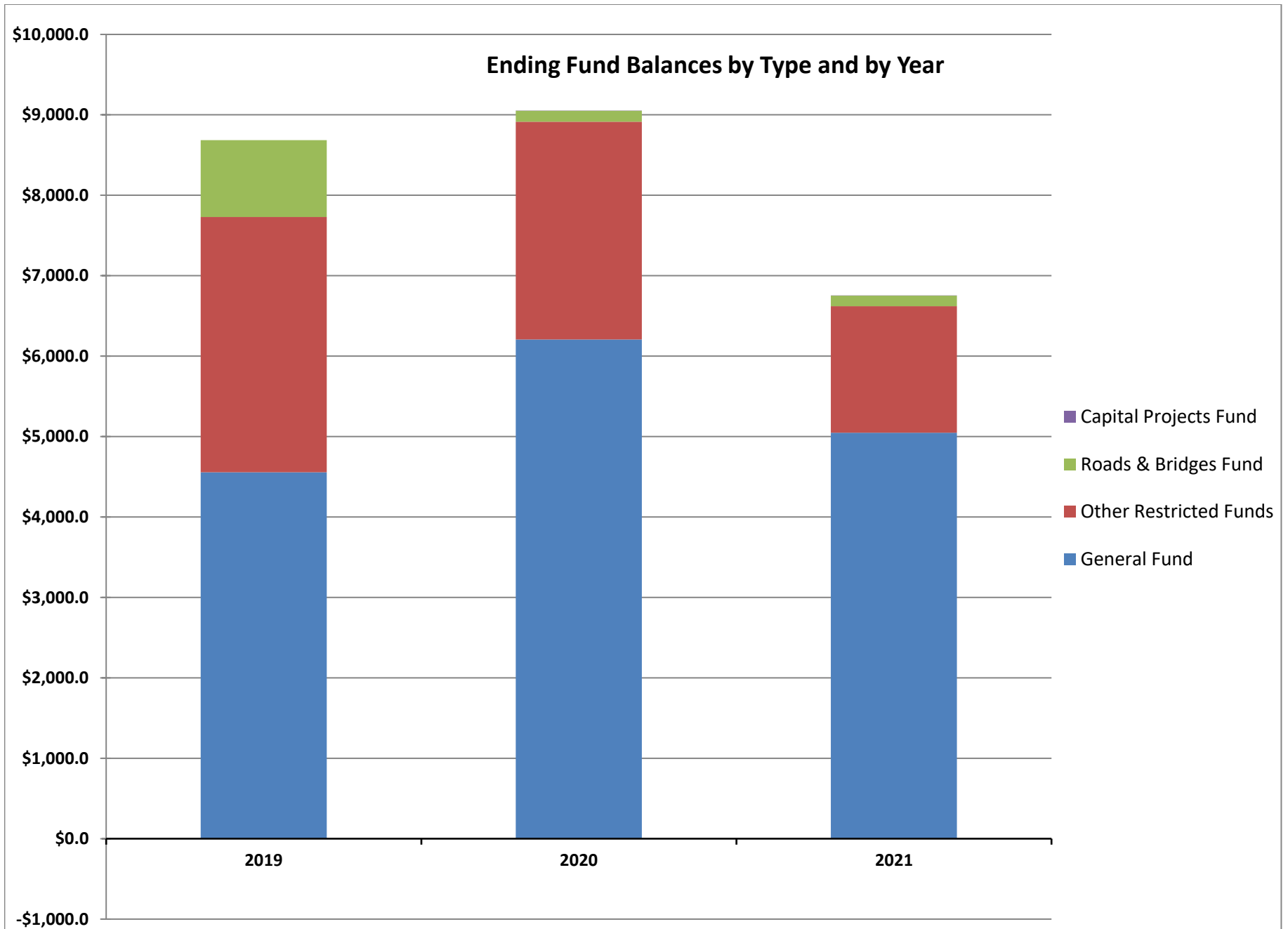
EXPENSE by Dept	2020 Forecast	2021 Preliminary Budget	2021 (Higher)/Lower	% Change	E X P E N S E
OPERATIONS					
Police:	\$2,530.8	\$2,756.4	(\$225.6)	-8.9%	
Administration:	\$1,923.5	\$1,978.7	(\$55.1)	-2.9%	
Public Works:	\$982.7	\$1,030.6	(\$47.9)	-4.9%	
P & R - Services & Mgmt:	\$299.8	\$369.6	(\$69.7)	-23.3%	
Parks - Maintenance:	\$526.3	\$557.6	(\$31.4)	-6.0%	
Water:	\$676.7	\$693.6	(\$16.9)	-2.5%	
Code:	\$360.2	\$375.4	(\$15.2)	-4.2%	
Fringes:	\$3,093.3	\$3,269.3	(\$175.9)	-5.7%	
DEPARTMENTAL SUBTOTAL:	\$10,393.4	\$11,031.2	(\$637.8)	-6.1%	
Other Operating Expenses:	\$1,310.3	\$1,464.1	(\$153.8)	-11.7%	
OPERATIONS TOTAL:	\$11,703.7	\$12,495.2	(\$791.6)	-6.8%	
Capital	\$2,347.9	\$5,154.7	(\$2,806.8)	-119.5%	
Building Project	\$234.7	\$273.4	(\$38.7)	-16.5%	
Pebble Ridge Sewer Project	\$1,400.6	\$0.0	\$1,400.6	100.0%	
Capital Leases	\$0.0	\$344.0	(\$344.0)		
TOTAL:	\$15,686.9	\$18,267.3	(\$2,580.5)	-16.4%	

Schedule RS: MAJOR SOURCES OF REVENUE - for the listed years

Item	Prior Year Actuals 2018	Last Year 2019	Forecast 2020	Preliminary Budget 2021	Comments
Earned Income Tax	\$ 4,268.4	\$ 4,329.8	\$ 4,262.4	\$ 4,155.8	2020 at -3.5%/- \$155K to budget; 2021 further - 3.5%/- \$150K
RE Taxes	\$ 3,238.3	\$ 3,379.3	\$ 3,623.2	\$ 3,851.6	See Schedules R1 - R3
Reimbursement from DTMA	\$ 1,004.7	\$ 1,002.2	\$ 1,050.2	\$ 1,084.7	See Schedule R4
State Contributions	\$ 943.6	\$ 1,004.8	\$ 977.8	\$ 904.3	See Schedule R5
Real Estate Transfer Tax	\$ 1,022.5	\$ 801.9	\$ 630.0	\$ 650.0	2020 at -10%/- \$55K to budget; 2021-up 4%/\$20K
Bldg Permits, Planning & Zoning	\$ 496.6	\$ 546.5	\$ 822.2	\$ 571.8	See Schedule R6
LST Tax	\$ 625.0	\$ 619.5	\$ 570.0	\$ 555.8	2020 at -10%/- \$60K to budget; 2021 further - 2.5%/- \$15K
TV Franchise Fees	\$ 412.8	\$ 400.4	\$ 384.0	\$ 369.3	See Schedule R7
All Other	\$ 1,067.6	\$ 1,809.0	\$ 633.9	\$ 822.6	Spread over 53 account codes
Subtotal for Operations Revenue	\$ 13,079.5	\$ 13,893.5	\$ 12,953.8	\$ 12,965.8	
Grants/Capital Revenue	\$ 737.3	\$ 305.1	\$ 108.9	\$ 2,657.6	2021: \$1.4m PR Curbs loan Grants-Safe Rt to School/ARLE Swamp Rd/GLG
Building Project Revenue	\$ -	\$ -	\$ -	\$ -	
Pebble Ridge Sewer Project	\$ 369.4	\$ 2,498.8	\$ 2,993.6	\$ -	Passthrough
Capital Lease Issuance	\$ 181.2	\$ 199.1	\$ -	\$ 344.0	Offset by equal expense
Total	\$ 14,367.4	\$ 16,896.5	\$ 16,056.3	\$ 15,967.4	

Schedule ES: MAJOR EXPENDITURES - for the listed years

	Prior Year Actuals 2018	Last Year 2019	Forecast 2020	Preliminary Budget 2021	Comments
Operations Salaries					
Police	\$ 2,260.6	\$ 2,265.7	\$ 2,349.3	\$ 2,512.8	2021-full uniformed staffing, increases at 3.25% } 2021-add replacements/worker in Parks, 2.5% increases
Admin	\$ 730.8	\$ 769.6	\$ 816.3	\$ 829.9	
Water	\$ 649.8	\$ 650.0	\$ 676.7	\$ 693.6	
PW Roads & Bldg	\$ 524.5	\$ 511.7	\$ 403.9	\$ 532.8	
All Other	\$ 525.6	\$ 564.2	\$ 558.9	\$ 586.1	
Salaries Subtotal:	\$ 4,691.2	\$ 4,761.2	\$ 4,805.0	\$ 5,155.3	
Operations Fringes					
Pension Expenses	\$ 1,251.5	\$ 1,272.8	\$ 1,265.4	\$ 1,315.8	2021 per PAC recomm - MMO + \$160K extra payment
Medical Insurance	\$ 1,029.0	\$ 1,046.3	\$ 1,044.6	\$ 1,145.0	2021 net rate incr 6% + new/replacement hires
FICA	\$ 354.0	\$ 363.9	\$ 376.6	\$ 380.4	
All Other	\$ 421.9	\$ 413.2	\$ 406.7	\$ 428.2	Spread across 17 account codes
Fringes Subtotal:	\$ 3,056.4	\$ 3,096.2	\$ 3,093.3	\$ 3,269.3	
Other Operations Expenses					
Debt Service	\$ 399.6	\$ 603.6	\$ 578.2	\$ 686.5	see Schedule E1
SUM - Fire Companies	\$ 346.3	\$ 343.6	\$ 340.0	\$ 340.0	Passthrough
PARKS - Parks Maintenance	\$ 105.3	\$ 100.3	\$ 283.0	\$ 280.0	2021-Continued extra tree work
ADMIN - Engineering	\$ 222.0	\$ 228.2	\$ 283.0	\$ 245.0	see Schedule E2
ADMIN - Insurance	\$ 262.7	\$ 238.1	\$ 222.2	\$ 210.0	
SUM - Operating Leases	\$ 208.2	\$ 213.1	\$ 134.2	\$ 185.8	
ADMIN - Other	\$ 125.0	\$ 71.1	\$ 77.7	\$ 164.5	see Schedule E3
SUM - Fire Relief	\$ 139.0	\$ 155.3	\$ 155.3	\$ 155.3	Passthrough
ADMIN - Repairs Equip	\$ 97.0	\$ 113.6	\$ 150.0	\$ 135.5	see Schedule E4
PUBWKS - Traffic Repairs	\$ 103.6	\$ 173.9	\$ 258.3	\$ 119.5	see Schedule E5
SUM - Ambulance Corp	\$ 104.1	\$ 99.4	\$ 102.6	\$ 96.5	
All Other	\$ 1,483.1	\$ 1,564.0	\$ 1,220.8	\$ 1,452.1	Spread across 190 account codes
Subtotal for Operations Expense	\$ 11,343.5	\$ 11,761.6	\$ 11,703.7	\$ 12,495.2	
Capital Expense	\$ 1,360.2	\$ 2,093.5	\$ 2,347.9	\$ 5,154.7	See Capital Schedule C
Building Project Expense	\$ 3,418.3	\$ 5,032.2	\$ 234.7	\$ 273.4	2021-Community Ctr design
Pebble Ridge Sewer Project	\$ 369.4	\$ 2,246.2	\$ 1,400.6	\$ -	Passthrough
Capital Lease Expense	\$ 181.2	\$ 199.1	\$ -	\$ 344.0	Offset by equal revenue
Total	\$ 16,672.5	\$ 21,332.7	\$ 15,686.9	\$ 18,267.3	



Doylestown Township 2020 Forecast

	<u>*REVENUE</u>	<u>Used Reserve</u>	<u>*EXPENSE</u>	<u>FUND BALANCES</u>
General Fund	\$10,973,957	\$1,649,546	\$9,324,411	\$6,206,049
Fire Fund	\$342,382	\$2,382	\$340,000	\$3,188
Recreation Fund	\$731,751	(\$234,338)	\$966,089	\$326,668
Debt Service	\$685,845	\$107,634	\$578,211	\$429,273
Building Projects	\$1,831,401	\$3,691	\$1,827,710	\$550
Offsite Improvement Fund	\$45,898	(\$214,830)	\$260,728	\$383,301
Capital Fund Raising Fund	\$53,212	\$33,704	\$19,507	\$397,807
Retention Basin Fund	\$4	(\$1,175)	\$1,179	(\$1)
Bike & Hike Fund	\$539	\$339	\$200	\$12,541
Capital Reserve Fund	\$443,335	\$106,391	\$336,943	\$378,737
State Liquid Fuels Fund	\$601,404	(\$267,403)	\$868,807	\$764,809
Water Fund	\$678,014	\$1,335	\$676,679	(\$12,739)
CSM Fund	\$65	(\$37)	\$103	\$20,578
Ambulance Fund	\$102,954	\$355	\$102,599	\$4,326
Roads and Bridges	\$1,812,936	(\$818,189)	\$2,631,125	\$137,216
Total	<u>\$18,303,696</u>	<u>\$369,404</u>	<u>\$17,934,292</u>	<u>\$9,052,303</u>
Note:				
* includes interfund transfers of:	\$2,247,425		\$2,247,425	
Total net of transfers	\$16,056,271		\$15,686,867	

Doylestown Township 2021 Preliminary Budget

	<u>*REVENUE</u>	<u>Used Reserve</u>	<u>*EXPENSE</u>	<u>FUND BALANCES</u>
General Fund	\$9,105,057	(\$1,158,084)	\$10,263,141	\$5,047,965
Fire Fund	\$347,228	\$7,228	\$340,000	\$10,416
Recreation Fund	\$1,072,947	(\$52,839)	\$1,125,786	\$273,829
Debt Service	\$453,116	(\$233,358)	\$686,474	\$195,916
Building Projects	\$273,378	\$3	\$273,375	\$553
Offsite Improvement Fund	\$18,772	(\$40,000)	\$58,772	\$343,301
Capital Fund Raising Fund	\$98,300	\$19,300	\$79,000	\$417,107
Bike & Hike Fund	\$540	\$540	\$0	\$13,081
Capital Reserve Fund	\$2,020,800	(\$248,400)	\$2,269,200	\$130,337
State Liquid Fuels Fund	\$543,522	(\$596,506)	\$1,140,029	\$168,303
Water Fund	\$695,061	\$1,446	\$693,615	(\$11,293)
CSM Fund	\$70	(\$65)	\$135	\$20,513
Ambulance Fund	\$104,553	\$8,053 12	\$96,500	\$12,378
Roads and Bridges	\$2,092,436	(\$7,235) 16	\$2,099,671	\$129,981
Total	<u>\$16,825,780</u>	<u>(\$2,299,917)</u>	<u>\$19,125,697</u>	<u>\$6,752,387</u>
Note: * includes interfund transfers of:	\$858,375		\$858,375	
Total net of transfers	\$15,967,405		\$18,267,322	

November 12, 2020

**DOYLESTOWN TOWNSHIP
2021 Preliminary Budget
REAL ESTATE TAX MILLAGE**

	<u>2020</u>	<u>2021</u>
Fund #1 General Fund ¹	5.250	5.875
Fund #3 Fire Fund	1.250	1.250
Fund #5 Recreation Fund	2.250	2.250
Fund #17 Debt Service ¹	2.500	1.625
Fund #52 Ambulance Fund	0.375	0.375
Fund #53 Roads & Bridges Fund ^{1 & 2}	1.500	2.500
	MILLAGE TOTAL:	13.125
		13.875
	<i>Increase (Decrease)</i>	0.750

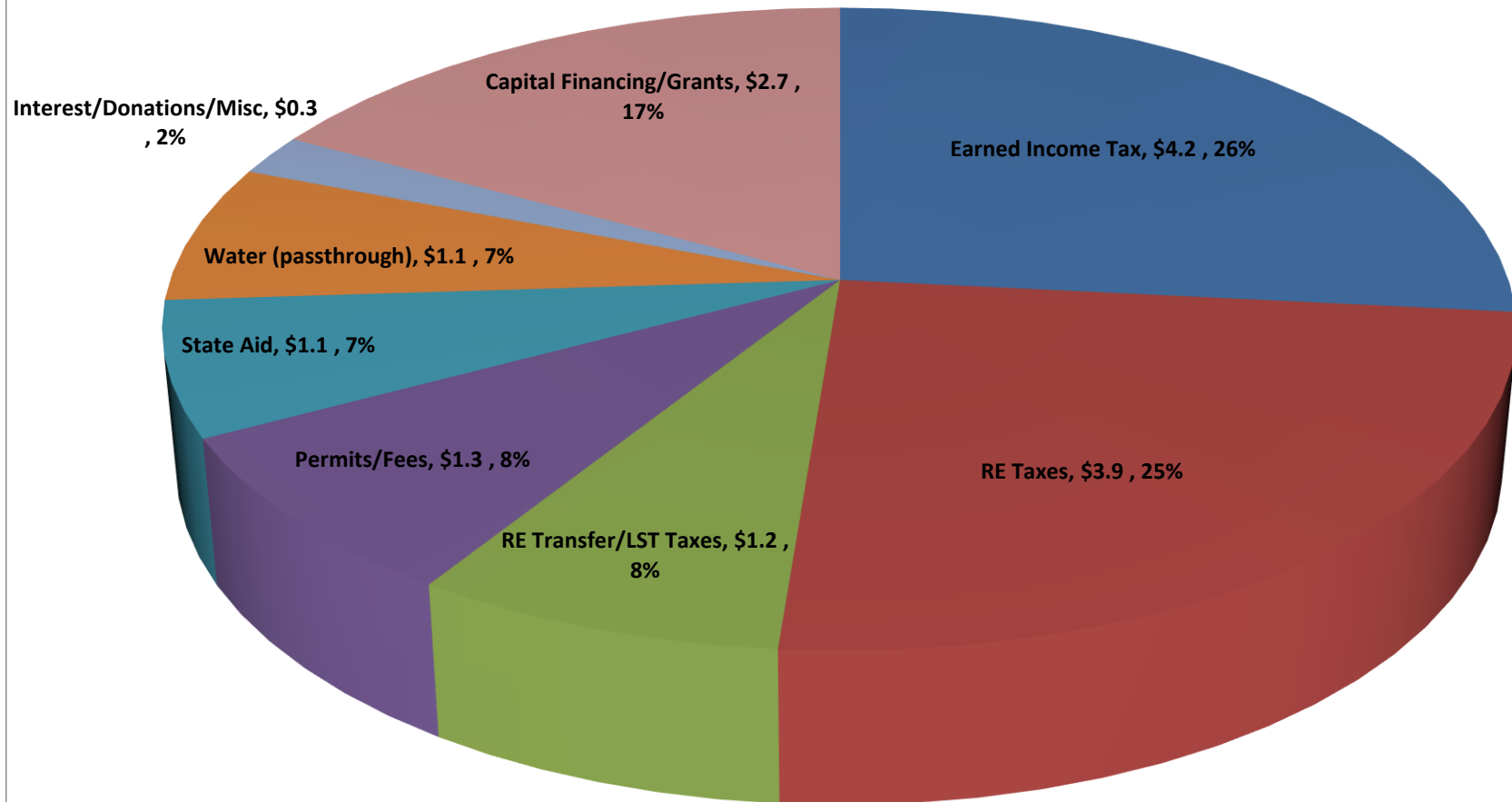
Gross Assessment	\$279,382,144
Value of One Mill	\$279,382
Allowance for discount and Uncollectible	2%
Net Mill	\$273,795

Notes

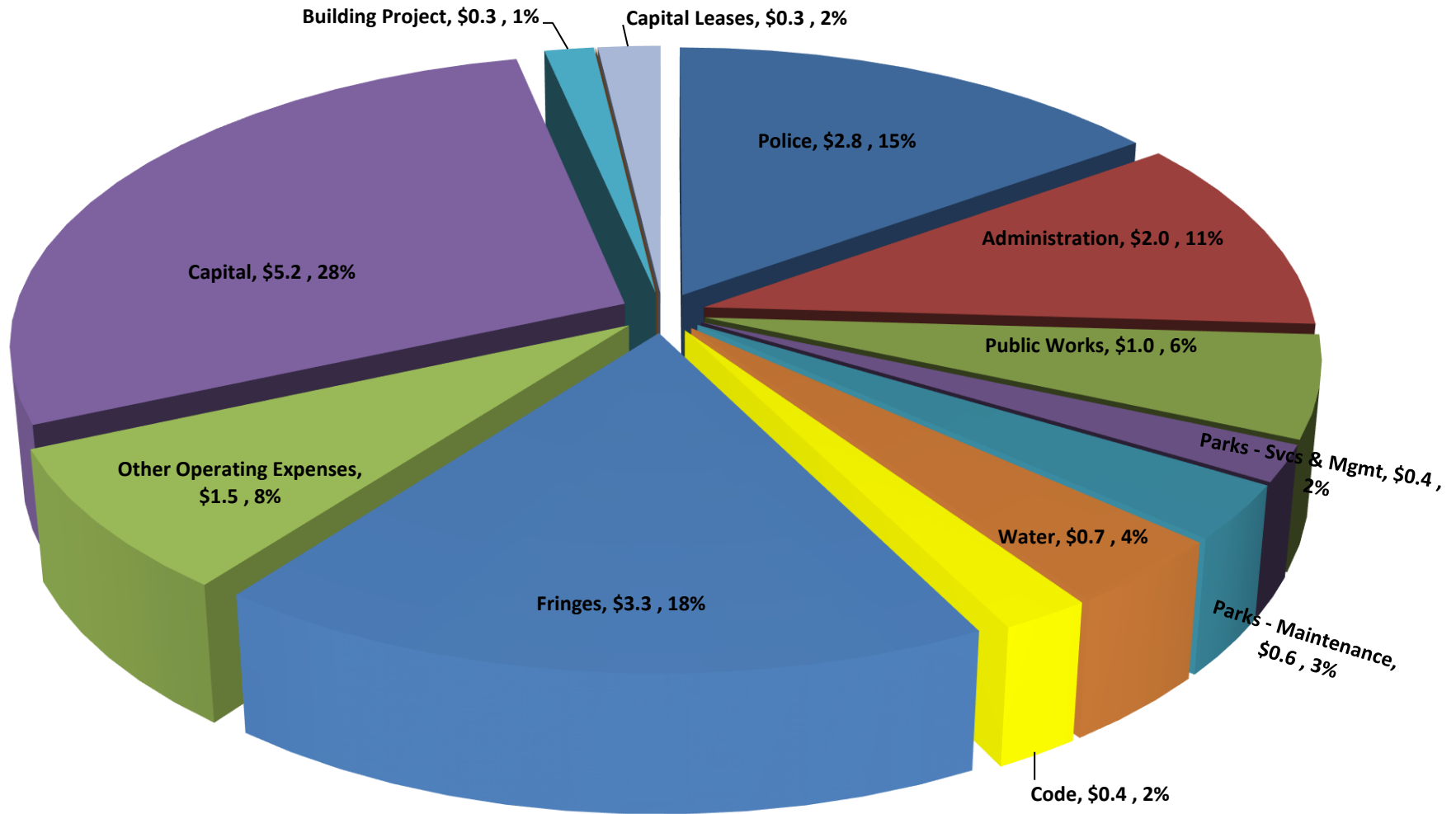
¹ Millage reallocation

² New Millage

PRELIMINARY 2021 BUDGET REVENUE by SOURCE

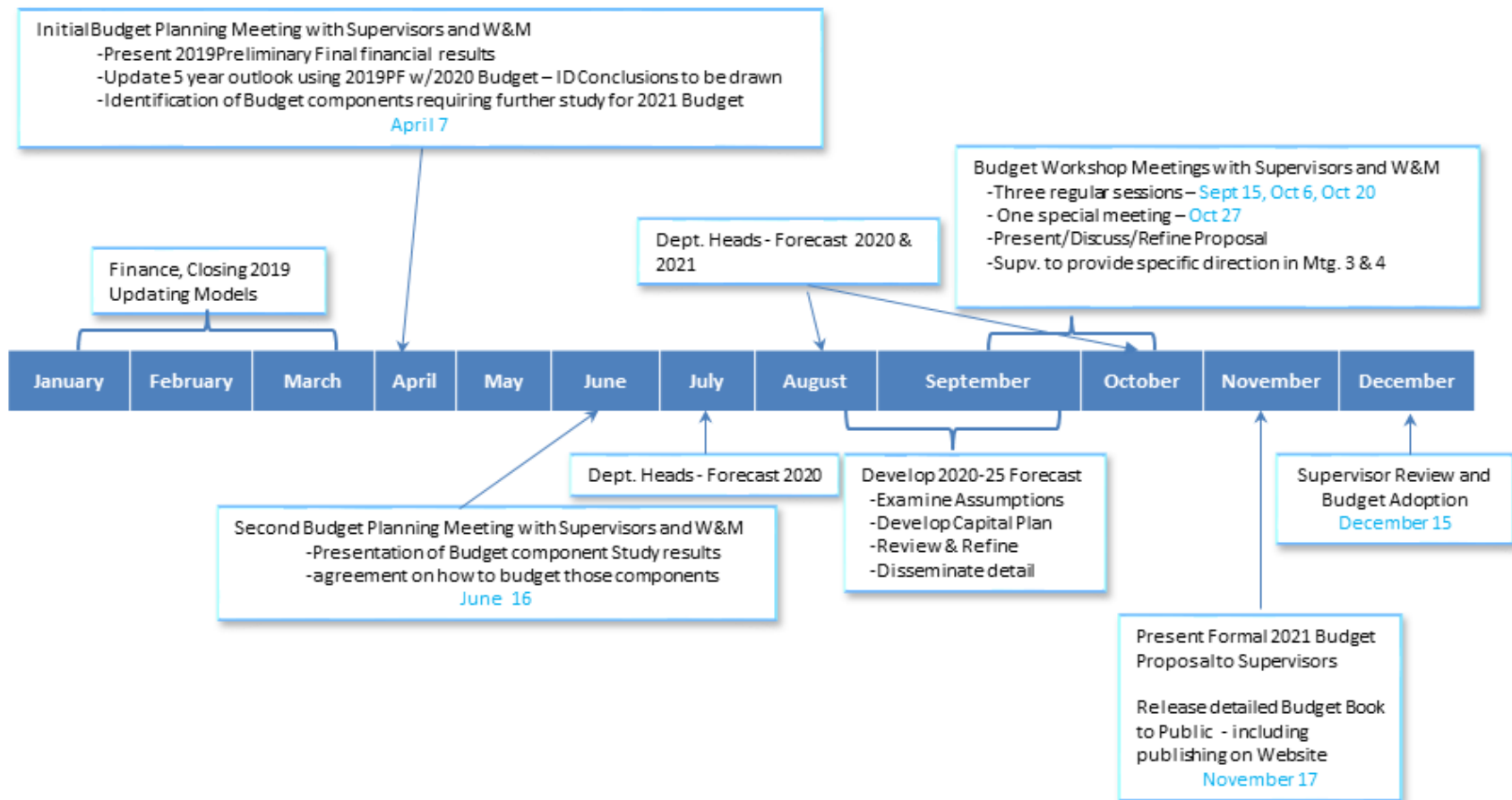


PRELIMINARY 2021 BUDGET EXPENSES by DEPARTMENT



2021 BUDGET PLANNING

Township Budget Process - 2020 Schedule of Events

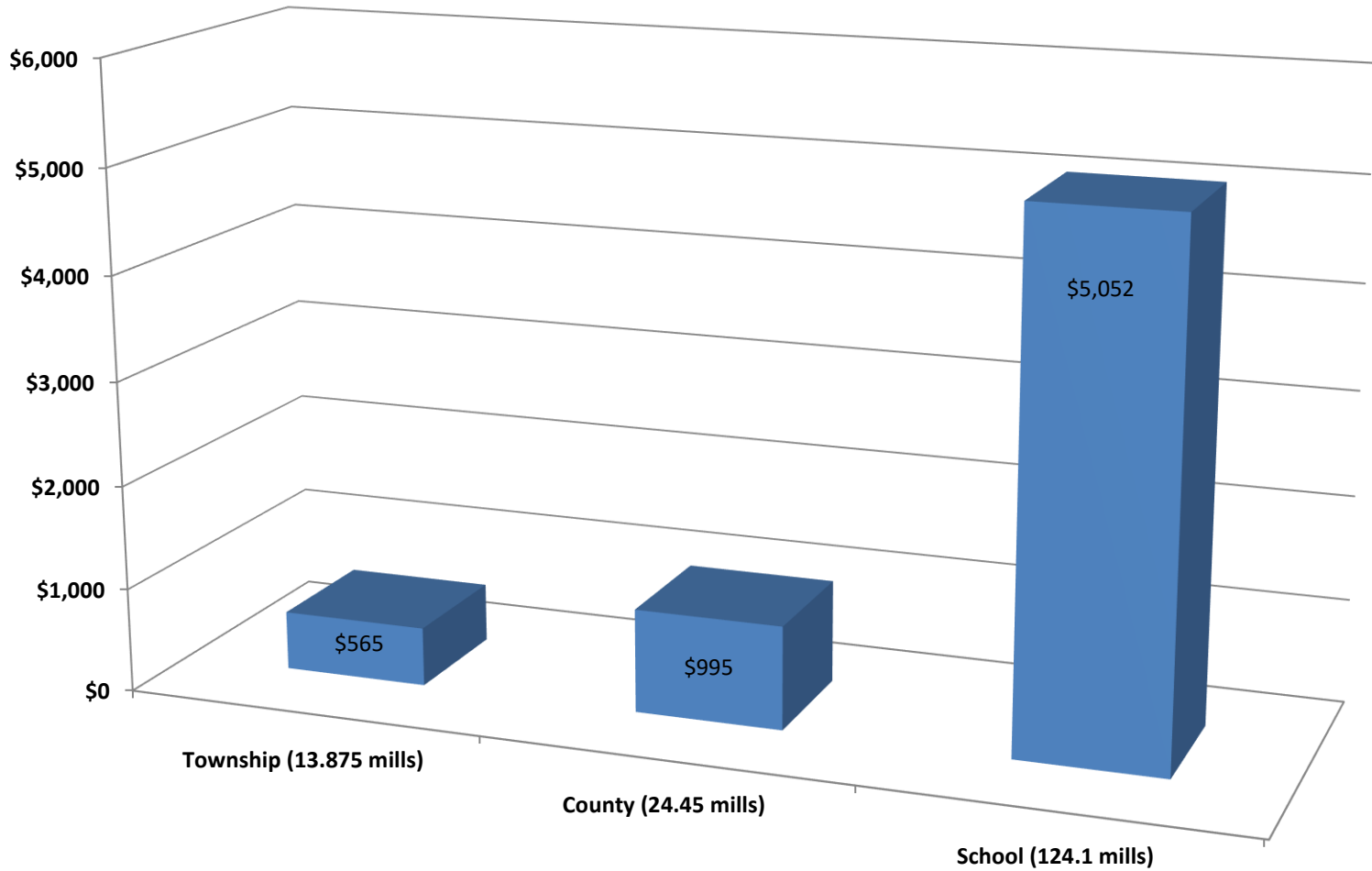


Updated: November 6, 2020

Doylestown Township Average 2021 Residential Real Estate Taxes by Township, County, and School District

(1 mill = \$273,795)

Average Residential Assessment = \$40,709



DOYLESTOWN TOWNSHIP
GENERAL FUND INCOME AND EXPENDITURE SCHEDULE
2021 Budget, Fund 01

	2017 Prior Yr Actuals	2018 Prior Yr Actuals	2019 Last Yr	2020 Budget	2020 Forecast	2021 Preliminary Budget	SCHEDULE A - Z
RESERVE FOR GENERAL FUND.	3,882,572	5,242,320	5,385,552	3,686,030	4,556,503	6,206,049	
REVENUES							
301 REAL ESTATE TAXES - Millage	GENERAL FUND	6.000	4.750	5.250	5.250	5.875	
.100 Real Est. Tax Current	1,861,133	1,618,305	1,282,959	1,428,646	1,421,241	1,574,318	R3
.201 Act 515 Breach Tax							
.200 Prior Yr Tax Revenue	5,234	3,941	1,274	500	29,185	10,000	R3
.400 RE Taxes - Delinq. Tax Col.	20,345	14,255	12,885	15,000	16,998	17,500	R3
	-----	-----	-----	-----	-----	-----	
Sub-total	1,886,712	1,636,502	1,297,118	1,444,146	1,467,424	1,636,043	
310 LOCAL TAX ENABLING ACT							
.100 Real Est. Transf.	616,891	1,022,503	801,865	685,000	630,000	650,000	RS
.210 Earned Income Tax - Current Yr	4,119,550	4,268,389	4,329,839	4,417,000	4,262,405	4,155,845	RS
.500 Local Services Tax	618,296	625,040	619,470	630,540	570,000	555,750	RS
	-----	-----	-----	-----	-----	-----	
Sub-total	5,354,737	5,915,931	5,751,173	5,732,540	5,462,405	5,361,595	
321 BUSINESS LICENSES AND PERMITS							
.800 Cable TV Franchise Fee	190,746	185,191	183,617	180,000	180,000	175,500	R7
.801 FIOS TV Franchise	232,474	227,647	216,814	217,000	204,000	193,800	R7
.910 Pumper/Hauler Permits	850	900	500	450	450	450	
	-----	-----	-----	-----	-----	-----	
Sub-total	424,070	413,738	400,930	397,450	384,450	369,750	

DOYLESTOWN TOWNSHIP
GENERAL FUND INCOME AND EXPENDITURE SCHEDULE
2021 Budget, Fund 01

	2017 Prior Yr Actuals	2018 Prior Yr Actuals	2019 Last Yr	2020 Budget	2020 Forecast	2021 Preliminary Budget	SCHEDULE A - Z
331 FINES & FORFEITS							
.110 Veh. & Crime Fines	44,625	55,275	50,479	48,000	37,000	48,000	
	-----	-----	-----	-----	-----	-----	
Sub-total	44,625	55,275	50,479	48,000	37,000	48,000	
341 INTEREST & RENTS							
.010 Earn./Invest.	44,743	67,140	87,630	55,000	48,471	33,000	
	-----	-----	-----	-----	-----	-----	
Sub-total	44,743	67,140	87,630	55,000	48,471	33,000	
.330 INTERGOVERNMENTAL REVENUES							
	9,777	18,882	7,331	10,000	6,250	7,500	
	-----	-----	-----	-----	-----	-----	
Sub-total	9,777	18,882	7,331	10,000	6,250	7,500	
351 FEDERAL OPERATING GRANTS							
.010 Conservation Grant	0	0	25,000	25,000	0	0	
	-----	-----	-----	-----	-----	-----	
Sub-total	0	0	25,000	25,000	0	0	

DOYLESTOWN TOWNSHIP
GENERAL FUND INCOME AND EXPENDITURE SCHEDULE
2021 Budget, Fund 01

	2017 Prior Yr Actuals	2018 Prior Yr Actuals	2019 Last Yr	2020 Budget	2020 Forecast	2021 Preliminary Budget	SCHEDULE A - Z
355 STATE SHARED REVENUE							
.010 PUC Realty Tax	8,474	8,746	8,420	8,500	8,842	8,850	R5
.070 Foreign Fire Premium Insurance Tx	151,676	138,963	155,284	155,284	155,246	155,246	
.080 Liquor Licenses	2,100	3,100	2,400	2,400	2,400	2,400	R5
.120 Forgn Cas. Act 205	321,178	332,592	384,037	384,037	369,287	354,000	R5
	-----	-----	-----	-----	-----	-----	
Sub-total	483,428	483,401	550,142	550,222	535,775	520,496	
359 LOCAL GOVT. & AUTH. PAYMENT IN LIEU OF TAXES							
.100 Bcks Cnty Housing Auth.	19,826	19,826	19,826	19,825	19,825	19,825	
.200 Neshaminy Manor	10,000	10,000	10,000	10,000	10,000	10,000	
	-----	-----	-----	-----	-----	-----	
Sub-total	29,826	29,826	29,826	29,825	29,825	29,825	
361 GENERAL GOVT. DEPARTMENT EARNINGS							
.300 Subdiv. Ld. Dev. Fees	18,180	27,984	18,931	5,000	0	5,000	R6
.340 Zon Hearing Fees	8,400	16,100	31,950	15,000	12,000	10,000	R6
.350 Return Check Fee	0	70	70	70	70	70	
.360 Escrow Admin. Fees	10,812	13,428	17,878	10,000	15,000	12,000	R6
.400 News Letter Ad Revenue	11,046	6,867	7,397	6,000	7,592	6,000	
.500 Sale of Maps & Pub.	703	5	21	40	40	20	
.501 Meeting Room Use Fee	100	0	0	0	0	0	
.502 Cell Tower Lease	54,763	54,985	52,253	0	0	0	
	-----	-----	-----	-----	-----	-----	
Sub-total	104,003	119,439	128,500	36,110	34,702	33,090	

DOYLESTOWN TOWNSHIP
GENERAL FUND INCOME AND EXPENDITURE SCHEDULE
2021 Budget, Fund 01

	2017 Prior Yr Actuals	2018 Prior Yr Actuals	2019 Last Yr	2020 Budget	2020 Forecast	2021 Preliminary Budget	SCHEDULE A - Z
362 PUBLIC SAFETY & PROTECTION INSPECTION							
.100 Sp. Police Serv.	380	1,800	1,425	1,000	500	1,000	
.110 Sale of Acct. Rpts.	10,369	7,540	8,838	8,000	6,300	8,000	
.120 Solicitor Permits	1,850	3,225	1,925	2,600	750	2,600	
.130 Security Alarm Monitoring	8,060	7,220	7,540	7,500	7,500	7,600	
.135 Fire Alarm	469	0	2,202	300	3,340	3,800	R6
.410 Blding Permits	365,767	317,253	312,936	400,000	592,500	500,000	R6
.411 Mechanical Permit	81,134	37,934	68,065	40,000	112,500	0	R6
.412 Electrical Permit	13,914	14,576	15,240	15,000	11,330	0	R6
.413 Demolition Permit	2,510	2,800	2,310	2,500	3,400	2,800	R6
.414 Permit/Cert of Compliance	500	1,250	3,000	2,000	1,250	1,000	R6
.415 PA UCC Fees	28,039	27,487	33,485	30,000	22,000	25,000	R6
.416 Burn Permit	300	250	300	0	0	0	R6
.420 Grading Permits	8,660	2,580	1,410	5,000	5,000	5,000	R6
.430 Plbing Permits	18,790	11,799	18,273	14,000	30,000	0	R6
.435 Well Permit	400	405	240	300	300	300	R6
.460 Sign Permits	0	0	1,760	1,200	1,000	0	R6
.470 Deed Registration	2,820	3,710	2,960	3,000	2,420	2,500	R6
.480 Fire Prevention Permit	5,279	17,542	13,226	6,500	4,872	0	R6
.490 Fire Marshal Permit	50	200	300	150	300	350	R6
.820 Highway Occupancy	1,325	1,275	2,075	1,500	5,000	4,000	R6
	-----	-----	-----	-----	-----	-----	
Sub-total	550,630	458,846	497,509	540,550	810,262	563,950	

DOYLESTOWN TOWNSHIP
GENERAL FUND INCOME AND EXPENDITURE SCHEDULE
2021 Budget, Fund 01

	2017 Prior Yr Actuals	2018 Prior Yr Actuals	2019 Last Yr	2020 Budget	2020 Forecast	2021 Preliminary Budget	SCHEDULE A - Z
380 MISC. REVENUE							
.010 Township	45,078	35,260	15,481	12,000	6,241	5,500	
.100 Sale of Surpls Prop.	25,463	23,760	723,134	15,000	20,160	18,500	
.150 Rev. from DTMA	38,915	38,915	39,926	43,919	43,919	45,061	R4
.152 Fringe Charged to DTMA	299,641	304,390	317,560	328,545	328,545	344,747	R4
.160 Rev. fr Recycle Grant	57,742	63,654	160,055	90,150	75,000	65,000	
.325 Insurance Reimbursement	14,463	22,543	90,583	16,500	8,960	10,000	
	-----	-----	-----	-----	-----	-----	
Sub-total	481,302	488,522	1,346,740	506,114	482,825	488,808	
392 INTERFUND TRANSFERS							
.018 Transfer from Capital Projects	178,109	0	0	0	1,592,996	0	T
.021 Transfer from Detention Basin Fund	15,000	15,000	7,500	1,200	1,179	0	T
.080 Transfer from R&B - Pebble Ridge Woodridge	0	0	0	0	50,628	5,000	T
	-----	-----	-----	-----	-----	-----	
Sub-total	193,109	15,000	7,500	1,200	1,644,803	5,000	
393 OTHER FINANCING SOURCES							
.130 Proceeds - General Obligation Notes	0	0	0	0	7,004	0	
	-----	-----	-----	-----	-----	-----	
Sub-total	0	0	0	0	7,004	0	
395 REFUNDS FROM PRIOR YEARS EXPENSE							
.000 Refunds	8,501	38,529	763	1,000	22,761	8,000	
	-----	-----	-----	-----	-----	-----	
Sub-total	8,501	38,529	763	1,000	22,761	8,000	
	=====	=====	=====	=====	=====	=====	
TOTAL REVENUES	9,615,464	9,741,031	10,180,642	9,377,156	10,973,957	9,105,057	

DOYLESTOWN TOWNSHIP
GENERAL FUND INCOME AND EXPENDITURE SCHEDULE
2021 Budget, Fund 01

	2017 Prior Yr Actuals	2018 Prior Yr Actuals	2019 Last Yr	2020 Budget	2020 Forecast	2021 Preliminary Budget	SCHEDULE A - Z
EXPENDITURES							
400 GENERAL GOVERNMENT							
.113 Salary Supervisors	5,108	9,386	8,331	12,375	9,600	9,600	ES
.121 Salary Management	203,586	176,954	216,155	218,529	226,934	223,992	ES
.140 Salary Clerical	299,342	339,463	379,482	434,250	403,520	420,429	ES
.147 Longevity	21,600	18,300	19,350	20,400	20,400	21,450	ES
.148 Overtime	2,718	2,260	2,541	2,500	3,200	3,200	ES
.192 Phy. Fitness Bene.	1,222	1,038	1,038	1,000	949	1,000	
.194 Med. & Phy. Exams	845	824	1,007	900	135	900	
.195 Clerical Fees	3,040	3,520	2,887	3,200	2,195	2,000	
.210 Supplies	8,340	9,626	9,587	9,000	9,000	9,000	
.213 Sml Off/ Eqpt.	6,664	5,940	6,837	6,500	4,475	3,500	
.301 Credit Card Fees	2,278	1,904	1,535	1,500	2,810	3,000	E3
.302 Internet Web Site	11,628	11,534	18,568	12,800	12,800	12,800	
.304 TAB Video Communications	2,481	1,219	4,703	4,500	4,500	5,000	
.321 Telephone	35,158	28,879	28,272	31,000	28,069	31,000	
.322 PA One Call	2,152	2,861	1,583	2,000	1,796	2,000	
(CONTINUED)							

DOYLESTOWN TOWNSHIP
GENERAL FUND INCOME AND EXPENDITURE SCHEDULE
2021 Budget, Fund 01

	2017 Prior Yr Actuals	2018 Prior Yr Actuals	2019 Last Yr	2020 Budget	2020 Forecast	2021 Preliminary Budget	SCHEDULE A - Z
400 GENERAL GOVERNMENT							
.325 Postage	13,596	14,006	10,185	14,500	13,234	13,500	
.331 Travel Exp.	1,390	1,276	1,487	1,500	1,025	1,300	
.341 Advertising	14,283	8,640	10,685	10,000	11,000	10,000	
.342 Printing	12,430	13,925	12,975	13,500	12,534	13,500	
.345 Miscellaneous	7,895	47,924	6,173	7,200	6,161	4,000	E3
.353 Prem./ Bonds	1,248	1,578	293	0	0	0	ES
.374 Equip. Rep/Maint.	28,352	33,858	27,751	50,000	62,445	62,000	E4
.386 Lease Office Equipment	12,093	10,853	10,800	14,000	10,260	8,520	E4
.420 Dues & Sub. & Spec. Events	9,689	21,043	11,095	7,500	7,942	11,000	
.422 E.A.C.	2,214	5,170	2,683	6,000	1,500	5,500	E3
.429 Permits	10	10	10	55	55	45	E3
.460 Mtg. Conf. Training	14,180	9,905	10,477	12,000	4,342	10,000	
	-----	-----	-----	-----	-----	-----	
Sub-total	723,543	781,896	806,490	896,709	860,881	888,236	
402 AUDITING							
.000 Acct. & Aud.	16,184	16,184	22,138	19,500	19,146	15,500	
.300 Administrative Costs - Pension Expenses	3,750	2,500	4,000	4,000	3,200	4,000	
.312 Management Consulting Services	0	0	0	0	0	50,000	
	-----	-----	-----	-----	-----	-----	
Sub-total	19,934	18,684	26,138	23,500	22,346	69,500	

DOYLESTOWN TOWNSHIP
GENERAL FUND INCOME AND EXPENDITURE SCHEDULE
2021 Budget, Fund 01

	2017 Prior Yr Actuals	2018 Prior Yr Actuals	2019 Last Yr	2020 Budget	2020 Forecast	2021 Preliminary Budget	SCHEDULE A - Z
403 TAX COLLECTION							
.114 Salary	23,603	23,994	23,948	23,994	23,994	23,994	ES
.318 EIT Collection Fee	55,943	55,887	53,495	59,200	57,100	55,700	
.319 LST Collection Fee	10,617	10,673	10,532	11,034	9,930	9,682	
.325 Postage	1,761	1,748	1,748	1,800	1,800	1,800	
.342 Printing	1,571	1,566	1,588	1,600	1,600	1,600	
.460 Mtg. Conf. Training	0	0	0	500	0	0	
	-----	-----	-----	-----	-----	-----	
Sub-total	93,494	93,868	91,310	98,128	94,424	92,776	
404 LEGAL							
.314 Prof. Serv.-Legal	32,714	40,866	55,535	62,000	45,000	50,000	
	-----	-----	-----	-----	-----	-----	
Sub-total	32,714	40,866	55,535	62,000	45,000	50,000	
406 GENERAL EXPENSE - OTHER							
.383 Admin-Rental Facilities	0	79,470	80,049	0	0	0	
	-----	-----	-----	-----	-----	-----	
Sub-total	0	79,470	80,049	0	0	0	
408 ENGINEERING							
.313 Prof.Serv.-Engineer	64,471	149,023	134,728	130,000	170,000	150,000	E2
.315 Architect Prof Fees - Building Related	17,815	0	0	0	0	0	
.316 Traffic Engineer	60,549	72,983	93,451	85,000	112,979	95,000	E2
	-----	-----	-----	-----	-----	-----	
Sub-total	142,834	222,006	228,179	215,000	282,979	245,000	

**DOYLESTOWN TOWNSHIP
GENERAL FUND INCOME AND EXPENDITURE SCHEDULE
2021 Budget, Fund 01**

	2017 Prior Yr Actuals	2018 Prior Yr Actuals	2019 Last Yr	2020 Budget	2020 Forecast	2021 Preliminary Budget	SCHEDULE A - Z
409 BUILDING & PLANT							
.120 Salary	148,938	152,655	113,076	120,859	123,140	121,544	ES
.147 Longevity	6,600	5,610	3,240	3,750	3,750	3,900	ES
.148 Overtime	2,227	2,154	3,501	1,800	1,800	1,800	ES
.213 Sml Off/Eqpt.	203	1,433	576	1,000	850	1,000	
.220 Op. Supls.	11,587	19,057	28,506	18,000	28,000	20,000	
.231 Gasoline	267	311	280	293	193	200	
.238 Clth & Unf	1,323	1,862	1,840	3,300	2,000	3,000	
.251 Maint. & Rep (Veh)	242	271	154	300	300	150	
.321 Fire Alarms/ Telephones	4,791	4,614	8,405	8,000	10,200	10,200	
.361 Utilities	39,702	48,719	60,021	73,000	73,000	80,300	
.373 Maint & Rep.	67,913	52,303	75,063	65,000	77,319	65,000	E4
.460 Training	1,568	3,656	1,947	4,000	1,000	3,500	
.750 Minor Equipment	14,561	5,998	9,844	10,000	8,000	10,000	
	-----	-----	-----	-----	-----	-----	
Sub-total	299,921	298,643	306,454	309,303	329,551	320,594	

DOYLESTOWN TOWNSHIP
GENERAL FUND INCOME AND EXPENDITURE SCHEDULE
2021 Budget, Fund 01

	2017 Prior Yr Actuals	2018 Prior Yr Actuals	2019 Last Yr	2020 Budget	2020 Forecast	2021 Preliminary Budget	SCHEDULE A - Z
410 POLICE PROTECTION							
.123 Salary Police Department	1,830,645	1,924,779	1,952,458	2,118,597	2,010,042	2,151,152	ES
.140 Salary Clerical	86,321	89,278	91,703	96,050	97,862	96,593	ES
.142 Salary Crossing Guard	9,115	9,266	9,673	10,044	6,724	10,345	ES
.144 Salary Fire Police	0	308	0	8,000	0	8,000	ES
.146 Holiday Pay	84,138	82,969	90,845	101,123	93,868	98,027	ES
.147 Long. Pay	41,288	40,185	42,870	45,450	40,763	38,700	ES
.148 Overtime Pay	75,550	85,714	52,579	80,000	75,000	80,000	ES
.149 Court Time	26,875	28,072	25,597	30,000	25,000	30,000	ES
.192 Physical Fitness Ben	2,130	2,412	1,560	2,400	2,400	2,400	
.193 Tuition Reimburse.	0	0	0	3,000	3,000	3,000	
.196 Unif.Dry Cln.	15,567	17,281	16,363	17,500	17,500	17,500	
.213 Sml Off/Eqpt	0	972	1,502	3,000	3,000	3,000	
.215 Ammo & Supls.	5,861	7,385	9,232	13,100	13,100	12,400	
.216 Special Response Team	4,600	4,600	4,600	5,000	5,000	5,000	
.220 Matls. & Supls.	350	1,000	1,448	1,750	1,750	1,750	
.238 Uniforms	25,602	17,558	21,968	23,341	12,500	20,362	
.241 Gen. Exp.	1,677	1,759	3,086	3,100	3,100	3,100	
.250 Dare. Exp.	1,352	1,646	1,678	1,781	1,781	1,790	
.261 Invst. Eqpt.	12,962	7,445	12,251	11,316	6,000	7,510	
.321 Telephone	15,990	14,855	13,607	15,000	15,000	15,000	
.327 Radio Maint.	0	0	391	1,500	1,500	1,500	
.342 Printing	483	470	473	500	500	500	
.460 Schl/Sem.	17,721	15,562	17,898	19,850	6,578	20,000	
.461 Schl/Sem. Ch. & Lt.	1,544	1,911	2,330	4,000	2,500	4,000	
	-----	-----	-----	-----	-----	-----	
Sub-total	2,259,773	2,355,428	2,374,113	2,615,401	2,444,467	2,631,630	

DOYLESTOWN TOWNSHIP
GENERAL FUND INCOME AND EXPENDITURE SCHEDULE
2021 Budget, Fund 01

	2017 Prior Yr Actuals	2018 Prior Yr Actuals	2019 Last Yr	2020 Budget	2020 Forecast	2021 Preliminary Budget	SCHEDULE A - Z
411 FIRE SAFETY							
.140 Salary Clerical	5,467	18,460	0	0	0	0	ES
.143 Salary Fire Marshal	59,261	63,181	73,836	66,555	67,810	66,931	ES
.147 Long. Fire Marshal	0	1,800	3,600	3,750	3,900	4,050	ES
.148 Overtime	6,954	6,576	16,695	6,200	10,202	6,500	ES
.213 Sml Off/Eqpt	4,441	1,431	4,570	7,000	7,383	7,000	
.220 Supplies	1,282	171	0	0	0	0	
.238 Uniforms	724	1,219	1,251	1,300	1,300	1,300	
.251 Maint. & Rep (Veh)	179	999	691	1,500	987	1,500	
.300 Public Safety Fire Relief	151,676	138,963	155,284	155,284	155,284	155,284	ES
.321 Telephone	2,119	4,724	3,758	2,400	4,626	2,400	
.460 Training	2,521	2,015	3,602	4,000	5,262	4,000	
	-----	-----	-----	-----	-----	-----	
Sub-total	234,750	239,539	263,289	247,989	256,755	248,965	
412 POLICE VEHICLE EXPENSE							
.231 Gasoline	36,594	42,642	38,380	40,196	30,000	40,000	
.234 Oil	922	1,049	1,402	1,600	1,600	1,600	
.252 Prev. Maint.	0	0	0	1,200	1,434	1,200	
.253 Speed. Calib.	1,853	2,037	1,888	2,600	2,600	2,600	
.254 Vehicle Maint.	1,004	1,798	1,617	3,500	2,500	3,500	
.256 Body Repair	2,884	8,633	16,049	7,800	7,800	7,800	
.257 Tires	2,249	3,735	3,925	4,000	4,000	4,000	
.262 Minor Vehicle Equipment	43,200	13,067	20,626	18,000	12,389	40,000	
	-----	-----	-----	-----	-----	-----	
Sub-total	88,705	72,962	83,887	78,896	62,323	100,700	

DOYLESTOWN TOWNSHIP
GENERAL FUND INCOME AND EXPENDITURE SCHEDULE
2021 Budget, Fund 01

	2017 Prior Yr Actuals	2018 Prior Yr Actuals	2019 Last Yr	2020 Budget	2020 Forecast	2021 Preliminary Budget	SCHEDULE A - Z
414 PLANNING & ZONING							
.122 Salary Bldg Insp./Zoning	69,445	70,385	85,872	89,646	93,094	91,887	ES
.140 Salary Clerical	24,753	20,433	34,223	41,330	41,571	41,190	ES
.191 Inspection Services	22,832	24,180	31,081	51,000	40,000	51,000	
.195 Clk. Fee (P/C Recd Secretary.	2,305	3,322	5,470	6,000	4,000	3,750	
.210 Off. Supls.	1,933	2,169	2,395	2,500	2,000	2,500	
.213 Small Off. Equip.	68	310	358	500	350	500	
.231 Gasoline	1,665	1,940	1,746	2,000	1,400	2,000	
.238 Uniforms	847	1,103	1,063	1,200	1,200	1,200	
.251 Maint. & Rep. Auto	712	1,225	52	1,000	500	1,000	
.306 Prof. Serv. Arborist	1,200	1,200	1,200	1,200	1,200	1,200	E6
.312 Pl. Consultant	31,224	64,260	61,552	50,000	41,000	50,000	
.314 Sp. Legal Serv.	18,941	20,246	24,095	19,000	24,453	22,000	
.342 Printing	19,232	7,408	8,944	6,000	2,000	6,000	
.374 Equip. Rep & Maint	4,663	3,963	2,761	4,000	2,350	2,600	
.460 Training	1,792	1,648	1,524	1,800	1,300	1,800	
.500 Grants, Cont. & Subsidies	2,521	2,521	2,521	2,750	0	2,500	
	-----	-----	-----	-----	-----	-----	
Sub-total	204,132	226,313	264,858	279,926	256,418	281,127	
415 EMERGENCY MANAGEMENT							
.220 Civ. Defense Matls.	2,676	2,943	3,748	4,000	2,750	3,500	
.460 Schls/Sem.	580	277	194	800	800	800	
	-----	-----	-----	-----	-----	-----	
Sub-total	3,256	3,220	3,942	4,800	3,550	4,300	
416 POLICE HEADQUARTERS							
.191 Recruiting	160	1,997	2,904	1,500	1,500	1,500	
.194 Med. & Phy. Exams	500	3,460	700	3,000	3,000	3,000	
.220 Operating Supls.	1,577	2,075	2,631	4,000	4,000	4,000	
.374 Equip. Rep & Maint	31,070	38,063	36,789	42,898	42,898	43,000	
	-----	-----	-----	-----	-----	-----	
Sub-total	33,307	45,596	43,024	51,398	51,398	51,500	
428 PUBLIC WORKS - WEED CONTROL							
.220 Pub. Wks. Serv. Supls	480	1,383	378	1,000	850	1,000	
.374 Rep. of Tls. & Mach.	404	1,236	569	1,000	1,000	1,000	
	-----	-----	-----	-----	-----	-----	
Sub-total	885	2,619	946	2,000	1,850	2,000	

DOYLESTOWN TOWNSHIP
GENERAL FUND INCOME AND EXPENDITURE SCHEDULE
2021 Budget, Fund 01

	2017 Prior Yr Actuals	2018 Prior Yr Actuals	2019 Last Yr	2020 Budget	2020 Forecast	2021 Preliminary Budget	SCHEDULE A - Z
429 SEPTAGE DEPARTMENT							
.140 Salary Clerical	8,082	0	0	0	0	0	ES
.220 Supplies	50	0	0	50	0	0	
.313 Prof.Serv.-Engineer	0	4,486	77	0	0	0	
.314 Prof. Serv. - Legal	1,153	0	0	0	0	0	
.325 Postage	1,750	0	0	1,750	0	0	
.342 Printing	0	558	589	600	0	600	
.374 Equip. Rep & Maint	300	0	0	0	0	0	
	-----	-----	-----	-----	-----	-----	
Sub-total	11,336	5,044	666	2,400	0	600	
430 HIGHWAY MAINTENANCE							
GENERAL SERVICE							
.144 Salary Road Worker	400,680	429,999	441,649	491,957	323,466	448,595	ES
.147 Longevity	8,850	9,450	10,050	10,650	10,650	11,250	ES
.148 Highway Maintenance Overtime	13,340	14,432	13,728	73,740	18,000	18,000	ES
.231 Gasoline	5,941	6,923	6,231	6,526	4,281	19,500	
.232 Diesel Fuel	10,323	13,425	14,095	15,800	8,012	0	
.234 Oil	0	1,382	549	1,500	1,500	1,500	
.238 Clth. & Unf.	11,450	12,783	8,861	10,000	10,000	10,000	
.245 Hwy. Supls/Ptch	0	0	0	0	0	0	
.262 Minor Eqpt.	4,263	6,034	5,284	4,000	5,000	5,000	
.264 Hand Tools	1,619	968	1,501	1,850	1,850	1,600	
.365 Debris Disposal	10,611	9,067	20,921	10,000	10,000	10,000	
.374 Rep & Maint--Equip.	33	5,655	262	3,500	3,500	0	
.384 Rent Mach & Equip	2,712	0	1,500	3,500	300	1,500	
.452 Contracted Tree Trimming	0	42,915	40,975	36,750	35,800	40,000	E6
.456 Detent. Basin Mowing	14,040	13,779	15,356	24,750	17,800	18,200	E6
.460 Training	428	190	880	1,000	400	500	
	-----	-----	-----	-----	-----	-----	
Sub-total	484,291	567,004	581,842	695,523	450,559	585,645	

DOYLESTOWN TOWNSHIP
GENERAL FUND INCOME AND EXPENDITURE SCHEDULE
2021 Budget, Fund 01

	2017 Prior Yr Actuals	2018 Prior Yr Actuals	2019 Last Yr	2020 Budget	2020 Forecast	2021 Preliminary Budget	SCHEDULE A - Z
433 HIGHWAY TRAFFIC CONTROL							
.246 Supls,Paint,Sgn etc.	12,099	13,969	6,525	12,500	16,159	12,500	E5
.451 Contract Repair-Traffic Signals	5,116	3,828	56,326	8,500	8,500	10,000	E5
	-----	-----	-----	-----	-----	-----	
Sub-total	17,215	17,797	62,851	21,000	24,659	22,500	
434 STREET LIGHTING							
.362 Street Light Repairs	1,284	2,506	1,205	2,000	2,000	2,000	E5
	-----	-----	-----	-----	-----	-----	
Sub-total	1,284	2,506	1,205	2,000	2,000	2,000	
437 HIGHWAY MAINT-TOOLS & EQUIP.							
.254 Minor Equip. Maint.	32	686	251	0	0	0	
.255 Major Equip. Maint	594	2,011	2,083	3,000	8,200	3,000	
.257 Tires	0	4,153	9,552	5,000	5,000	5,000	
.455 Cont. Rep. of Equip.	0	1,516	80	0	750	1,000	
	-----	-----	-----	-----	-----	-----	
Sub-total	626	8,367	11,965	8,000	13,950	9,000	

DOYLESTOWN TOWNSHIP
GENERAL FUND INCOME AND EXPENDITURE SCHEDULE
2021 Budget, Fund 01

	2017 Prior Yr Actuals	2018 Prior Yr Actuals	2019 Last Yr	2020 Budget	2020 Forecast	2021 Preliminary Budget	SCHEDULE A - Z
446 STORM WATER MANAGEMENT							
.140 Salary	2,069	0	0	0	0	0	ES
.220 Operating Supplies	0	0	0	0	0	0	
.313 Engineering Services	65,026	30,938	34,260	35,000	30,000	65,000	
.314 Legal Services	425	0	314	600	200	200	
.325 Postage	0	65	22	200	0	0	
.341 Advertising	183	183	149	750	0	250	
.365 Storm Water Mgt-Str Sweeping	0	0	420	0	0	0	
.460 Training	38	75	0	500	0	500	
	-----	-----	-----	-----	-----	-----	
Sub-total	67,742	31,261	35,164	37,050	30,200	65,950	

DOYLESTOWN TOWNSHIP
GENERAL FUND INCOME AND EXPENDITURE SCHEDULE
2021 Budget, Fund 01

	2017 Prior Yr Actuals	2018 Prior Yr Actuals	2019 Last Yr	2020 Budget	2020 Forecast	2021 Preliminary Budget	SCHEDULE A - Z
459 Donations & Contributions							
.023 Spectator Rec	18,500	59,200	56,200	64,700	64,700	64,700	E3
	-----	-----	-----	-----	-----	-----	
Sub-total	18,500	59,200	56,200	64,700	64,700	64,700	
461 Conservation of Natural Resources							
.711 Conservation of Natural Resources	7,186	0	0	7,500	0	35,000	E3
	-----	-----	-----	-----	-----	-----	
Sub-total	7,186	0	0	7,500	0	35,000	
471 Capital Leases							
.100 Capital Leases	241,721	208,170	213,105	149,733	134,206	185,817	ES
	-----	-----	-----	-----	-----	-----	
Sub-total	241,721	208,170	213,105	149,733	134,206	185,817	
483 RETIREMENT CONTRIBUTION							
.160 Non-Uniform	327,506	576,994	583,318	514,887	514,887	531,295	ES
.161 Non-uniform MMO - DC Plan	27,408	37,051	39,126	46,500	46,500	47,500	ES
.163 Police Pension	394,189	637,435	650,368	704,042	704,042	736,956	ES
	-----	-----	-----	-----	-----	-----	
Sub-total	749,103	1,251,480	1,272,812	1,265,429	1,265,429	1,315,751	
486 INSURANCE PREMIUMS							
.152 Dental Insurance	86,399	90,508	93,402	94,344	88,991	91,000	
.155 Vision Care	4,650	4,224	5,454	5,300	3,441	4,800	
.158 Life Insurance	34,940	35,887	35,877	37,367	33,327	35,500	
.159 Medical Insurance	895,783	1,028,990	1,046,271	1,077,000	1,044,581	1,145,000	ES
.161 FICA	343,452	354,023	363,932	360,804	376,600	380,366	ES
.162 PA Unemploy.Comp.Tax	12,148	12,110	12,060	12,349	11,378	12,300	
.164 Deferred Comp (Nationwide)	20	20	20	20	20	20	
.165 Deferred Comp (Valic)	5,581	5,472	5,709	5,700	6,684	6,700	
.167 Deferred Comp-Bernie Wealth	7,199	6,623	6,343	7,000	7,000	7,000	
.168 Deferred Comp-ICMA-RC	0	0	0	0	190	975	
.352 Fire/Libltly/Auto Ins.	273,964	261,110	237,789	230,171	222,243	210,000	ES
.354 Workman's Comp.	189,614	182,676	172,668	180,568	168,246	180,568	
.355 Post Employment Health Pln	55,556	57,404	58,104	59,995	58,970	59,995	
	-----	-----	-----	-----	-----	-----	
Sub-total	1,909,306	2,039,047	2,037,629	2,070,617	2,021,672	2,134,224	

DOYLESTOWN TOWNSHIP
GENERAL FUND INCOME AND EXPENDITURE SCHEDULE
2021 Budget, Fund 01

	2017 Prior Yr Actuals	2018 Prior Yr Actuals	2019 Last Yr	2020 Budget	2020 Forecast	2021 Preliminary Budget	SCHEDULE A - Z
491 REFUNDS OF PRIOR YEARS							
.415 Refunds & Returns	4,024	9,726	3,595	3,000	800	1,500	E3
.416 PLGIT CD Investment Fee	1,108	1,094	916	750	1,671	750	E3
	-----	-----	-----	-----	-----	-----	
Sub-total	5,132	10,819	4,510	3,750	2,471	2,250	
492 INTERFUND TRANSFERS							
.005 Trnsf. to P & R Fund-Op.	370,000	300,000	340,000	225,000	0	155,000	T
.010 Trnsf. to Kids Castle	0	0	5,000	0	0	0	T
.018 Trnsf. to Capital Projects	0	0	1,414,594	0	238,403	273,375	T
.031 Trnsf. to Cap. Res.	235,000	75,000	320,000	1,151,000	364,219	425,000	T
.053 Trnsf. To Roads & Bridges		540,000	0	0	0	0	T
.610 Trnsf. To Roads & Bridges - PR-WR	0	2,000	23,933	0	0	0	T
	-----	-----	-----	-----	-----	-----	
Sub-total	605,000	917,000	2,103,527	1,376,000	602,621	853,375	
	=====	=====	=====	=====	=====	=====	
Year End Adjustment		(1,010)	1		0		
TOTAL EXPENDITURES	8,255,716	9,597,799	11,009,691	10,588,751	9,324,411	10,263,141	
	=====	=====	=====	=====	=====	=====	
EXCESS REVENUES (EXPEND.)	1,359,748	143,232	(829,049)	(1,211,595)	1,649,546	(1,158,084)	
REMAINING RESERVE	5,242,320	5,385,552	4,556,503	2,474,435	6,206,049	5,047,965	

DOYLESTOWN TOWNSHIP
 FIRE FUND INCOME AND EXPENDITURE SCHEDULE
 2021 Budget, Fund 03

	2017 Prior Yr Actuals	2018 Prior Yr Actuals	2019 Last Yr	2020 Budget	2020 Forecast	2021 Preliminary Budget	SCHEDULE A - Z
RESERVE FOR FIRE FUND REVENUES	7,854	7,010	1,974	807	807	3,188	
301 REAL PROPERTY TAXES - Millage	FIRE TAX	1,250	1,250	1,250	1,250	1,250	R2
.100 RE Tax Cur. Yr.	332,344	337,064	337,621	340,154	337,926	342,243	R3
.200 Prior Year	935	818	335	700	700	700	R3
.400 RE Tax Delqt.	3,633	2,969	3,391	3,600	3,600	4,100	R3
	-----	-----	-----	-----	-----	-----	
Sub-total	336,912	340,850	341,347	344,454	342,226	347,043	
341 INTEREST & RENTS							
.010 Interest Earned	201	431	1,134	1,000	156	185	
	-----	-----	-----	-----	-----	-----	
Sub-total	201	431	1,134	1,000	156	185	
	=====	=====	=====	=====	=====	=====	
TOTAL REVENUES	337,114	341,281	342,481	345,454	342,382	347,228	
EXPENDITURES							
411 FIRE SAFETY							
.520 Fire Tax Cont. & Int. (88.1% Doyle, 10.2% Warr, 1.7% Chalfont)	337,957	346,317	343,648	340,000	340,000	340,000	ES
	-----	-----	-----	-----	-----	-----	
Sub-total	337,957	346,317	343,648	340,000	340,000	340,000	
	=====	=====	=====	=====	=====	=====	
TOTAL EXPENDITURES	337,957	346,317	343,648	340,000	340,000	340,000	
	=====	=====	=====	=====	=====	=====	
EXCESS REVENUES (EXPEND.)	(844)	(5,036)	(1,167)	5,454	2,382	7,228	
REMAINING RESERVE	7,010	1,974	807	6,260	3,188	10,416	

DOYLESTOWN TOWNSHIP
 PARK & RECREATION OPERATIONS FUND
 INCOME AND EXPENDITURE SCHEDULE
 2021 Budget, Fund 05

	2017 Prior Yr Actuals	2018 Prior Yr Actuals	2019 Last Yr	2020 Budget	2020 Forecast	2021 Preliminary Budget	SCHEDULE A - Z
RESERVE FOR PARK & RECREATION FUND	417,938	572,717	552,171	173,832	561,006	326,668	
301 REAL PROPERTY TAXES - Millage	PARK & REC FUND	0.750	2.000	2.250	2.250	2.250	R2
.100 RE Tax Cur. Yr.	199,407	202,084	540,193	612,277	609,946	616,038	R3
.200 Prior Year	561	491	536	200	200	200	R3
.400 RE Tax Delqt.	2,180	1,781	5,425	5,500	6,399	6,500	R3
	-----	-----	-----	-----	-----	-----	
Sub-total	202,147	204,356	546,155	617,977	616,545	622,738	
341 INTEREST EARNINGS							
.010 Interest Earned	1,776	6,372	8,857	6,500	1,980	2,200	
	-----	-----	-----	-----	-----	-----	
Sub-total	1,776	6,372	8,857	6,500	1,980	2,200	
354 STATE CAPITAL & OPERATING GRANTS							
.071 Kids Castle	0	0	200,000	0	0	0	
.072 DCNR Comp Plan	0	5,000	0	7,500	7,500	0	
	-----	-----	-----	-----	-----	-----	
Sub-total	0	5,000	200,000	7,500	7,500	0	
367 RECREATION SERVICES							
.275 Programs & Services	165,086	167,458	174,758	170,000	82,387	150,000	
.500 Fees in lieu	2,000	7,520	4,720	2,000	2,000	5,000	
.828 KC Contrib & Donations	48,661	24,527	7,920	5,000	2,400	120,510	
.880 Dog Park	17,820	16,184	17,562	17,000	16,000	17,000	
	-----	-----	-----	-----	-----	-----	
Sub-total	233,567	215,688	204,960	194,000	102,787	292,510	
387 CONTRIBUTIONS							
.000 Contr/Donations	0	2,500	0	500	2,500	0	
	-----	-----	-----	-----	-----	-----	
Sub-total	0	2,500	0	500	2,500	0	

DOYLESTOWN TOWNSHIP
PARK & RECREATION OPERATIONS FUND
INCOME AND EXPENDITURE SCHEDULE
2021 Budget, Fund 05

	2017 Prior Yr Actuals	2018 Prior Yr Actuals	2019 Last Yr	2020 Budget	2020 Forecast	2021 Preliminary Budget	SCHEDULE A-Z
392 INTERGOVERNMENTAL TRANSFERS							
.010 Trnsf./ Gen. Fund	370,000	300,000	345,000	225,000	0	155,000	T
.023 Trnsf./CFR Impr Fund	22,965	0	0	23,000	0	0	T
	-----	-----	-----	-----	-----	-----	
Sub-total	392,965	300,000	345,000	248,000	0	155,000	
395 REVENUE FROM OTHER SOURCES							
.000 Refunds from Prior Year Expenditures	0	0	0	1,000	438	500	
	-----	-----	-----	-----	-----	-----	
Sub-total	0	0	0	1,000	438	500	
	=====	=====	=====	=====	=====	=====	
TOTAL REVENUES	830,455	733,916	1,304,972	1,075,477	731,751	1,072,947	
EXPENDITURES							
406 EXPENSE GENERAL							
383 Other Gen'l Govt Admin-Rental Facilities	0	0	0	47550	47550	47,550	
	-----	-----	-----	-----	-----	-----	
Sub-total	0	0	0	47,550	47,550	47,550	
452 PARK RECREATION							
.113 Salary Park Maintenance	169,265	183,399	185,342	175,070	177,924	206,935	
.126 Salary Recreation	125,359	126,769	138,255	136,497	141,747	139,909	ES
.147 Longevity Maint	8,700	9,150	4,200	4,500	4,500	4,800	
.148 Overtime	30,856	21,987	18,590	21,728	14,360	20,000	
.149 Longevity Rec	3,300	3,450	3,600	3,750	3,750	3,900	ES
.210 Office Supplies	834	314	1,317	600	600	600	
.213 Small Equipment	5,273	8,278	2,408	10,500	7,888	9,500	
.214 Small Equipment	342	0	346	0	0	0	
.231 Gasoline	6,101	7,109	6,469	7,807	5,000	9,000	
.232 Diesel	1,570	2,125	2,146	2,340	1,200	0	
.238 Uniforms	3,337	3,881	3,663	4,000	3,500	3,500	
.239 Uniforms	397	279	488	500	500	500	
.246 P&R Sign, Traffic Controls Maint	450	4,560	2,982	0	0	0	
.247 P&R Sign, Traffic Controls Rec	369	763	0	0	0	0	
.270 Recreation Supplies	2,157	4,077	2,846	6,400	8,000	6,000	
.275 Programs & Services	53,306	55,539	72,195	50,000	34,622	45,000	
.302 Credit Card Fees	4,232	3,973	4,892	5,500	4,307	4,500	
.321 Telephone	5,543	4,758	3,437	3,145	3,557	4,000	
.325 Postage	5,113	5,203	5,324	6,000	4,500	6,000	

DOYLESTOWN TOWNSHIP
PARK & RECREATION OPERATIONS FUND
INCOME AND EXPENDITURE SCHEDULE
2021 Budget, Fund 05

	2017	2018	2019	2020	2020	2021	SCHEDULE
	Prior Yr Actuals	Prior Yr Actuals	Last Yr	Budget	Forecast	Preliminary Budget	A - Z
(CONTINUED)							
452 PARK RECREATION							
.331 Training - P & R Management	0	3,517	5,050	5,000	2,635	5,000	
.341 Advertising	258	127	0	0	0	0	
.342 Printing	14,025	14,025	16,491	19,000	17,000	19,000	
.361 Electricity	12,204	13,471	11,272	13,500	9,000	9,000	
.374 Park Maintenance	76,269	105,268	100,297	270,000	282,969	280,000	ES
.384 Computer Equip. Maint.	6,443	8,692	6,757	10,000	10,000	10,000	
.420 Dues & Subscriptions	1,415	1,397	2,392	2,600	2,600	2,600	
.450 Contracted Services	88,650	78,915	169,036	0	0	0	
.452 Tree Trimming	7,846	64,277	0	0	0	0	
.460 Training - P & R Maintenance	5,693	1,165	963	1,500	998	1,500	
.502 P & R Comp Plan	0	10,542	8,437	2,500	2,500	0	
.610 Turk II Backstop Replacement	0	0	16,995	15,000	18,812	0	C
.611 Turk Park II - Parking Lot Maint	0	0	0	20,000	0	20,000	C
.612 Doylestown Lea Trail - Drainage Pipe maint	0	0	0	63,500	0	0	C
.613 Turk Park I - Parking Lot Maint	0	0	0	20,000	0	20,000	C
.615 Bridge Pt Park - Structure Roof Replacement	0	0	0	30,000	0	30,000	C
.723 Turk I Playground Replacement	0	0	50,447	0	0	0	
.724 Turk II Playground Poured in Place	0	0	0	50,000	81,000	0	C
.725 Parks Multi-Use Vehicle	0	0	0	0	60,000	0	
.726 Kids Castle Structural Inspection	0	0	0	0	0	15,000	
.820 Dog Park Improvement/Maint	12,984	6,548	7,874	6,500	15,000	8,250	
.883 Kids Castle Related Expenses	2,113	906	1,821	1,000	72	1,000	
	-----	-----	-----	-----	-----	-----	
Sub-total	654,404	754,462	856,332	968,437	918,539	885,495	
459 P&R: CULTURE-RECREATION							
.640 Park Lighting upgrade to LED/Pole R&R	0	0	0	235,000	0	0	C
.700 Cent.Park - Save Kids Castle	10,272	0	438,551	0	0	192,741	C
.725 Cent. Park - Sensory Trail	0	0	0	0	0	0	
	-----	-----	-----	-----	-----	-----	
Sub-total	10,272	0	438,551	235,000	0	192,741	
491 EXPENSE GENERAL							
.415 Refunds of Prior Year Revenues	11,000	0	0	0	0	0	
	-----	-----	-----	-----	-----	-----	
Sub-total	11,000	0	0	0	0	0	
	=====	=====	=====	=====	=====	=====	
TOTAL EXPENDITURES	675,676	754,462	1,296,137	1,250,987	966,089	1,125,786	
	=====	=====	=====	=====	=====	=====	
EXCESS REVENUES (EXPEND.)	154,779	(20,546)	8,835	(175,510)	(234,338)	(52,839)	
REMAINING RESERVE	572,717	552,171	561,006	(1,678)	326,668	273,829	

**DOYLESTOWN TOWNSHIP
DEBT SERVICE FUND
INCOME AND EXPENDITURE SCHEDULE
2021 Budget, Fund 17**

	2017 Prior Yr Actuals	2018 Prior Yr Actuals	2019 Last Yr	2020 Budget	2020 Forecast	2021 Preliminary Budget	SCHEDULE A - Z
RESERVE FOR DEBT SERVICE REVENUES	148,531	90,086	238,118	118,473	321,640	429,273	
301 REAL PROPERTY TAXES - Millage		2,000	2,500	2,500	2,500	1,625	R2
.100 RE Tax Cur. Yr.	399,774	539,302	675,242	680,307	677,051	479,140	R3
.200 RE Tax Prior Yr.	161	1,308	671	500	500	500	R3
.400 RE Tax Delqt.	4,360	4,750	6,781	6,000	7,066	6,500	R3
	-----	-----	-----	-----	-----	-----	
Sub-total	404,295	545,360	682,694	686,807	684,617	451,916	
341 INTEREST & RENTS							
.010 Interest Earned	418	2,252	4,408	3,500	1,228	1,200	
	-----	-----	-----	-----	-----	-----	
Sub-total	418	2,252	4,408	3,500	1,228	1,200	
380 MISC. REVENUE							
.150 Revenue from DTMA	45,325	0	0	0	0	0	R4
	-----	-----	-----	-----	-----	-----	
Sub-total	45,325	0	0	0	0	0	
TOTAL REVENUES	450,037	547,612	687,102	690,307	685,845	453,116	

DOYLESTOWN TOWNSHIP
DEBT SERVICE FUND
INCOME AND EXPENDITURE SCHEDULE
2021 Budget, Fund 17

	2017 Prior Yr Actuals	2018 Prior Yr Actuals	2019 Last Yr	2020 Budget	2020 Forecast	2021 Preliminary Budget	SCHEDULE A-Z
EXPENDITURES							
471 DEBT PRINCIPAL							
.093 DVRFA Loan	330,000	0	0	0	0	0	E1
.094 Principle Bond Obligation	0	100,000	305,000	315,000	315,000	335,000	E1
	-----	-----	-----	-----	-----	-----	
Sub-total	330,000	100,000	305,000	315,000	315,000	335,000	
472 DEBT SERVICE INTEREST							
.094 Interest Bond Obligation	177,252	299,580	298,580	289,430	263,211	351,474	E1
.302 DVRFA Loan	1,231	0	0	0	0	0	E1
	-----	-----	-----	-----	-----	-----	
Sub-total	178,482	299,580	298,580	289,430	263,211	351,474	
	=====	=====	=====	=====	=====	=====	
TOTAL EXPENDITURES	508,482	399,580	603,580	604,430	578,211	686,474	
	=====	=====	=====	=====	=====	=====	
EXCESS REVENUES (EXPEND.)	(58,445)	148,032	83,521	85,877	107,634	(233,358)	
REMAINING RESERVE	90,086	238,118	321,640	204,350	429,273	195,916	

DOYLESTOWN TOWNSHIP
CAPITAL PROJECTS FUND
INCOME AND EXPENDITURE SCHEDULE
2021 Budget, Fund 18

	2017 Prior Yr Actuals	2018 Prior Yr Actuals	2019 Last Yr	2020 Budget	2020 Forecast	2021 Preliminary Budget	SCHEDULE A - Z
RESERVE FOR CAPITAL PROJECTS FUND	(13,790,080)	6,895,040	3,584,413	(3,141)	(3,141)	550	
REVENUES							
341 INTEREST & RENTS							
.010 Interest Earned	61,506	107,624	30,048	150	2	3	
	-----	-----	-----	-----	-----	-----	
Sub-total	61,506	107,624	30,048	150	2	3	
392 INTERFUND OPERATING TRANSFER							
.010 Transf./Gen. Fund	0	0	1,414,594	0	238,403	273,375	T
	-----	-----	-----	-----	-----	-----	
Sub-total	0	0	1,414,594	0	238,403	273,375	
393 PROCEEDS OF GENERAL LONG TERM DEBT							
.120 Proceeds General Obligation Bond	9,940,000	0	0	0	0	0	
.170 Proceeds from Loan	55,798	0	0	0	0	0	
	-----	-----	-----	-----	-----	-----	
Sub-total	9,995,798	0	0	0	1,592,996	0	
	=====	=====	=====	=====	=====	=====	
TOTAL REVENUE	10,057,304	107,624	1,444,642	150	1,831,401	273,378	

DOYLESTOWN TOWNSHIP
CAPITAL PROJECTS FUND
INCOME AND EXPENDITURE SCHEDULE
2021 Budget, Fund 18

	2017 Prior Yr Actuals	2018 Prior Yr Actuals	2019 Last Yr	2020 Budget	2020 Forecast	2021 Preliminary Budget	SCHEDULE A - Z
EXPENDITURES							
409 GENERAL GOVERNMENT BUILDING							
.730 DTWP Building Project	2,685,189	3,418,252	5,032,196	175,000	174,714	0	C
.731 Community Rec Center Project	0	0	0	0	60,000	273,375	C
Sub-total	2,685,189	3,418,252	5,032,196	175,000	234,714	273,375	
439 HIGHWAY CONSTRUCTION AND REBUILDING							
.720 Chapman Road Bridge	153,546	0	0	0	0	0	C
Sub-total	153,546	0	0	0	0	0	
475 COST OF ISSUANCE							
.660 Cost of Issuance	145,419	0	0	0	0	0	
Sub-total	145,419	0	0	0	0	0	
492 INTERFUND OPERATING TRANSFER							
.001 Transfer to General Fund	178,109	0	0	0	1,592,996	0	T
Sub-total	178,109	0	0	0	1,592,996	0	
TOTAL EXPENDITURES	3,162,264	3,418,252	5,032,196	175,000	1,827,710	273,375	
EXCESS REVENUES (EXPEND.)	6,895,040	(3,310,628)	(3,587,554)	(174,850)	3,691	3	
REMAINING RESERVE	(6,895,040)	3,584,413	(3,141)	(177,991)	550	553	

DOYLESTOWN TOWNSHIP
OFF-SITE IMPROVEMENT FUND
INCOME AND EXPENDITURE SCHEDULE
2021 Budget, Fund 21

	2017 Prior Yr Actuals	2018 Prior Yr Actuals	2019 Last Yr	2020 Budget	2020 Forecast	2021 Preliminary Budget	SCHEDULE A-Z
RESERVE FOR OFF-SITE IMPROVEMENT FUND	635,711	485,250	575,898	856,127	598,131	383,301	
REVENUES							
341 INTEREST & RENTS							
.010 Interest Earned	1,951	4,094	5,633	4,500	1,818	2,000	
	-----	-----	-----	-----	-----	-----	
Sub-total	1,951	4,094	5,633	4,500	1,818	2,000	
 357 LOCAL GOVT OPER. GRANTS							
.200 Community Development Grant	0	0	0	30,000	23,228	6,772	
.201 Neshaminy Green Trail B & H	0	84,190	0	0	0	0	
	-----	-----	-----	-----	-----	-----	
Sub-total	0	84,190	0	30,000	23,228	6,772	
 367 FEES IN LIEU OF RECREATION							
.500 Fees in Lieu	29,194	42,939	16,600	10,000	20,852	10,000	
	-----	-----	-----	-----	-----	-----	
Sub-total	29,194	42,939	16,600	10,000	20,852	10,000	
 392 INTERFUND TRANSFERS							
.029 Transfer from Open Space	0	273	0	0	0	0	T
	-----	-----	-----	-----	-----	-----	
Sub-total	0	273	0	0	0	0	
	=====	=====	=====	=====	=====	=====	
TOTAL REVENUE	31,145	131,496	22,233	44,500	45,898	18,772	

DOYLESTOWN TOWNSHIP
OFF-SITE IMPROVEMENT FUND
INCOME AND EXPENDITURE SCHEDULE
2021 Budget, Fund 21

	2017 Prior Yr Actuals	2018 Prior Yr Actuals	2019 Last Yr	2020 Budget	2020 Forecast	2021 Preliminary Budget	SCHEDULE A - Z
EXPENDITURES							
453 SPECTATOR RECREATION							
.716 Cap. NGWY Phase III Project	180,393	40,479	0	0	0	0	C
.726 Bike Hike Trail Maint		0	0	50,000	0	50,000	C
.727 Pedestrian trail bridge - Kid's Castle		0	0	73,500	0	0	C
.728 202 Trail Study - Central Park to 313	0	0	0	30,000	23,228	6,772	C
	-----	-----	-----	-----	-----	-----	
Sub-total	180,393	40,479	0	153,500	23,228	56,772	
455 SHADE TREES							
.701 Capital Purchases	940	368	0	1,500	1,500	2,000	
	-----	-----	-----	-----	-----	-----	
Sub-total	940	368	0	1,500	1,500	2,000	
459 EXPENSE GENERAL							
.640 Park Lighting - LED Conversion/Pole R&R	0	0	0	0	236,000	0	
	-----	-----	-----	-----	-----	-----	
Sub-total	0	0	0	0	236,000	0	
461 CONS OF NATURAL RES							
.711 Conservation of Natural Resources	274	0	0	0	0	0	
	-----	-----	-----	-----	-----	-----	
Sub-total	274	0	0	0	0	0	
TOTAL EXPENDITURES	181,606	40,848	0	155,000	260,728	58,772	
	=====	=====	=====	=====	=====	=====	
EXCESS REVENUES (EXPEND.)	(150,461)	90,648	22,233	(110,500)	(214,830)	(40,000)	
REMAINING RESERVE	485,250	575,898	598,131	745,627	383,301	343,301	

DOYLESTOWN TOWNSHIP
 CAPITAL FUND RAISING FUND
 INCOME AND EXPENDITURE SCHEDULE
 2021 Budget, Fund 23

	2017	2018	2019	2020	2020	2021	SCHEDULE
	Prior Yr Actuals	Prior Yr Actuals	Last Yr	Budget	Forecast	Preliminary Budget	A - Z
RESERVE FOR CAPITAL FUND RAISING and RESERVE FOR PERFORMING ARTS	242,257	275,085	306,154	364,102	364,102	397,807	
REVENUES							
341 INTEREST & RENTS							
.010 Interest Earned	918	2,649	3,623	3,000	1,192	1,300	
	-----	-----	-----	-----	-----	-----	
Sub-total	918	2,649	3,623	3,000	1,192	1,300	
367 CULTURE-RECREATION							
.002 Golf Outing	37,785	34,933	37,641	35,000	33,595	37,000	
.004 Summer Concerts	63,437	49,681	64,566	60,000	18,425	60,000	
	-----	-----	-----	-----	-----	-----	
Sub-total	101,222	84,614	102,207	95,000	52,020	97,000	
	=====	=====	=====	=====	=====	=====	
TOTAL REVENUE	102,140	87,263	105,829	98,000	53,212	98,300	

DOYLESTOWN TOWNSHIP
CAPITAL FUND RAISING FUND
INCOME AND EXPENDITURE SCHEDULE
2021 Budget, Fund 23

	2017	2018	2019	2020	2020	2021	SCHEDULE
	Prior Yr Actuals	Prior Yr Actuals	Last Yr	Budget	Forecast	Preliminary Budget	A - Z
EXPENDITURES							
453 FUND RAISING							
.401 Golf Outing	14,820	15,427	15,524	16,000	12,732	19,000	
.404 Summer Concerts	31,527	40,768	32,357	36,500	6,775	60,000	
	-----	-----	-----	-----	-----	-----	
Sub-total	46,346	56,194	47,881	52,500	19,507	79,000	
	=====	=====	=====	=====	=====	=====	
TOTAL EXPENDITURES	69,312	56,194	47,882	75,500	19,507	79,000	
	=====	=====	=====	=====	=====	=====	
EXCESS REVENUES (EXPEND.)	32,828	31,069	57,948	22,500	33,704	19,300	
REMAINING RESERVE	275,085	306,154	364,102	386,602	397,807	417,107	

DOYLESTOWN TOWNSHIP
RETENTION BASIN FUND
INCOME AND EXPENDITURE SCHEDULE
2021 Budget, Fund 25

	2017 Prior Yr Actuals	2018 Prior Yr Actuals	2019 Last Yr	2020 Budget	2020 Forecast	2021 Preliminary Budget	SCHEDULE A - Z
Reserve for Retention Basin Fund	38,300	23,427	8,605	81,093	1,175	(1)	
REVENUES							
341 INTEREST & RENTS							
.010 Interest Earned	127	179	69	15	4	0	
	-----	-----	-----	-----	-----	-----	
Sub-total	127	179	69	15	4	0	
	=====	=====	=====	=====	=====	=====	
TOTAL REVENUE	127	179	69	15	4	0	
EXPENDITURES							
492 INTERFUND OPERATING TRANSFER							
.001 Transfer to General Fund	15,000	15,000	7,500	1,200	1,179	0	T
	-----	-----	-----	-----	-----	-----	
Sub-total	15,000	15,000	7,500	1,200	1,179	0	
	=====	=====	=====	=====	=====	=====	
TOTAL EXPENDITURES	15,000	15,000	7,500	1,200	1,179	0	
	=====	=====	=====	=====	=====	=====	
EXCESS REVENUES (EXPEND.)	(14,873)	(14,821)	(7,431)	(1,185)	(1,175)	0	
REMAINING RESERVE	23,427	8,605	1,175	79,908	(1)	(1)	

DOYLESTOWN TOWNSHIP
BIKE & HIKE FUND
INCOME AND EXPENDITURE SCHEDULE
2021 Budget, Fund 27

	2017 Prior Yr Actuals	2018 Prior Yr Actuals	2019 Last Yr	2020 Budget	2020 Forecast	2021 Preliminary Budget
RESERVE FOR BIKE & HIKE FUND	12,445	11,975	12,077	10,331	12,202	12,541
REVENUES						
341 INTEREST & RENTS						
.010 Interest Earned	30	102	125	100	39	40
	-----	-----	-----	-----	-----	-----
Sub-total	30	102	125	100	39	40
354 STATE CAPITAL & OPERATING GRANTS						
.530 Grants	0	0	0	0	500	500
	-----	-----	-----	-----	-----	-----
Sub-total	0	0	0	0	500	500
367 RECREATION SERVICES						
.500 Fees in Lieu of	6,000	0	0	0	0	0
	-----	-----	-----	-----	-----	-----
Sub-total	6,000	0	0	0	0	0
	=====	=====	=====	=====	=====	=====
TOTAL REVENUE	6,030	102	125	100	539	540
EXPENDITURES						
453 SPECTATOR RECREATION						
.400 Cultural and Recreational Expense	6,500	0	0	0	200	0
	-----	-----	-----	-----	-----	-----
Sub-total	6,500	0	0	0	200	0
	=====	=====	=====	=====	=====	=====
TOTAL EXPENDITURES	6,500	0	0	0	200	0
	=====	=====	=====	=====	=====	=====
EXCESS REVENUES (EXPEND.)	(470)	102	125	100	339	540
REMAINING RESERVE	11,975	12,077	12,202	10,431	12,541	13,081

SCHEDULE
A - Z

DOYLESTOWN TOWNSHIP
 OPEN SPACE LAND PRESERVATION FUND
 INCOME AND EXPENDITURE
 2021 Budget, Fund 29

	2017 Prior Yr Actuals	2018 Prior Yr Actuals	2019 Last Yr	2020 Budget	2020 Forecast	2021 Preliminary Budget	SCHEDULE A - Z
RESERVE FOR OPEN SPACE FUND	272	273	0	919	0	0	
REVENUES							
341 INTEREST & RENTS							
.010 Interest Earned	1	0	0	0	0	0	
Sub-total	1	0	0	0	0	0	
TOTAL REVENUE	1	0	0	0	0	0	
EXPENDITURES							
492 FUND TRANSFERS							
.021 Transfer to Offsite Fund	0	273	0	0	0	0	T
Sub-total	0	273	0	0	0	0	
TOTAL EXPENDITURES	0	273	0	0	0	0	
EXCESS REVENUES (EXPEND.)	1	(273)	0	0	0	0	
REMAINING RESERVE	273	0	0	919	0	0	

DOYLESTOWN TOWNSHIP
 CAPITAL RESERVE IMPROVEMENT FUND
 INCOME AND EXPENDITURE SCHEDULE
 2021 Budget, Fund 31

	2017	2018	2019	2020	2020	2021	SCHEDULE
	Prior Yr Actuals	Prior Yr Actuals	Last Yr	Budget	Forecast	Preliminary Budget	A-Z
RESERVE FOR CAPITAL RESERVE FUND	527,257	711,212	761,992	1,137,148	272,346	378,737	
REVENUES							
341 INTEREST & RENTS							
.010 Interest Earned	1,660	6,209	5,755	5,500	916	1,000	
Sub-total	1,660	6,209	5,755	5,500	916	1,000	
350 OTHER FINANCING SOURCES							
.330 Intergovernmental Revenues	0	0	0	0	0	0	
Sub-total	0	0	0	0	0	0	
354 STATE OPERATING GRANTS							
.033 Community Development-LSR TAP Grant Park	604,993	648,116	80,084	0	0	0	
.034 Commun Devel - Green Light Go - 313 Corridor	0	0	0	46,400	0	0	
.035 Commun Devel - ARLE Swamp/Easton Rd UG	0	0	0	203,000	0	203,000	
.036 Commun Devel - ARLE RFFB Beacon Turk & Ea	0	0	0	141,000	78,200	62,800	
.037 Commun Devel - Shady Rtrt Safe Rt B&H	0	0	0	0	0	985,000	
Sub-total	604,993	648,116	80,084	390,400	78,200	1,250,800	
392 INTERGOVERNMENTAL TRANSFERS							
.010 Transf./ Gen. Fund	235,000	75,000	320,000	1,151,000	364,219	425,000	T
Sub-total	235,000	75,000	320,000	1,151,000	364,219	425,000	
393 PROCEEDS OF GENERAL LONG TERM DEBT							
.300 Capital Lease Issuance	241,439	181,183	199,126	60,000	0	344,000	
Sub-total	241,439	181,183	199,126	60,000	0	344,000	
TOTAL REVENUES	1,083,092	910,508	604,964	1,606,900	443,335	2,020,800	

DOYLESTOWN TOWNSHIP
 CAPITAL RESERVE IMPROVEMENT FUND
 INCOME AND EXPENDITURE SCHEDULE
 2021 Budget, Fund 31

	2017	2018	2019	2020	2020	2021	SCHEDULE
	Prior Yr Actuals	Prior Yr Actuals	Last Yr	Budget	Forecast	Preliminary Budget	A - Z
EXPENDITURES							
400 GENERAL GOVERNMENT							
.750 Capital Purchase	0	0	338,813	0	0	0	
Sub-total	0	0	338,813	0	0	0	
407 GENERAL EXPENSE							
.252 New Bldg - IT-Data Proc.-Network Svcs	0	0	87,700	0	0	0	
.320 New Bldg - Communications - TAB	0	0	64,219	0	0	0	
.329 New Bldg - Admin & Police - AV Hardware	0	0	86,853	25,000	0	25,000	C
.750 Update PC Operating Systems to Win10/Office	0	0	0	77,490	93,954	0	C
.753 Server Replacement	0	0	0	0	0	30,000	C
Sub-total	0	0	238,772	102,490	93,954	95,000	
409 GENERAL GOV'T BUILDING							
.730 Capital Purchase	0	5,809	4,256	300,000	0	300,000	C
.751 New Bldg - Security System-Alarm	0	0	14,331	0	0	0	
Sub-total	0	5,809	18,588	300,000	0	300,000	
410 POLICE PROTECTION							
.750 Capital Purchase	23,438	0	0	0	0	0	
.751 Capital Purchase-Mobile Cameras	22,100	0	0	0	0	0	
.752 New Bldg - Police Ancillary Items	0	0	17,434	0	0	0	
.753 New Bldg - Police Lockers & Evidence Stge	0	0	50,048	0	0	0	
Sub-total	45,538	0	67,482	0	0	0	
415 EMERGENCY MANAGEMENT & COMMUNICATIONS							
.720 Emergency Radio System	0	0	0	0	0	40,000	C
	0	0	0	0	0	40,000	
429 STORMWATER DEPARTMENT							
.750 Maintenance & Restoration	7,168	16,043	0	0	0	0	
.751 MS4 Programs	0	0	309	168,000	15,000	150,000	C
Sub-total	7,168	16,043	309	168,000	15,000	150,000	

DOYLESTOWN TOWNSHIP
CAPITAL RESERVE IMPROVEMENT FUND
INCOME AND EXPENDITURE SCHEDULE
2021 Budget, Fund 31

	2017	2018	2019	2020	2020	2021	SCHEDULE
	Prior Yr Actuals	Prior Yr Actuals	Last Yr	Budget	Forecast	Preliminary Budget	A-Z
433 HIGHWAY MAINTENANCE TRAFFIC							
.741 ARLE - RFFB Beacon Turk & Easton	0	0	14,983	161,000	133,860	93,200	C
.742 ARLE - Swamp/Easton Rd Upgrade	0	0	0	203,000	0	203,000	C
.743 - Green Light Go - 313 Corridor	0	0	0	58,000	0	0	C
.744 Turk Rd Crosswalk at Pebble Ridge Rd	0	0	0	32,500	0	0	C
.745 Traffic Calming Programs	0	0	0	50,000	0	50,000	C
Sub-total	0	0	14,983	504,500	133,860	346,200	
439 HWY CONSTRUCTION & REBUILDING							
.245 Hwy. Maint. Supls.	0	0	40,065	300,000	0	0	C
.270 Infrastructure Database	0	8,577	0	0	0	0	
.610 Bridge Pt Park Wall replacement	0	0	4,975	15,000	0	0	C
Sub-total	0	8,577	45,040	315,000	0	0	
452 PARTICIPANT RECREATION							
.721 LSR TAP Grant Parkway to YMCA	604,993	648,116	82,464	0	0	0	
.722 Shady Retreat Safe Route Bike & Hike Trail	0	0	89,035	91,500	94,130	994,000	C
Sub-total	604,993	648,116	171,498	91,500	94,130	994,000	
493 CAPITAL LEASE							
.740 Capital Lease Issuance Expense	241,439	181,183	199,126	60,000	0	344,000	
Sub-total	241,439	181,183	199,126	60,000	0	344,000	
TOTAL EXPENDITURES	899,137	859,728	1,094,611	1,541,490	336,943	2,269,200	
EXCESS REVENUES (EXPEND.)	183,955	50,781	(489,647)	65,410	106,391	(248,400)	
REMAINING RESERVE	711,212	761,992	272,346	1,202,558	378,737	130,337	

Doylestown Township
STATE LIQUID FUELS
INCOME AND EXPENDITURE SCHEDULE
2021 Budget, Fund 35

	2017 Prior Yr Actuals	2018 Prior Yr Actuals	2019 Last Yr	2020 Budget	2020 Forecast	2021 Preliminary Budget	SCHEDULE A - Z
RESERVE FOR STATE LIQUID FUELS	446,928	739,557	881,060	1,032,212	1,032,212	764,809	
REVENUES							
341 INTEREST & RENTS							
.010 Interest Earned	2,696	8,931	12,862	11,000	4,174	4,500	
Sub-total	2,696	8,931	12,862	11,000	4,174	4,500	
355 STATE SHARED REVENUE AND E							
.016 State Road Turnback	1,360	1,360	1,360	1,360	1,360	1,360	R5
.050 State Liq. Fuels Tax Receipts	566,547	597,806	608,591	584,701	595,870	537,662	R5
Sub-total	567,907	599,166	609,951	586,061	597,230	539,022	
TOTAL REVENUES	570,603	608,097	622,812	597,061	601,404	543,522	

Doylestown Township
STATE LIQUID FUELS
INCOME AND EXPENDITURE SCHEDULE
2021 Budget, Fund 35

	2017 Prior Yr Actuals	2018 Prior Yr Actuals	2019 Last Yr	2020 Budget	2020 Forecast	2021 Preliminary Budget	SCHEDULE A - Z
EXPENDITURES							
431 STREETS & STORM DRAINS							
.000 Salary Road Workers	0	0	0	0	35,853	0	E5
	-----	-----	-----	-----	-----	-----	
Sub-total	0	0	0	0	35,853	0	
432 WINTER MAINTENANCE							
.000 Snow/Ice removal	9,819	19,308	9,687	0	20,000	25,000	E5
.148 Overtime	30,977	51,281	36,546	0	31,794	30,000	E5
.220 Snow/Ice removal supplies	57,148	74,687	64,561	85,000	65,000	60,000	
.457 Snow/Ice removal contracted services	10,833	44,105	19,450	50,000	35,000	35,000	E6
	-----	-----	-----	-----	-----	-----	
Sub-total	108,778	189,381	130,244	135,000	151,794	150,000	
433 HIGHWAY TRAFFIC CONTROL							
.000 Highway Traffic Control	29,105	26,793	24,619	30,000	27,000	27,000	E5
	-----	-----	-----	-----	-----	-----	
Sub-total	29,105	26,793	24,619	30,000	27,000	27,000	
433 HIGHWAY TRAFFIC CONTROL							
.250 Electricity	12,668	12,910	11,218	11,458	11,172	12,200	
.453 Line Painting	6,551	0	0	15,000	15,000	13,000	E5
	-----	-----	-----	-----	-----	-----	
Sub-total	19,219	12,910	11,218	26,458	26,172	25,200	
434 STREET LIGHTING							
.361 Electricity	27,900	28,276	24,962	25,305	25,192	25,500	
	-----	-----	-----	-----	-----	-----	
Sub-total	27,900	28,276	24,962	25,305	25,192	25,500	

Doylestown Township
STATE LIQUID FUELS
INCOME AND EXPENDITURE SCHEDULE
2021 Budget, Fund 35

	2017 Prior Yr Actuals	2018 Prior Yr Actuals	2019 Last Yr	2020 Budget	2020 Forecast	2021 Preliminary Budget	SCHEDULE A - Z
436 STORM SEWERS & DRAINS							
.000 Maintenance and Repair	17,776	9,968	26,806	15,000	92,474	25,000	E5
	-----	-----	-----	-----	-----	-----	
Sub-total	17,776	9,968	26,806	15,000	92,474	25,000	
437 HIGHWAY MAINT-TOOLS & EQUIPMENT							
.000 Maintenance and Repair	14,621	20,951	17,460	15,000	19,962	17,000	E5
	-----	-----	-----	-----	-----	-----	
Sub-total	14,621	20,951	17,460	15,000	19,962	17,000	
438 MAINTENANCE HIGHWAYS & BRIDGES							
.000 Maint & Repairs of R & B - Supplies	22,780	25,595	40,944	45,000	39,359	30,000	E5
.611 Maint & Repairs of R & B - Construction	0	0	0	0	0	100,000	
	-----	-----	-----	-----	-----	-----	
Sub-total	22,780	25,595	40,944	45,000	39,359	130,000	
439 HWY CONSTRUCTION							
.610 Highway Construction & Rebuilding	0	116,195	150,000	0	0	250,000	C
.612 Turk Rd Crosswalk at Pebble Ridge	0	0	0	0	25,000	0	C
.613 Bridge Pt Park Wall repointing	0	0	0	0	0	0	
.672 Highway Construction & Rebuilding	0	0	0	800,000	387,000	450,329	C
	-----	-----	-----	-----	-----	-----	
Sub-total	0	116,195	150,000	800,000	412,000	700,329	
	-----	-----	-----	-----	-----	-----	
446 STORM WATER							
.365 Stormwater Street Sweeping	37,796	36,526	45,408	36,500	39,000	40,000	
	-----	-----	-----	-----	-----	-----	
Sub-total	37,796	36,526	45,408	36,500	39,000	40,000	
	=====	=====	=====	=====	=====	=====	
TOTAL EXPENSES	277,975	466,594	471,660	1,128,263	868,807	1,140,029	
EXCESS REVENUES (EXPEND.)	292,628	141,503	151,153	(531,202)	(267,403)	(596,506)	
REMAINING RESERVE	739,557	881,060	1,032,212	501,011	764,809	168,303	

DOYLESTOWN TOWNSHIP
WATER FUND
INCOME AND EXPENDITURE SCHEDULE
2021 Budget, Fund 41

	2017 Prior Yr Actuals	2018 Prior Yr Actuals	2019 Last Yr	2020 Budget	2020 Forecast	2021 Preliminary Budget	SCHEDULE A - Z
RESERVE FOR WATER FUND	(14,142)	(21,389)	(9,418)	90,790	(14,074)	(12,739)	
REVENUES							
341 INTEREST & RENTS							
.010 Interest Earned	139	392	694	575	264	200	
Sub-total	139	392	694	575	264	200	
380 MISCELLANEOUS REVENUE							
.150 Rev. Due from DTMA	631,502	661,381	644,668	677,750	677,750	694,861	R4
Sub-total	631,502	661,381	644,668	677,750	677,750	694,861	
TOTAL REVENUE	631,641	661,774	645,362	678,325	678,014	695,061	
EXPENDITURES							
400 GENERAL GOV'T - WATER							
.121 Salary Mgmt.	141,346	108,706	116,610	120,505	125,140	123,517	ES
.140 Salary Clerical	115,882	124,412	115,111	132,371	135,902	134,449	ES
.148 Salary Clerical OT	1,525	3,250	2,037	1,500	610	1,000	ES
Sub-total	258,754	236,368	233,757	254,376	261,651	258,966	
448 WATER SYSTEM							
.145 Salary Water Workers	327,741	353,753	365,149	374,282	360,528	379,849	ES
.147 Longevity	3,600	3,900	4,200	4,500	4,500	4,800	ES
.148 Overtime Wages	48,792	55,782	46,912	50,000	50,000	50,000	ES
Sub-total	380,133	413,434	416,261	428,782	415,028	434,649	
TOTAL EXPENDITURES	638,887	649,803	650,018	683,158	676,679	693,615	
EXCESS REVENUES (EXPEND.)	(7,246)	11,970	(4,656)	(4,833)	1,335	1,446	
REMAINING RESERVE	(21,389)	(9,418)	(14,074)	85,957	(12,739)	(11,293)	

**DOYLESTOWN TOWNSHIP
COMMUNITY SERVICE MEMORIAL FUND
INCOME AND EXPENDITURE SCHEDULE
2021 Budget, Fund 51**

	2017	2018	2019	2020	2020	2021	SCHEDULE
	Prior Yr Actuals	Prior Yr Actuals	Last Yr	Budget	Forecast	Preliminary Budget	A - Z
Reserve for Community Memorial Fund	21,546	21,102	20,802	23,590	20,616	20,578	
REVENUES							
341 INTEREST & RENTS							
.010 Interest Earned	70	177	214	125	65	70	
	-----	-----	-----	-----	-----	-----	
Sub-total	70	177	214	125	65	70	
TOTAL REVENUE	70	177	214	125	65	70	
EXPENDITURES							
451 CULTURAL RECREATION							
.361 REC Light/Tri-Park Electric	515	477	401	0	103	135	
	=====	=====	=====	=====	=====	=====	
TOTAL EXPENDITURES	515	477	401	0	103	135	
	=====	=====	=====	=====	=====	=====	
EXCESS REVENUES (EXPEND.)	(445)	(300)	(186)	125	(37)	(65)	
REMAINING RESERVE	21,102	20,802	20,616	23,715	20,578	20,513	

DOYLESTOWN TOWNSHIP
 AMBULANCE CORP
 INCOME AND EXPENDITURE SCHEDULE
 2021 Budget, Fund 52

	2017 Prior Yr Actuals	2018 Prior Yr Actuals	2019 Last Yr	2020 Budget	2020 Forecast	2021 Preliminary Budget	SCHEDULE A - Z
RESERVE FOR AMBULANCE FUND REVENUES	1,655	2,225	601	9,657	3,970	4,326	
(15-52-301)							
301 REAL PROPERTY TAXES - Millage		0.375	0.375	0.375	0.375	0.375	R2
.100 Real Estate Tax Current	99,703	101,119	101,286	102,046	101,558	102,673	R3
.200 Real Estate Tax Prior Year	280	245	101	200	200	200	R3
.400 Real Estate Tax Delinquent	1,090	891	1,017	1,100	1,100	1,600	R3
	-----	-----	-----	-----	-----	-----	
Sub-total	101,074	102,255	102,404	103,146	102,858	104,473	
341 INTEREST & RENTS							
.010 Interest Earned	65	199	330	200	97	80	
	-----	-----	-----	-----	-----	-----	
Sub-total	65	199	330	200	97	80	
	=====	=====	=====	=====	=====	=====	
TOTAL REVENUES	101,139	102,454	102,734	103,346	102,954	104,553	
EXPENDITURES							
415 EMERGENCY MANAGEMENT AND CO							
.500 AMBULANCE CORP CONTRIBUTION	100,569	104,078	99,365	96,500	102,599	96,500	ES
	-----	-----	-----	-----	-----	-----	
Sub-total	100,569	104,078	99,365	96,500	102,599	96,500	
	=====	=====	=====	=====	=====	=====	
TOTAL EXPENDITURES	100,569	104,078	99,364	96,500	102,599	96,500	
	=====	=====	=====	=====	=====	=====	
EXCESS REVENUES (EXPEND.)	570	(1,624)	3,369	6,846	355	8,053	
REMAINING RESERVE	2,225	601	3,970	16,503	4,326	12,378	

DOYLESTOWN TOWNSHIP
ROADS and BRIDGES
INCOME AND EXPENDITURE SCHEDULE
2021 Budget, Fund 53

	2017 Prior Yr Actuals	2018 Prior Yr Actuals	2019 Last Yr	2020 Budget	2020 Forecast	2021 Preliminary Budget	SCHEDULE A - Z
RESERVE FOR ROADS and BRIDGES FUND REVENUES	14,722	367,236	799,030	9,657	955,405	137,216	
301 REAL PROPERTY TAXES - Millage		1,500	1,500	1,500	1,500	2,500	R2
.100 Real Estate Tax Current	265,876	404,476	405,145	477,406	404,631	684,486	R3
.200 Real Estate Tax Prior Year	748	981	402	750	750	750	R3
.400 Real Estate Tax Claim	<u>2,906</u>	<u>3,563</u>	<u>4,069</u>	<u>3,500</u>	<u>4,200</u>	<u>4,200</u>	R3
Sub-total	269,530	409,020	409,616	481,656	409,580	689,436	
341 INTEREST & RENTS							
.010 Interest Earned	<u>1,948</u>	<u>5,774</u>	<u>10,980</u>	<u>7,500</u>	<u>2,775</u>	<u>3,000</u>	
Sub-total	1,948	5,774	10,980	7,500	2,775	3,000	
354 STATE CAPITAL & OPERATING GRANTS							
.530 State Capital and Operating Grants	<u>0</u>	<u>0</u>	<u>252,646</u>	<u>0</u>	<u>0</u>	<u>0</u>	
Sub-total	0	0	252,646	0	0	0	
392 INTERFUND OPERATING TRANSFERS							
.010 Transfer from General Fund	<u>655,000</u>	<u>542,000</u>	<u>23,933</u>	<u>0</u>	<u>0</u>	<u>0</u>	T
Sub-total	655,000	542,000	23,933	0	0	0	
393 PROCEEDS OF GEN'L LONG TERM DEBT							
.000 Proceeds	0	369,383	2,246,198	0	1,400,581	0	
.001 Proceeds for PR-WR Curbing	<u>0</u>	<u>0</u>	<u>0</u>	<u>0</u>	<u>0</u>	<u>1,400,000</u>	
Sub-total	<u>0</u>	<u>369,383</u>	<u>2,246,198</u>	<u>0</u>	<u>1,400,581</u>	<u>1,400,000</u>	
TOTAL REVENUES	<u>926,478</u>	<u>1,326,177</u>	<u>2,943,374</u>	<u>489,156</u>	<u>1,812,936</u>	<u>2,092,436</u>	
EXPENDITURES							
439 PUBLIC WORKS							
.245 Hwy Maint - Road Surface Restoration	573,964	525,000	305,401	0	0	0	C
.610 Pebble Ridge Devel Paving & Curbing	0	0	236,654	419,883	1,031,315	1,899,671	C
.611 Road Surface Restoration - Bridges	0	0	0	0	75,000	195,000	C
.613 Bridge Pt Park - Wall Repointing	<u>0</u>	<u>0</u>	<u>0</u>	<u>0</u>	<u>73,601</u>	<u>0</u>	C
Sub-total	573,964	525,000	542,055	419,883	1,179,916	2,094,671	

DOYLESTOWN TOWNSHIP
ROADS and BRIDGES
INCOME AND EXPENDITURE SCHEDULE
2021 Budget, Fund 53

	2017 Prior Yr Actuals	2018 Prior Yr Actuals	2019 Last Yr	2020 Budget	2020 Forecast	2021 Preliminary Budget	SCHEDULE A - Z
462 PROCEEDS OF GEN'L LONG TERM DEBT							
.720 Community Devel - Pebble Ridge Wood Ridge	0	369,383	2,246,198	0	1,400,581	0	
Sub-total	0	369,383	2,246,198	0	1,400,581	0	
492 Transfers							
.001 Transfer to General Fund	0	0	0	0	50,628	5,000	T
Sub-total	0	0	0	0	50,628	5,000	
TOTAL EXPENDITURES	573,964	894,383	2,786,999	419,883	2,631,125	2,099,671	
EXCESS REVENUES (EXPEND.)	352,514	431,794	156,375	69,273	(818,189)	(7,235)	
REMAINING RESERVE	367,236	799,030	955,405	78,930	137,216	129,981	

SCHEDULE R1
ESTIMATED INCOME FROM CURRENT REAL ESTATE TAX - for the Budget Year 2021

	GENERAL FUND	AMBULANCE CORP.	FIRE TAX	PARK & REC FUND	DEBT SERVICE FUND	ROADS & BRIDGES	TOTAL
2021 Estimated Assessed Value	279,382,144	279,382,144	279,382,144	279,382,144	279,382,144	279,382,144	279,382,144
2021 Tax Millage	5.875	0.375	1.250	2.250	1.625	2.500	13.875
Est. Gross Income before adjustment	1,641,370	104,768	349,228	628,610	453,996	698,455	3,876,427
less average 2% for discount	(32,827)	(2,095)	(6,985)	(12,572)	(9,080)	(13,969)	(77,529)
Current Tax Revenue available for appropriation	1,608,543	102,673	342,243	616,038	444,916	684,486	3,798,899

AVAILABLE REVENUE	GROSS	NET
1 Mill, equals	279,382	273,795
3/4 Mill, equals	209,537	205,346
1/2 Mill, equals	139,691	136,897
1/4 Mill, equals	69,846	68,449

SCHEDULE R2

REAL ESTATE TAX MILLAGE PLAN - for the listed years

	Last Year Actuals 2019	Forecast 2020	Preliminary Budget 2021
Totals by Fund			
General Fund	4.750	5.250	5.875
Ambulance	0.375	0.375	0.375
Fire Tax	1.250	1.250	1.250
Park & Rec	2.000	2.250	2.250
Debt Service	2.500	2.500	1.625
Roads & Bridges	1.500	1.500	2.500
Total Millage	12.375	13.125	13.875
Change		0.750	0.750
% Change Yr to Yr		6.06%	5.71%
Allocation changes by Fund			
General Fund		0.500	0.625
Ambulance			
Fire Tax			
Park & Rec		0.250	
Debt Service			(0.875)
Roads & Bridges			1.000

SCHEDULE R3
ESTIMATED INCOME FROM REAL ESTATE TAX - for the listed years

		Actuals	Last Year		
		2018	2019		Preliminary
				Forecast	Budget
				2020	2021
GENERAL FUND - millage		6.000	4.750	5.250	5.875
01-301-100	Current Real Estate	1,618,305	1,282,959	1,421,241	1,608,543
01-301-200	Prior Year	3,941	1,274	29,185	10,000
01-301-400	Delinquent	14,255	12,885	16,998	17,500
	Total:	1,636,502	1,297,118	1,467,424	1,636,043
AMBULANCE CORP - millage		0.375	0.375	0.375	0.375
52-301-100	Current Real Estate	101,119	101,286	101,558	102,673
52-301-200	Prior Year	245	101	200	200
52-301-400	Delinquent	891	1,017	1,100	1,600
	Total:	102,255	102,404	102,858	104,473
FIRE TAX - millage		1.250	1.250	1.250	1.250
03-301-100	Current Real Estate	337,064	337,621	337,926	342,243
03-301-200	Prior Year	818	335	700	700
03-301-400	Delinquent	2,969	3,391	3,600	4,100
	Total:	340,850	341,347	342,226	347,043
PARK & REC FUND - millage		0.750	2.000	2.250	2.250
05-301-100	Current Real Estate	202,084	540,193	609,946	616,038
05-301-200	Prior Year	491	536	200	200
05-301-400	Delinquent	1,781	5,425	6,399	6,500
	Total:	204,356	546,155	616,545	622,738
DEBT SERVICE FUND - millage		2.000	2.500	2.500	1.625
17-301-100	Current Real Estate	539,302	675,242	677,051	444,916
17-301-200	Prior Year	1,308	671	500	500
17-301-400	Delinquent	4,750	6,781	7,066	6,500
	Total:	545,360	682,694	684,617	451,916
ROADS AND BRIDGES FUND - millage		1.500	1.500	1.500	2.500
53-301-100	Current Real Estate	404,476	405,145	404,631	684,486
53-301-200	Prior Year	981	402	750	750
53-301-400	Delinquent	3,563	4,069	4,200	4,200
	Total:	409,020	409,616	409,580	689,436
	GRAND TOTALS:	3,238,343	3,379,334	3,623,250	3,851,649

November 12, 2020

Schedule R4
REVENUE - Revenue from DTMA
For the listed Years

Account Number	Description	Actuals	Last Year Actuals
		2018	2019
41-380-150	Salary Reimbursement from DTMA	661,381	644,668
01-380-152	Fringe reimbursement from DTMA	304,390	317,560
01-380-150	Rental	38,915	39,926
Total:		1,004,686	1,002,154

Forecast	Preliminary Budget	Comments
2020	2021	
677,750	694,861	Direct & Allocated
328,545	344,747	Direct & Allocated
43,919	45,061	Space rental
1,050,214	1,084,669	

Schedule R5
REVENUE - State Contributions
For the listed Years

Account Number	Description	Actuals	Last Year Actuals
		2018	2019
35-355-050	State Motor Vehicle Fuel Taxes	597,806	608,591
01-355-120	Pension State Aid Forgn Cas. Act 205	332,592	384,037
01-355-010	Public Utility Tax	8,746	8,420
01-355-080	Liquor Licenses	3,100	2,400
35-355-016	State Road Turnback Payments	1,360	1,360
Total:		943,604	1,004,809

Forecast	Preliminary Budget	Comments
2020	2021	
595,870	537,662	2020-2% above budget & Notice 2021-Notice @10% below 2020
369,287	354,000	2020-4% below budget 2021-calling down further 4%
8,842	8,850	
2,400	2,400	
1,360	1,360	
977,759	904,272	

Schedule R6
REVENUE - Bldg Permits, Planning & Zoning
For the listed Years

Account Number	Description	Actuals	Last Year Actuals
		2018	2019
01-362-410	Building Permits	317,253	312,936
01-362-411	Mechanical Permits	37,934	68,065
01-362-412	Electrical Permits	14,576	15,240
01-362-430	Plumbing Permits	11,799	18,273
01-362-480	Fire Protection Equipment	17,542	13,226
	Subtotal:	399,104	427,740
01-362-415	Zoning Permit-Miscellaneous	27,487	33,485
01-362-416	Burn Permit	250	300
01-362-460	Sign Permit	-	1,760
	Subtotal:	27,737	35,545
01-361-360	Escrow Admin Fees	13,428	17,878
01-361-340	Zoning Hearing/Board of Appeals Fees	16,100	31,950
01-361-300	Subdivision & Land Development	27,984	18,931
01-362-420	Grading Permit	2,580	1,410
01-362-820	Highway Occupancy	1,275	2,075
01-362-135	Fire Alarm	-	2,202
01-362-413	Demolition Permits	2,800	2,310
01-362-470	Deed Registration	3,710	2,960
01-362-414	Comm. Cert. Of Compliance	1,250	3,000
01-362-490	Fire Marshal Permit	200	300
01-362-435	Well Permit	405	240
01-362-445	Septage Inspection	-	
	Subtotal:	69,732	83,255
	Total:	496,573	546,540

Forecast	Preliminary Budget	Comments
2020	2021	
592,500	500,000	
112,500	-	2020-Buoyed by DH and Tabor projects ~ \$300K 2021-budgeted \$60K above historical level in anticipation of Toll start
11,330	-	
30,000	-	
4,872	-	
751,202	500,000	
22,000	25,000	2020-Many small transactions 2021-at historical average
-	-	
1,000	-	
23,000	25,000	
15,000	12,000	
12,000	10,000	2019 -\$12K Crown Castle & \$5K Tabor 2020 & 2021 - typical levels
-	5,000	
5,000	5,000	
5,000	4,000	
3,340	3,800	
3,400	2,800	
2,420	2,500	
1,250	1,000	
300	350	
300	300	
-		
48,010	46,750	
822,212	571,750	

November 12, 2020

Schedule R7
REVENUE - TV Franchise Fees
For the listed Years

Account Number	Description	Actuals	Last Year Actuals
		2018	2019
01-321-800	Comcast Cable TV Franchise fees	185,191	183,617
01-321-801	FiOS Cable TV Franchise fees	227,647	216,814
Total:		412,838	400,430

Forecast	Preliminary Budget	Comments
2020	2021	
180,000	175,500	
204,000	193,800	12% reduction 2018-2020 Forecasting continued weakness
384,000	369,300	

November 12, 2020

**Schedule E1
SUM - Debt Service
For the listed Years**

Account Number	Description	Actuals	Last Year Actuals
		2018	2019
17-471-094	Principle Bond Obligation	100,000	305,000
17-472-094	Interest Bond Obligation	299,580	298,580
Total:		399,580	603,580

Forecast	Preliminary Budget	Comments
2020	2021	
315,000	335,000	Per schedule
263,211	351,474	2021-begin \$3m bank loan payback
578,211	686,474	

November 12, 2020

**Schedule E2
ADMIN - Engineering
For the listed Years**

Account Number	Description	Actuals	Last Year Actuals
		2018	2019
01-408-313	Engineering, General	149,023	134,728
01-408-316	Traffic Engineer	72,983	93,451
Total:		222,006	228,179

Forecast	Preliminary Budget	Comments
2020	2021	
170,000	150,000	Principally B&J, then Gilmore
112,979	95,000	Pennoni
282,979	245,000	

**Schedule E3
ADMIN - Other
For the listed Years**

Account Number	Description	Actuals	Last Year
		2018	Actuals 2019
01-459-023	Spectator Recreation-Donations	59,200	56,200
01-402-312	Management Consulting Services		
01-461-711	Conservation of Natural Resources	-	-
01-400-422	Environmental Advisory Council	5,170	2,683
01-400-345	Miscellaneous	47,924	6,173
01-400-301	Credit Card Fees-Admin	1,904	1,535
01-491-415	Refunds Of Prior Year Revenues	9,726	3,595
01-491-416	PLGIT CD Investment Fee	1,094	916
01-400-429	Permits	10	10
Total:		125,027	71,112

Forecast	Preliminary	Comments
2020	Budget 2021	
64,700	64,700	
-	50,000	One-time Management studies
-	35,000	Recycling consultant fee
1,500	5,500	
6,161	4,000	2018-Bicentennial expenses
2,810	3,000	
800	1,500	
1,671	750	
55	45	
77,698	164,495	

November 12, 2020

**Schedule E4
ADMIN - Repairs Equip
For the listed Years**

Account Number	Description	Actuals	Last Year Actuals
		2018	2019
01-409-373	Maint & Repair - Building	52,303	75,063
01-400-374	Equip. Repair/Maint	33,858	27,751
01-400-386	Lease Office Equipment	10,853	10,800
Total:		97,014	113,615

Forecast	Preliminary Budget	Comments
2020	2021	
77,319	65,000	2019&20-New Bldg expenses 2021-restore to typical levels
62,445	62,000	2020-Covid & Defib fees 2021-normal plus annual Software license fees
10,260	8,520	
150,024	135,520	

**Schedule E5
PUBWKS - Traffic Repairs
For the listed Years**

Account Number	Description	Actuals	Last Year Actuals
		2018	2019
35-438-000	Roads/Bridges-Maint & Repair Supplies	25,595	40,944
35-433-000	Highway Traffic Control	26,793	24,619
35-436-000	Storm Sewers and Drains	9,968	26,806
35-433-453	Traffic Control/Line Painting	-	-
01-433-246	Supplies, Paint, Sgn, Etc.	13,969	6,525
01-433-451	Contract Repair Traffic Signals	3,828	56,326
01-434-362	Street Light Repair	2,506	1,205
35-431-000	Cleaning of Streets and Gutters	-	
35-437-000	Highway Maint-Tools & Equip.	20,951	17,460
Total:		103,611	173,883

Forecast	Preliminary Budget	Comments
2020	2021	
39,359	30,000	
27,000	27,000	
92,474	25,000	2020-contains Tornado clean-up labor
15,000	13,000	
16,159	12,500	
8,500	10,000	
2,000	2,000	
35,853	-	2020-contains Tornado clean-up labor
21,942	17,000	
256,308	136,500	

**SCHEDULE T
TRANSFERS TO OTHER FUNDS - for the indicated years**

Account Code	Account Description	From Fund	Actuals 2018	Last Year Actuals 2019
TRANSFERS OUT				
01-492-005	Fund Transfers - Transfer to P & R Fund	01	300,000	340,000
01-492-010	Fund Transfers - Transfer to Kids Castle	01		5,000
01-492-018	Transfer to Capital Projects	01		1,414,594
01-492-029	Transfer to Open Space	01	-	
01-492-031	Transfer to Capital Reserve	01	75,000	320,000
01-492-053	Transfer to Roads & Bridges	01	540,000	
01-492-610	Fund Transfers - Transfer to Roads & Bridges-PebbleWoods-WoodRidge Project	01	2,000	23,933
18-492-001	Transfer to General Fund	18	-	
21-492-001	Expense, General - Transfer To General Fund	21	-	
23-492-010	Fund Transfers - Transfer to Kids Castle	23	-	-
25-492-001	Expense, General - Transfer To General Fund	25	15,000	7,500
29-492-021	Fund Transfers - Transf. to Offsite Fund	29	273	
53-492-001	Expense, General - Transfer To General Fund	53		
	Total Transfers Out:		932,273	2,111,027
TRANSFERS IN	Total Transfers In:		932,273	2,111,027

Forecast 2020	Preliminary Budget 2021
-	155,000
-	
238,403	273,375
-	
364,219	425,000
-	5,000
-	
-	-
1,592,996	
-	
-	
1,179	
-	
50,628	
2,247,425	858,375
2,247,425	858,375

FOREWORD - FIVE YEAR PROJECTIONS

This section is included in the Budget Book to provide a longer range context to the Current Year Forecast and the Adopted Budget. The Township's budgeting process starts with each Department Head developing detailed forecasts (at the account number level) for the Current year and for the new Budget year, which is thoroughly evaluated and vetted by the Finance department and Township administration. These results are then projected forward on a somewhat more summarized level for an additional four year period using assumptions about growth rates, and by adjusting the projections to account for any particular items about which we are able to make reasonable assumptions.

The results of this analysis are displayed and reviewed in the reports that are shown in this Section's pages. Those pages contain all of the same information you've already seen for the past, current and new year - shaded on these reports - and add figures for the following four years. These projections give Township administration and the Board of Supervisors a projection of the Township's financial posture over the next five years. The purpose of this exercise is to evaluate the effect of current or short term financial actions and policies on a longer term horizon, and thus to give an early indication of possible future problems or benefits.

The Supervisors review the budget proposals and alternatives in a series of public meetings throughout the year that culminate in a formal budget proposal being presented , considered and voted on in two public meetings at the end of each year. (See the Budget Process diagram in Section 1 for more information on this topic.) At the conclusion of the budgeting process, the Board of Supervisors acknowledge the forecast for the current year, and to give formal approval of a budget for the next year. NO APPROVALS are given for the revenues and spending contained in the projections for the four years beyond the new year. Those projections, having been thoroughly and publically reviewed during the budget process, are meant to reflect a likely operating plan should the circumstances turn out as predicted. Since in some cases, projects and circumstances change, a fresh evaluation is prepared in each yearly budget cycle to update the outlook for the future.

November 12, 2020

Schedule RS: MAJOR SOURCES OF REVENUE - for the listed years

Item	Last Year 2019	Forecast 2020	Preliminary Budget 2021	Projection				2020 to 2025		Projection	
				2022	2023	2024	2025	TOTALS	%	Comments	Annual Rate
Earned Income Tax	\$ 4,329.8	\$ 4,262.4	\$ 4,155.8	\$ 4,375.0	\$ 4,451.6	\$ 4,529.5	\$ 4,608.7	\$ 26,383.0	28.1%	Coronavirus recovery in 2022	1.8%
RE Taxes	\$ 3,379.3	\$ 3,623.2	\$ 3,851.6	\$ 4,293.5	\$ 4,304.1	\$ 4,314.7	\$ 4,325.3	\$ 24,712.4	26.4%	See Schedule R2	
Reimbursement from DTMA	\$ 1,002.2	\$ 1,050.2	\$ 1,084.7	\$ 1,124.9	\$ 1,168.3	\$ 1,213.6	\$ 1,261.0	\$ 6,902.6	7.4%	Matches projected costs	
State Contributions	\$ 1,004.8	\$ 977.8	\$ 904.3	\$ 990.0	\$ 1,007.8	\$ 1,026.0	\$ 1,044.4	\$ 5,950.2	6.3%	Coronavirus recovery in 2022	1.8%
Real Estate Transfer Tax	\$ 801.9	\$ 630.0	\$ 650.0	\$ 650.0	\$ 650.0	\$ 650.0	\$ 650.0	\$ 3,880.0	4.1%	Held Flat at 2021 Fcst	0.0%
Bldg Permits, Planning & Zoning	\$ 546.5	\$ 822.2	\$ 571.8	\$ 560.0	\$ 560.0	\$ 560.0	\$ 560.0	\$ 3,634.0	3.9%	Slightly above historical average	0.0%
LST Tax	\$ 619.5	\$ 570.0	\$ 555.8	\$ 562.7	\$ 569.7	\$ 576.9	\$ 584.1	\$ 3,419.1	3.6%		1.3%
TV Franchise Fees	\$ 400.4	\$ 384.0	\$ 369.3	\$ 369.3	\$ 369.3	\$ 369.3	\$ 369.3	\$ 2,230.5	2.4%	FiOS weakness; Flat at 2021 Fc	0.0%
All Other	\$ 1,809.0	\$ 633.9	\$ 822.6	\$ 712.8	\$ 719.2	\$ 725.7	\$ 732.3	\$ 4,346.6	4.6%		
Subtotal for Operations Revenue	\$ 13,893.5	\$ 12,953.8	\$ 12,965.8	\$ 13,638.2	\$ 13,800.0	\$ 13,965.6	\$ 14,135.1	\$ 81,458.4	86.9%		
Grants/Capital Revenue	\$ 305.1	\$ 108.9	\$ 2,657.6	\$ 177.0	\$ 289.7	\$ -	\$ -	\$ 3,233.2	3.4%		
Building Project Revenue	\$ -	\$ -	\$ -	\$ 4,234.1	\$ -	\$ -	\$ 1,300.0	\$ 5,534.1	5.9%	Community Ctr/Chapman Rd Bri	0.0%
Pebble Ridge Sewer Project	\$ 2,498.8	\$ 2,993.6	\$ -	\$ -	\$ -	\$ -	\$ -	\$ 2,993.6	3.2%		
Capital Lease Issuance	\$ 199.1	\$ -	\$ 344.0	\$ -	\$ 82.0	\$ -	\$ 82.0	\$ 508.0	0.5%		0.0%
Total	\$ 16,896.5	\$ 16,056.3	\$ 15,967.4	\$ 18,049.3	\$ 14,171.6	\$ 13,965.6	\$ 15,517.1	\$ 93,727.3	100.0%		

SCHEDULE R2

REAL ESTATE TAX MILLAGE PLAN - for the listed years

	Last Year 2019	Forecast 2020	Preliminary Budget 2021	Projection			
				2022	2023	2024	2025
Totals by Fund							
General Fund	4.750	5.250	5.875	5.900	6.125	6.125	6.125
Ambulance	0.375	0.375	0.375	0.375	0.375	0.375	0.375
Fire Tax	1.250	1.250	1.250	1.250	1.250	1.250	1.250
Park & Rec	2.000	2.250	2.250	2.250	2.250	2.250	2.250
Debt Service	2.500	2.500	1.625	3.175	3.650	3.650	3.650
Roads & Bridges	1.500	1.500	2.500	2.500	1.800	1.800	1.800
Total Millage	12.375	13.125	13.875	15.450	15.450	15.450	15.450
Change		0.750	0.750	1.575	0.000	0.000	0.000
% Change Yr to Yr		6.06%	5.71%	11.35%	0.00%	0.00%	0.00%
Allocation changes by Fund							
General Fund		0.500	0.625	0.025	0.225		
Ambulance							
Fire Tax							
Park & Rec		0.250					
Debt Service			(0.875)	1.550	0.475		
Roads & Bridges			1.000		(0.700)		

Schedule ES: MAJOR EXPENDITURES - for the listed years

Item	Actuals 2018	Last Year 2019	Forecast 2020	Preliminary Budget 2021	Projection				2020 to 2025		Projection	
					2022	2023	2024	2025	TOTALS	% of Total	Comments	Annual Rate
Operations Salaries												
Police	\$ 2,260.6	\$ 2,265.7	\$ 2,349.3	\$ 2,512.8	\$ 2,586.0	\$ 2,669.7	\$ 2,756.2	\$ 2,845.5	\$ 15,719.5	15.8%	Full staffing 2021 forward	3.25%
Admin	\$ 730.8	\$ 769.6	\$ 816.3	\$ 829.9	\$ 854.8	\$ 880.5	\$ 906.9	\$ 934.1	\$ 5,222.4	5.2%	2021: Staff replacements/2.5% increases, 3% thereafter	3.0%
PW Roads & Bldg	\$ 524.5	\$ 511.7	\$ 403.9	\$ 532.8	\$ 548.8	\$ 565.3	\$ 582.3	\$ 599.7	\$ 3,232.9	3.2%	2021: staff replacement & 2.5% increases, 3% thereafter	3.0%
Water	\$ 649.8	\$ 650.0	\$ 676.7	\$ 693.6	\$ 714.4	\$ 735.9	\$ 757.9	\$ 780.7	\$ 4,359.2	4.4%	2021: full staffing for full year	3.0%
All Other	\$ 525.6	\$ 564.2	\$ 558.9	\$ 586.1	\$ 603.7	\$ 621.8	\$ 640.5	\$ 659.7	\$ 3,670.6	3.7%		
Salaries Subtotal:	\$ 4,691.2	\$ 4,761.2	\$ 4,805.0	\$ 5,155.3	\$ 5,307.7	\$ 5,473.1	\$ 5,643.7	\$ 5,819.6	\$ 32,204.5	32.3%		
Operations Fringes												
Pension Expenses	\$ 1,251.5	\$ 1,272.8	\$ 1,265.4	\$ 1,315.8	\$ 1,453.8	\$ 1,636.3	\$ 1,770.8	\$ 1,958.1	\$ 9,400.2	9.4%	3 Disc Rate steps + \$160K extra	0.0%
Medical Insurance	\$ 1,029.0	\$ 1,046.3	\$ 1,044.6	\$ 1,145.0	\$ 1,176.5	\$ 1,208.8	\$ 1,242.1	\$ 1,276.2	\$ 7,093.2	7.1%		2.8%
FICA	\$ 354.0	\$ 363.9	\$ 376.6	\$ 380.4	\$ 391.8	\$ 403.5	\$ 415.6	\$ 428.1	\$ 2,396.0	2.4%		3.0%
All Other	\$ 421.9	\$ 413.2	\$ 406.7	\$ 428.2	\$ 432.8	\$ 437.6	\$ 442.3	\$ 447.2	\$ 2,594.8	2.6%		
Fringes Subtotal:	\$ 3,056.4	\$ 3,096.2	\$ 3,093.3	\$ 3,269.3	\$ 3,454.9	\$ 3,686.3	\$ 3,870.8	\$ 4,109.6	\$ 21,484.2	21.5%		
Other Operations Expenses												
Debt Service	\$ 399.6	\$ 603.6	\$ 578.2	\$ 686.5	\$ 901.5	\$ 1,026.9	\$ 1,020.0	\$ 1,024.0	\$ 5,237.1	5.2%	Second Bond borrowing 2021	
SUM - Fire Companies	\$ 346.3	\$ 343.6	\$ 340.0	\$ 340.0	\$ 347.9	\$ 348.8	\$ 349.6	\$ 350.5	\$ 2,076.7	2.1%	Passthrough	
PARKS - Parks Maintenance	\$ 105.3	\$ 100.3	\$ 283.0	\$ 280.0	\$ 260.0	\$ 263.3	\$ 266.5	\$ 269.9	\$ 1,622.6	1.6%	Reduced tree work after 2021	1.3%
ADMIN - Engineering	\$ 222.0	\$ 228.2	\$ 283.0	\$ 245.0	\$ 222.2	\$ 224.4	\$ 226.7	\$ 228.9	\$ 1,430.2	1.4%		1.0%
ADMIN - Insurance	\$ 262.7	\$ 238.1	\$ 222.2	\$ 210.0	\$ 212.6	\$ 215.3	\$ 218.0	\$ 220.7	\$ 1,298.8	1.3%		1.3%
SUM - Operating Leases	\$ 208.2	\$ 213.1	\$ 134.2	\$ 185.8	\$ 121.5	\$ 145.4	\$ 29.0	\$ 55.5	\$ 671.5	0.7%		
ADMIN - Other	\$ 125.0	\$ 71.1	\$ 77.7	\$ 164.5	\$ 100.0	\$ 101.3	\$ 132.9	\$ 104.2	\$ 680.5	0.7%	2021: 35K Recycling fee/Mgmt studies	1.3%
SUM - Fire Relief	\$ 139.0	\$ 155.3	\$ 155.3	\$ 155.3	\$ 155.2	\$ 155.2	\$ 155.2	\$ 155.2	\$ 931.6	0.9%	Passthrough	
ADMIN - Repairs Equip	\$ 97.0	\$ 113.6	\$ 150.0	\$ 135.5	\$ 157.2	\$ 159.2	\$ 161.2	\$ 163.2	\$ 926.3	0.9%	includes Office & Questica licenses	1.3%
PUBWKS - Traffic Repairs	\$ 103.6	\$ 173.9	\$ 258.3	\$ 119.5	\$ 121.0	\$ 122.5	\$ 124.0	\$ 125.6	\$ 870.9	0.9%	20:tornado cleanup 21: less PRWR drainage	1.3%
SUM - Ambulance Corp	\$ 104.1	\$ 99.4	\$ 102.6	\$ 96.5	\$ 104.7	\$ 105.0	\$ 105.2	\$ 105.5	\$ 619.6	0.6%		
All Other	\$ 1,483.1	\$ 1,564.0	\$ 1,220.8	\$ 1,452.1	\$ 1,413.6	\$ 1,404.0	\$ 1,398.1	\$ 1,467.1	\$ 8,355.7	8.4%		
Subtotal for Operations Expense	\$ 11,343.5	\$ 11,761.6	\$ 11,703.7	\$ 12,495.2	\$ 12,880.2	\$ 13,430.6	\$ 13,701.0	\$ 14,199.5	\$ 78,410.2	78.6%		
Capital Expense	\$ 1,360.2	\$ 2,093.5	\$ 2,347.9	\$ 5,154.7	\$ 1,375.0	\$ 1,904.0	\$ 1,110.0	\$ 1,147.5	\$ 13,039.1	13.1%	See Capital Schedule C	
Building Project Expense	\$ 3,418.3	\$ 5,032.2	\$ 234.7	\$ 273.4	\$ 4,620.8	\$ -	\$ -	\$ 1,300.0	\$ 6,428.9	6.4%	Community Ctr/Ch Rd Bridge	
Pebble Ridge Project	\$ 369.4	\$ 2,246.2	\$ 1,400.6	\$ -	\$ -	\$ -	\$ -	\$ -	\$ 1,400.6			
Capital Lease Expense	\$ 181.2	\$ 199.1	\$ -	\$ 344.0	\$ -	\$ 82.0	\$ -	\$ 82.0	\$ 508.0	0.5%		
Total	\$ 16,672.5	\$ 21,332.7	\$ 15,686.9	\$ 18,267.3	\$ 18,875.9	\$ 15,416.6	\$ 14,811.0	\$ 16,729.0	\$ 99,786.7	100.0%		

November 12, 2020

**DOYLESTOWN TOWNSHIP
POLICE - FULL YEAR OPERATIONS EXPENSE**

Expense	Actual 2019	Budget 2020	Forecast 2020	Prelim Estimate 2021	2021 (Higher)/Lower	Projection 2022	Projection 2023	Projection 2024	Projection 2025	Projection Method Comment	%
Wages - Uniformed	\$2,164,350	\$2,375,170	\$2,244,672	\$2,397,880	(\$153,207)	\$2,475,811	\$2,556,275	\$2,639,353	\$2,725,132	Full staffing 2021 forward	3.250%
Wages - Non-uniformed	\$101,376	\$114,093	\$104,586	\$114,938	(\$10,352)	\$110,146	\$113,451	\$116,854	\$120,360		3.000%
Supplies	\$36,152	\$42,867	\$37,550	\$38,360	(\$810)	\$38,840	\$39,325	\$39,817	\$40,314		1.250%
Uniforms	\$21,968	\$23,341	\$12,500	\$20,362	(\$7,862)	\$20,617	\$20,874	\$21,135	\$21,399		1.250%
Telephone	\$13,999	\$16,500	\$16,500	\$16,500	\$0	\$16,706	\$16,915	\$17,127	\$17,341		1.250%
Gasoline	\$38,380	\$40,196	\$30,000	\$40,000	(\$10,000)	\$40,500	\$41,006	\$41,519	\$42,038		1.250%
Printing	\$473	\$500	\$500	\$500	\$0	\$506	\$513	\$519	\$525		1.250%
Repair Equip	\$36,789	\$42,898	\$42,898	\$43,000	(\$102)	\$43,538	\$5,000	\$44,633	\$45,191		1.250%
Repair vehicles	\$44,105	\$37,100	\$30,723	\$59,100	(\$28,377)	\$37,564	\$60,033	\$38,509	\$61,265	Car fit-outs in 2021, 23, & 25	1.250%
Training	\$20,228	\$23,850	\$9,078	\$24,000	(\$14,922)	\$24,300	\$24,604	\$24,911	\$25,223		1.250%
Other	\$1,678	\$1,781	\$1,781	\$1,790	(\$9)	\$1,812	\$1,835	\$1,858	\$1,881		1.250%
Total	\$2,479,498	\$2,718,295	\$2,530,788	\$2,756,430	(\$225,642)	\$2,810,339	\$2,879,831	\$2,986,235	\$3,100,670		

DOYLESTOWN TOWNSHIP
ADMIN - FULL YEAR OPERATIONS EXPENSE

Expense	Actual 2019	Budget 2020	Forecast 2020	Prelim Estimate 2021	2021 (Higher)/Lower	Projection 2022	Projection 2023	Projection 2024	Projection 2025	Projection Method Comment	%
Wages	\$769,624	\$838,458	\$816,338	\$829,909	(\$13,571)	\$854,806	\$880,450	\$906,864	\$934,070	2021: Staff replacements/2.5% increases, 3% thereafter	3.000%
Office Supplies	\$16,424	\$15,500	\$13,475	\$12,500	\$975	\$12,656	\$12,814	\$12,975	\$13,137		1.250%
Building Supplies	\$38,926	\$29,000	\$36,850	\$31,000	\$5,850	\$31,388	\$31,780	\$32,177	\$32,579	2021: reduced Covid spending	1.250%
Uniforms	\$1,840	\$3,300	\$2,000	\$3,000	(\$1,000)	\$3,038	\$3,075	\$3,114	\$3,153		1.250%
Telephone	\$61,532	\$58,300	\$57,364	\$61,000	(\$3,636)	\$61,763	\$62,535	\$63,316	\$64,108	2021: new phone contract	1.250%
Electricity	\$60,021	\$73,000	\$73,000	\$80,300	(\$7,300)	\$81,304	\$82,320	\$83,349	\$84,391	2021: 10% increase	1.250%
Gasoline	\$280	\$293	\$193	\$200	(\$7)	\$203	\$5,000	\$208	\$210		1.250%
Engineering	\$228,179	\$215,000	\$282,979	\$245,000	\$37,979	\$222,200	\$224,422	\$226,666	\$228,933		1.000%
Repairs Equip	\$113,615	\$129,000	\$150,024	\$135,520	\$14,504	\$157,214	\$159,179	\$161,169	\$163,184	includes Office & Questica licenses	1.250%
Repairs Vehicles	\$154	\$300	\$300	\$150	\$150	\$152	\$154	\$156	\$158		1.250%
Advertising	\$10,685	\$10,000	\$11,000	\$10,000	\$1,000	\$10,125	\$10,252	\$10,380	\$10,509		1.250%
Postage	\$10,185	\$14,500	\$13,234	\$13,500	(\$266)	\$13,669	\$13,840	\$14,013	\$14,188		1.250%
Printing	\$12,975	\$13,500	\$12,534	\$13,500	(\$966)	\$13,669	\$13,840	\$14,013	\$14,188		1.250%
Insurance	\$238,083	\$230,171	\$222,243	\$210,000	\$12,243	\$212,625	\$215,283	\$217,974	\$220,699		1.250%
Dues & Subscriptions	\$11,095	\$7,500	\$7,942	\$11,000	(\$3,058)	\$11,138	\$11,277	\$11,418	\$11,560		1.250%
Travel	\$1,487	\$1,500	\$1,025	\$1,300	(\$275)	\$1,316	\$1,333	\$1,349	\$1,366		1.250%
Legal	\$58,422	\$65,200	\$47,195	\$52,000	(\$4,805)	\$52,520	\$53,045	\$53,576	\$54,111		1.000%
Audit Fees	\$26,138	\$23,500	\$22,346	\$19,500	\$2,846	\$19,744	\$19,991	\$20,240	\$20,493		1.250%
Tax Collector	\$3,336	\$3,900	\$3,400	\$3,400	\$0	\$3,443	\$3,486	\$3,529	\$3,573		1.250%
EIT	\$53,495	\$59,200	\$57,100	\$55,700	\$1,400	\$59,200	\$60,088	\$60,989	\$61,904	2022 set at 2020 Budget levels	1.500%
LST	\$10,532	\$11,034	\$9,930	\$9,682	\$248	\$11,034	\$11,172	\$11,312	\$11,453	2022 set at 2020 Budget levels	1.250%
Training	\$12,424	\$16,000	\$5,342	\$13,500	(\$8,158)	\$13,669	\$13,840	\$14,013	\$14,188	2020 light - Covid restrictions	1.250%
Rental Facilities	\$80,049	\$0	\$0	\$0	\$0	\$0	\$0	\$0	\$0		0.000%
Grants/Contributions	\$2,521	\$2,750	\$0	\$2,500	(\$2,500)	\$2,531	\$2,563	\$2,595	\$2,627		1.250%
Other	\$71,112	\$90,705	\$77,698	\$164,495	(\$86,797)	\$100,000.00	\$101,250	\$132,891	\$104,177	2021: 35K Recycling fee/Mgmt studies	1.250%
Total	\$1,893,131	\$1,911,611	\$1,923,513	\$1,978,656	(\$55,143)	\$1,949,404	\$1,992,986	\$2,058,283	\$2,068,959		

DOYLESTOWN TOWNSHIP
PUBLIC WORKS - FULL YEAR OPERATIONS EXPENSE

Expense	Actual 2019	Budget 2020	Forecast 2020	Prelim Estimate 2021	2021 (Higher)/Lower	Projection 2022	Projection 2023	Projection 2024	Projection 2025	Projection Method Comment	%
Wages	\$511,659	\$576,347	\$403,910	\$532,845	(\$128,935)	\$548,831	\$565,296	\$582,254	\$599,722	2021: staff replacement & 2.5% increases, 3% thereafter	3.000%
Road Supplies	\$98,943	\$106,500	\$92,300	\$82,500	\$9,800	\$83,531	\$84,575	\$85,633	\$86,703		1.250%
Stormwater	\$80,572	\$73,550	\$69,200	\$105,950	(\$36,750)	\$76,899	\$77,861	\$78,834	\$110,194	complete sampling every 3 years	1.250%
Septage Expense	\$666	\$2,400	\$0	\$600	(\$600)	\$608	\$615	\$623	\$631		1.250%
Gasoline	\$6,231	\$6,526	\$4,281	\$19,500	(\$15,219)	\$19,744	\$19,991	\$20,240	\$20,493		1.250%
Diesel	\$14,095	\$15,800	\$8,012	\$0	\$8,012	\$0	\$0	\$0	\$0		1.250%
Electricity	\$36,180	\$36,763	\$36,365	\$37,700	(\$1,335)	\$38,171	\$38,648	\$39,131	\$39,621		1.250%
Uniforms	\$8,861	\$10,000	\$10,000	\$10,000	\$0	\$10,125	\$5,000	\$10,380	\$10,509		1.250%
Repairs Equip	\$8,547	\$12,850	\$10,650	\$8,100	\$2,550	\$8,201	\$8,304	\$8,408	\$8,513		1.250%
Traffic Repairs	\$173,883	\$143,000	\$256,308	\$136,500	\$119,808	\$132,131	\$133,783	\$135,455	\$137,148	20:tornado cleanup 21: less PRWR drainage	1.250%
Contracted Services	\$76,981	\$112,700	\$89,800	\$94,400	(\$4,600)	\$94,400	\$94,400	\$94,400	\$94,400	Contracted prices - held flat	0.000%
Training	\$880	\$1,000	\$400	\$500	(\$100)	\$506	\$513	\$519	\$525		1.250%
Other	\$0	\$1,500	\$1,500	\$2,000	(\$500)	\$2,025	\$2,050	\$2,076	\$2,102		1.250%
Total	\$1,017,500	\$1,098,936	\$982,725	\$1,030,595	(\$47,870)	\$1,015,173	\$1,031,035	\$1,057,953	\$1,110,562		

**DOYLESTOWN TOWNSHIP
PARKS REC & MAINT - FULL YEAR OPERATIONS EXPENSE**

Expense	Actual 2019	Budget 2020	Forecast 2020	Prelim Estimate 2021	2021 (Higher)/Lower	Projection 2022	Projection 2023	Projection 2024	Projection 2025	Projection Method Comment	%
SERVICES & MANAGEMENT											
Wages	\$141,855	\$140,247	\$145,497	\$143,809	\$1,687	\$148,123	\$152,567	\$157,144	\$161,859	2021: 2.5% increases, 3% thereafter	3.000%
Golf Outing	\$15,524	\$16,000	\$12,732	\$19,000	(\$6,268)	\$19,238	\$19,478	\$19,721	\$19,968		1.250%
Summer Concerts	\$32,357	\$36,500	\$6,775	\$60,000	(\$53,225)	\$60,750	\$61,509	\$62,278	\$63,057	21: incr nbr & rank of performers	1.250%
Programs	\$72,195	\$50,000	\$34,622	\$45,000	(\$10,378)	\$45,563	\$46,132	\$46,709	\$47,293	21: back to normal levels	1.250%
Supplies	\$4,509	\$7,000	\$8,600	\$6,600	\$2,000	\$6,683	\$6,766	\$6,851	\$6,936		1.250%
Uniforms	\$488	\$500	\$500	\$500	\$0	\$506	\$5,000	\$519	\$525		1.250%
Repairs Equip	\$6,757	\$10,000	\$10,000	\$10,000	\$0	\$10,125	\$10,252	\$10,380	\$10,509		1.250%
Postage	\$5,324	\$6,000	\$4,500	\$6,000	(\$1,500)	\$6,075	\$6,151	\$6,228	\$6,306		1.250%
Printing	\$16,491	\$19,000	\$17,000	\$19,000	(\$2,000)	\$19,238	\$19,478	\$19,721	\$19,968		1.250%
Dues & Subscriptions	\$2,392	\$2,600	\$2,600	\$2,600	\$0	\$2,633	\$2,665	\$2,699	\$2,732		1.250%
Training	\$5,050	\$5,000	\$2,635	\$5,000	(\$2,365)	\$5,063	\$5,126	\$5,190	\$5,255		1.250%
Rental Facilities	\$0	\$47,550	\$47,550	\$47,550	\$0	\$47,550	\$0	\$0	\$0	per contract	0.000%
Other	\$13,329	\$8,000	\$6,807	\$4,500	\$2,307	\$4,556	\$4,613	\$4,671	\$4,729		1.250%
Subtotal: Services & Mgmt	\$316,270	\$348,397	\$299,818	\$369,559	(\$69,741)	\$376,101	\$339,737	\$342,111	\$349,137		
MAINTENANCE											
Wages	\$208,133	\$201,298	\$196,783	\$231,735	(\$34,952)	\$238,687	\$245,848	\$253,223	\$260,820	2021: added worker and 2.5% increases, 3% thereafter	3.000%
Kids Castle	\$1,821	\$1,000	\$72	\$1,000	(\$928)	\$1,013	\$1,025	\$1,038	\$1,051		1.250%
Supplies	\$5,390	\$10,500	\$7,888	\$9,500	(\$1,612)	\$9,619	\$9,739	\$9,861	\$9,984		1.250%
Gasoline	\$6,469	\$7,807	\$5,000	\$9,000	(\$4,000)	\$9,113	\$9,226	\$9,342	\$9,459		1.250%
Diesel	\$2,146	\$2,340	\$1,200	\$0	\$1,200	\$0	\$0	\$0	\$0		1.250%
Telephone	\$3,437	\$3,145	\$3,557	\$4,000	(\$443)	\$4,050	\$4,101	\$4,152	\$4,204		1.250%
Electricity	\$11,673	\$13,500	\$9,103	\$9,135	(\$32)	\$9,249	\$9,365	\$9,482	\$9,600		1.250%
Uniforms	\$3,663	\$4,000	\$3,500	\$3,500	\$0	\$3,544	\$3,588	\$3,633	\$3,678		1.250%
Parks Maintenance	\$100,297	\$270,000	\$282,969	\$280,000	\$2,969	\$260,000	\$263,250	\$266,541	\$269,872	reduced tree spending after 2021	1.250%
Contracted Services	\$169,036	\$0	\$0	\$0	\$0	\$0	\$0	\$0	\$0		1.250%
Dog Park Operations	\$7,874	\$6,500	\$15,000	\$8,250	\$6,750	\$8,353	\$8,458	\$8,563	\$8,670		1.250%
Training	\$963	\$1,500	\$998	\$1,500	(\$502)	\$1,519	\$1,538	\$1,557	\$1,576		1.250%
Other	\$0	\$0	\$200	\$0	\$200	\$0	\$0	\$0	\$0		1.250%
Subtotal: Maintenance	\$520,902	\$521,590	\$526,269	\$557,620	(\$31,351)	\$545,146	\$556,137	\$567,391	\$578,915		
Total	\$837,171	\$869,987	\$826,087	\$927,180	(\$101,092)	\$921,247	\$895,875	\$909,502	\$928,052		

November 12, 2020

**DOYLESTOWN TOWNSHIP
CODE - FULL YEAR OPERATIONS EXPENSE**

Expense	Actual 2019	Budget 2020	Forecast 2020	Prelim Estimate 2021	2021 (Higher)/Lower	Projection 2022	Projection 2023	Projection 2024	Projection 2025	Projection Method Comment	%
Wages	\$214,227	\$207,481	\$216,577	\$210,559	\$6,018	\$216,875	\$223,382	\$230,083	\$236,986	2021: 2.5% increases and reduced overtime, 3% thereafter	3.000%
Supplies	\$11,071	\$14,000	\$12,483	\$13,500	(\$1,017)	\$13,669	\$13,840	\$14,013	\$14,188		1.250%
Uniforms	\$2,315	\$2,500	\$2,500	\$2,500	\$0	\$2,531	\$2,563	\$2,595	\$2,627		1.250%
Vehicle Expense	\$743	\$2,500	\$1,487	\$2,500	(\$1,013)	\$2,531	\$2,563	\$2,595	\$2,627		1.250%
Gasoline	\$1,746	\$2,000	\$1,400	\$2,000	(\$600)	\$2,025	\$2,050	\$2,076	\$2,102		1.250%
Telephone	\$3,758	\$2,400	\$4,626	\$2,400	\$2,226	\$2,430	\$2,460	\$2,491	\$2,522		1.250%
Printing	\$8,944	\$6,000	\$2,000	\$6,000	(\$4,000)	\$6,075	\$6,151	\$6,228	\$6,306	fcst at historical levels	1.250%
Repairs Equip	\$2,761	\$4,000	\$2,350	\$2,600	(\$250)	\$2,633	\$5,000	\$2,699	\$2,732		1.250%
Legal	\$29,564	\$25,000	\$28,453	\$25,750	\$2,703	\$26,072	\$26,398	\$26,728	\$27,062		1.250%
Training	\$5,320	\$6,600	\$7,362	\$6,600	\$762	\$6,683	\$6,766	\$6,851	\$6,936	Fire Marshall training	1.250%
Consultant	\$61,552	\$50,000	\$41,000	\$50,000	(\$9,000)	\$50,625	\$51,258	\$51,899	\$52,547		1.250%
Inspection Services	\$31,081	\$51,000	\$40,000	\$51,000	(\$11,000)	\$51,638	\$52,283	\$52,937	\$53,598	increased contractor activity	1.250%
Total	\$373,083	\$373,481	\$360,239	\$375,409	(\$15,170)	\$383,786	\$394,713	\$401,193	\$410,234		

DOYLESTOWN TOWNSHIP
FRINGES - FULL YEAR OPERATIONS EXPENSE - data as of 9/30/2018

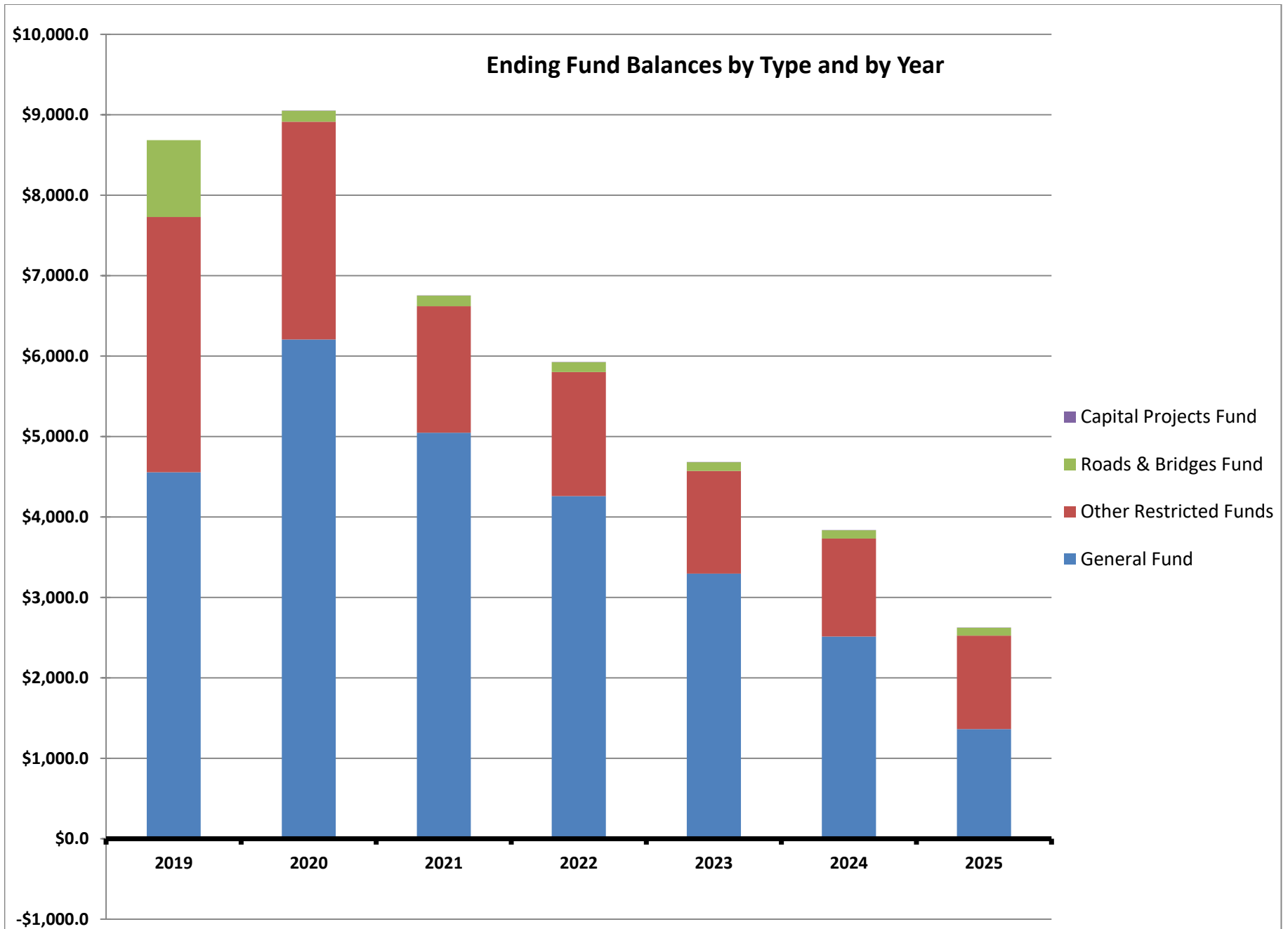
Expense	Actual 2019	Budget 2020	Forecast 2020	Prelim Estimate 2021	2021 (Higher)/Lower	Projection 2022	Projection 2023	Projection 2024	Projection 2025	Projection Method Comment	%
Non-Uniform Pension - DB	\$583,318	\$514,887	\$514,887	\$531,295	(\$16,408)	\$569,944	\$666,494	\$703,544	\$802,097	Disc Rate red'n 2022 & 2024/\$88K extra '21, '23 & '25	0.000%
Non-Uniform Pension - DC	\$39,126	\$46,500	\$46,500	\$47,500	(\$1,000)	\$48,925	\$50,393	\$51,905	\$53,462		3.000%
Uniformed Pension - Police	\$650,368	\$704,042	\$704,042	\$736,956	(\$32,914)	\$834,930	\$919,454	\$1,015,330	\$1,102,560	Disc Rate red'n 2022 & 2024/\$72K extra '21, '23 & '25	0.000%
Delta Dental	\$93,402	\$94,344	\$88,991	\$91,000	(\$2,009)	\$91,910	\$92,829	\$93,757	\$94,695		1.000%
Vision Care	\$5,454	\$5,300	\$3,441	\$4,800	(\$1,359)	\$4,860	\$4,921	\$4,982	\$5,045		1.250%
Life Ins	\$35,877	\$37,367	\$33,327	\$35,500	(\$2,173)	\$35,944	\$36,393	\$36,848	\$37,309		1.250%
Medical Ins:	\$1,046,271	\$1,077,000	\$1,044,581	\$1,145,000	(\$100,419)	\$1,176,488	\$1,208,841	\$1,242,084	\$1,276,241		2.750%
FICA 7.65%	\$363,932	\$360,804	\$376,600	\$380,366	(\$3,766)	\$391,777	\$403,530	\$415,636	\$428,105		3.000%
Unemp Comp 2.0%	\$12,060	\$12,349	\$11,378	\$12,300	(\$922)	\$12,454	\$5,000	\$12,767	\$12,927		1.250%
Post Employment Health	\$58,104	\$59,995	\$58,970	\$59,995	(\$1,025)	\$60,745	\$61,504	\$62,273	\$63,051		1.250%
Ins Prem Def Comp NW	\$20	\$20	\$20	\$20	\$0	\$20	\$21	\$21	\$21		1.250%
Ins Prem Def Comp Valic	\$5,709	\$5,700	\$6,684	\$6,700	(\$16)	\$6,784	\$6,869	\$6,954	\$7,041		1.250%
Ins Prem Def Comp Morgan St	\$0	\$0	\$190	\$975	(\$785)	\$987	\$1,000	\$1,012	\$1,025		1.250%
Ins Prem Def Comp Bernie Wealth	\$6,343	\$7,000	\$7,000	\$7,000	\$0	\$7,088	\$7,176	\$7,266	\$7,357		1.250%
Workman's Comp	\$172,668	\$180,568	\$168,246	\$180,568	(\$12,322)	\$182,374	\$184,198	\$186,039	\$187,900	20 light; 21-back to normal	1.000%
Physical Fitness - Police	\$1,560	\$2,400	\$2,400	\$2,400	\$0	\$2,430	\$2,460	\$2,491	\$2,522		1.250%
Tuition Reimb - Police	\$0	\$3,000	\$3,000	\$3,000	\$0	\$3,038	\$3,075	\$3,114	\$3,153		1.250%
Uniform Dry Cleaning - Police	\$16,363	\$17,500	\$17,500	\$17,500	\$0	\$17,719	\$17,940	\$18,164	\$18,392		1.250%
Recruiting - Police	\$2,904	\$1,500	\$1,500	\$1,500	\$0	\$1,519	\$1,538	\$1,557	\$1,576		1.250%
Medical/Physical Exams - Police	\$700	\$3,000	\$3,000	\$3,000	\$0	\$3,038	\$3,075	\$3,114	\$3,153		1.250%
Physical Fitness	\$1,038	\$1,000	\$949	\$1,000	(\$51)	\$1,013	\$1,025	\$1,038	\$1,051		1.250%
Fitness Benefit	\$1,007	\$900	\$135	\$900	(\$765)	\$911	\$923	\$934	\$946		1.250%
Total	\$3,096,223	\$3,135,175	\$3,093,342	\$3,269,275	(\$175,933)	\$3,454,895	\$3,678,658	\$3,870,832	\$4,109,628		

Schedule E1
SUM - Debt Service
For the listed Years

Account Number	Description	Actuals	Last Year	Forecast	Preliminary Budget	Projection			
		2018	2019	2020	2021	2022	2023	2024	2025
17-471-093	Expense, General - DVRFA Serial Bond	330,000	-	-	-	-	-	-	-
17-471-094	Principle Bond Obligation	-	100,000	305,000	315,000	330,000	345,000	576,315	575,750
17-472-094	Interest Bond Obligation	177,252	299,580	298,580	289,430	276,830	640,821	466,730	464,730
17-472-302	Expense, General - DVRFA Loan	1,231	-	-	-	-	-	-	-
Total:		399,580	603,580	578,211	686,474	901,462	1,026,896	1,020,006	1,024,014

SCHEDULE T
TRANSFERS TO OTHER FUNDS - for the indicated years

Account Code	Account Description	From Fund	Last Year	Forecast	Preliminary	Projection			
			2019	2020	Budget 2021	2022	2023	2024	2025
TRANSFERS OUT									
01-492-005	Fund Transfers - Transfer to P & R Fund	01	340,000	-	155,000	-	50,000	110,000	110,000
01-492-010	Fund Transfers - Transfer to Kids Castle	01	5,000	-	-	-	-	-	-
01-492-018	Transfer to Capital Projects	01	1,414,594	238,403	273,375	386,625	-	-	-
01-492-029	Transfer to Open Space	01	-	-	-	-	-	-	-
01-492-031	Transfer to Capital Reserve	01	320,000	364,219	425,000	225,000	490,000	140,000	200,000
01-492-053	Transfer to Roads & Bridges	01	-	-	-	-	-	-	-
01-492-610	Fund Transfers - Transfer to Roads & Bridges-PebbleWoods-WoodRidge Project	01	23,933	-	5,000	-	-	-	-
18-492-001	Transfer to General Fund	18	-	1,592,996	-	-	-	-	-
21-492-001	Expense, General - Transfer To General Fund	21	-	-	-	-	-	-	-
23-492-010	Fund Transfers - Transfer to Kids Castle	23	-	-	-	-	-	-	-
25-492-001	Expense, General - Transfer To General Fund	25	7,500	1,179	-	-	-	-	-
29-492-021	Fund Transfers - Transf. to Offsite Fund	29	-	-	-	-	-	-	-
53-492-001	Expense, General - Transfer To General Fund	53	-	50,628	-	-	-	-	-
	Total Transfers Out:		2,111,027	2,247,425	858,375	611,625	540,000	250,000	310,000
TRANSFERS IN	Total Transfers In:		2,111,027	2,247,425	858,375	611,625	540,000	250,000	310,000



CAPITAL/MAJOR SPENDING PROGRAMS

November 9, 2020

Project Information						Funding					Current Year: 2020				2021		Projections				
Pgm Nbr	Staff Recommended Priority	Program Name	Comments/Rationale	Start Date	End Date	External Funding	Township Portion	Fund	Year-to date	Balance of Year	Total	Budget	(Higher)/Lower than Budget	Comments	Comments	Amount	2022	2023	2024	2025	5 Year Total
Pub Works - Roads																					
20-14	Maintenance	Pebble Ridge Development Paving and Curbing	Road restoration after completion of Pebble Ridge Wood Ridge sewer system	late 2019	end 2022	Road Tax	100.0%	53	\$0.0	\$1,031,315.3	\$1,031,315.3	\$419,883.0	(\$611,432.3)	Ongoing - curbing & base paving	Continued	\$1,899,671.2	\$250,000.0	\$0.0	\$0.0	\$0.0	\$2,149,671.2
						SLF		35	\$0.0	\$387,000.0	\$387,000.0	\$800,000.0	\$413,000.0			\$450,328.8	\$150,000.0	\$0.0	\$0.0	\$0.0	\$600,328.8
21-03	Maintenance	Annual Regular Road Maintenance	Annual Road Maintenance Program, (milling & paving)	Normally April through October each year	Annual program	RoadTax	100.0%	53	\$0.0	\$0.0	\$0.0	\$0.0	\$0.0		New Program	\$0.0	\$250,000.0	\$400,000.0	\$400,000.0	\$400,000.0	\$1,450,000.0
21-03						SLF		35	\$0.0	\$0.0	\$0.0	\$0.0	\$0.0			\$250,000.0	\$100,000.0	\$300,000.0	\$300,000.0	\$300,000.0	\$1,250,000.0
19-08	Mandated	Chapman Rd Bridge Replacement	Replace deteriorated bridge	2025		Bond	100.0%	18	\$0.0	\$0.0	\$0.0	\$0.0	\$0.0			\$0.0	\$0.0	\$0.0	\$0.0	\$1,300,000.0	\$1,300,000.0
19-11	Maintenance	Bridges & Stream Crossing repairs	Routine maintenance and/or repairs (bridges, culverts, and pipes) as identified in the annual Structures Maintenance report. In 2020, includes Bridge Point Park wall repointing.	annual			100.0%	31	\$0.0	\$0.0	\$0.0	\$300,000.0	\$300,000.0	Bridge Point Wall repointing & Turk Rd Ped Trail Bridge repairs	Edison Rd Sauerman rd	\$0.0	\$0.0	\$0.0	\$0.0	\$0.0	\$0.0
								53	\$0.0	\$75,000.0	\$75,000.0	\$0.0	(\$75,000.0)			\$195,000.0	\$200,000.0	\$120,000.0	\$110,000.0	\$110,000.0	\$735,000.0
								35	\$0.0	\$0.0	\$0.0	\$0.0	\$0.0			\$100,000.0	\$0.0	\$0.0	\$0.0	\$0.0	\$100,000.0
19-09	Mandated	Green Lt Go - 313 Corridor	Upgrade the traffic signal equipment and operation of five existing traffic signals along the Route 313 Swamp Rd corridor. Shared with 3 other municipalities (Doylestown Boro., Plumstead Twp & Buckingham Twp.	Due to Covid-19 funding shortfalls in the program funding no award will be made for project by PennDOT in 2020. If awarded in 2021, We anticipate an announcement in 2021, followed by Design and Permitting Spring 2022, Bidding Fall 2022, Construction 2023.		GLG	10.9%	31	\$0.0	\$0.0	\$0.0	\$58,000.0	\$58,000.0	Initial Grant not awarded		\$0.0	\$58,000.0	\$529,000.0	\$0.0	\$0.0	\$587,000.0
19-10	Mandated	Swamp-Easton Rd Traffic Signal Upgrade	Upgrades to the aging traffic signal infrastructure at the intersection of Swamp Road (SR 0313) and Easton Road (SR 1001) will improve safety and enhance mobility by improving the intersection's operation, reliability and functionality.	Q1 2021	10/2022	ARLE	0.0%	31	\$0.0	\$0.0	\$0.0	\$203,000.0	\$203,000.0	Grant awarded, received PennDOT agreement approval		\$203,000.0	\$177,000.0	\$0.0	\$0.0	\$0.0	\$380,000.0
19-12	Mandated	Rectangular Rapid Flashing Beacon - Turk & Easton	To improve pedestrian safety at two existing crosswalk locations that experience higher than average vehicular speeds and traffic volumes as compared to other uncontrolled crossing in the Township.	11/2018	year end 2020	ARLE	0.0%	31	\$55,660.0	\$78,200.0	\$133,860.0	\$161,000.0	\$27,140.1	Inspection complete; closeout by end 2020							
20-16	Beneficial	Traffic Calming Programs	For traffic calming measures on eligible streets in accordance with the Township's traffic calming study and approval process. This program has been recommended by the Township Traffic Advisory Committee.	2020 Start for Policy based - studies. Placeholder funding shown in later years to implement results of those studies.	Annual program		100.0%	31	\$0.0	\$0.0	\$0.0	\$50,000.0	\$50,000.0		Will start in 2021	\$50,000.0	\$15,000.0	\$15,000.0	\$15,000.0	\$15,000.0	\$110,000.0
20-15	Beneficial	Turk Road Crosswalk at Pebble Ridge Road	Improve the ability of the residents to access Turk Park, crossing Turk Road at Pebble Ridge Drive	2020 Q3	year end 2020		100.0%	31	\$0.0	\$0.0	\$0.0	\$32,500.0	\$32,500.0	Will complete in 2020							
								35	\$0.0	\$25,000.0	\$25,000.0	\$0.0	(\$25,000.0)								
18-01	Maintenance	Bridge Pt Park wall repair & repointing	Repointing of the abutment wall as identified in the annual Structures Maintenance report	Q2 2019	year end 2020		100.0%	31	\$0.0	\$0.0	\$0.0	\$15,000.0	\$15,000.0	See Bridges & Stream Crossing Repairs above							
								35	\$0.0	\$0.0	\$0.0	\$0.0	\$0.0								
21-07	Maintenance	Large Dump Truck	Replace 30 year old dump truck and spreader	Order Q1, 2021	Q4 2021		100.0%	31	\$0.0	\$0.0	\$0.0	\$0.0	\$0.0		New Program	\$160,000.0	\$0.0	\$0.0	\$0.0	\$0.0	\$160,000.0
21-09	Beneficial	Emergency Management Communications Equipment	Purchase portable radios and a repeater to facilitate emergency and daily crew communications for all public works departments	1/1/2021	2021		100.0%	31	\$0.0	\$0.0	\$0.0	\$0.0	\$0.0		New Program	\$40,000.0	\$0.0	\$0.0	\$0.0	\$0.0	\$40,000.0
Pub Works - Roads Subtotals:									\$55,660.0	\$1,596,515.3	\$1,652,175.3	\$2,039,383.0	\$387,207.8		\$3,348,000.0	\$1,200,000.0	\$1,364,000.0	\$825,000.0	\$2,125,000.0	\$8,862,000.0	
Pub Works - Stormwater																					
18-02	Mandated	MS4 Programs	Execute the Township's mandated Pollution Reduction Plan.	DEP Permit approved 11/2019	Five year project - to be completed by 11/2024		100.0%	31	\$0.0	\$15,000.0	\$15,000.0	\$168,000.0	\$153,000.0	DEP Permit approved 11/2019; Engr reviewing options	Placeholder	\$150,000.0	\$150,000.0	\$150,000.0	\$150,000.0	\$150,000.0	\$750,000.0
Pub Works - Stormwater Subtotals:									\$0.0	\$15,000.0	\$15,000.0	\$168,000.0	\$153,000.0		\$150,000.0	\$150,000.0	\$150,000.0	\$150,000.0	\$150,000.0	\$750,000.0	

CAPITAL/MAJOR SPENDING PROGRAMS

November 9, 2020

Project Information						Funding					Current Year: 2020				2021		Projections				
Pgm Nbr	Staff Recommended Priority	Program Name	Comments/Rationale	Start Date	End Date	External Funding	Township Portion	Fund	Year-to date	Balance of Year	Total	Budget	(Higher)/Lower than Budget	Comments	Comments	Amount	2022	2023	2024	2025	5 Year Total
Pub Works - Parks																					
19-15	Mandated	Shady Retreat to Doyle Elementary School trail	Design and build a bike and hike trail along Burpee Road, Shady Retreat Road and Limekiln Rd.	Q2 2018	year end 2021	PennDOT CMAC Grant	18.9%	31	\$94,129.5	\$0.0	\$94,129.5	\$91,500.0	(\$2,629.5)	Proceeding per multi-yr plan	Engr. & Construction	\$994,000.0	\$0.0	\$0.0	\$0.0	\$0.0	\$994,000.0
18-04	Mandated	Pre Fab storage&building	Provide a storage facility in which all Parks related Public Works equipment and supplies will be stored.		2021		100.0%	31	\$0.0	\$0.0	\$0.0	\$300,000.0	\$300,000.0	Deferred to 2021		\$300,000.0	\$0.0	\$0.0	\$0.0	\$0.0	\$300,000.0
21-04	Beneficial	Prefab Central Park Restroom Building	Ongoing community request, 11 yrs on Central Park Master Plan	2023	Coord w/Kids Castle Opening		100.0%	23	\$0.0	\$0.0	\$0.0	\$0.0	\$0.0			\$0.0	\$0.0	\$250,000.0	\$0.0	\$0.0	\$250,000.0
20-13	Maintenance	Court Resurfacing & Lighting	Resurfacing of the existing courts, fixing of the longitudinal cracking on the court surfaces, new paving overlay on existing surface, surface top coat color and white lines, new fencing, new light pole, energy efficient lighting and controls.				100.0%	05	\$0.0	\$0.0	\$0.0	\$0.0	\$0.0			\$0.0	\$0.0	\$0.0	\$110,000.0	\$110,000.0	\$220,000.0
21-13	Mandated	Kids Castle for All Abilities 2021	This project continues the upgrades needed to make the playground at Kids Castle inclusive, ADA compliant, accessible & usable by children of all abilities including those with special needs. Welcoming everyone onto our playground nurtures that feeling of belonging which is fundamental to our sense of happiness and well-being.	2020/2021	2021	Donations/Grant	37.5%	05	\$0.0	\$0.0	\$0.0	\$0.0	\$0.0		New Program	\$192,741.3	\$0.0	\$0.0	\$0.0	\$0.0	\$192,741.3
20-02	Maintenance	Bike Hike Trail Maintenance	Annual funding is requested for trail maintenance. Funds will be used for contracted services (paving contractor) to mill and pave, repair sub-surface drainage, repair subbase paving and widen (if necessary) the Township owned bike and hike trails. Repairs will occur between the months of April through October. With approximately 30 miles of township owned and maintained bike and hike trails, the older trails are in need of repaving due to aging surface conditions. Over time trails have settled, or the surface condition has been impacted by poor drainage or tree root damage. Also, older trails do not meet current Twp design standards. Projects will be identified and executed on a year by year basis.	Yearly during the construction season	Annual program		100.0%	21	\$0.0	\$0.0	\$0.0	\$50,000.0	\$50,000.0	Deferred to 2021	Annual program	\$50,000.0	\$25,000.0	\$25,000.0	\$25,000.0	\$25,000.0	\$150,000.0
18-03	Maintenance	Park Lighting - upgrade to LED-pole conversion	Replace/upgrade park lighting to LED and replace deteriorating poles.	Q3 2019	year end 2020		100.0%	05	\$0.0	\$0.0	\$0.0	\$235,000.0	\$235,000.0	Will finish in 2020							
20-05	Maintenance	Pedestrian Trail Bridge Maintenance (Kid's Castle)	Maintenance repairs to the pedestrian trail bridge in Central Park near Kid's Castle.	Inspection Q1	year end 2021		100.0%	21	\$0.0	\$0.0	\$0.0	\$73,500.0	\$73,500.0		Cost reduced-absorbed as Opns expense	\$0.0	\$0.0	\$0.0	\$0.0	\$0.0	\$0.0
20-03	Maintenance	Doylestown Lea Trail - Drainage Pipe Maintenance	Replacement of an existing galvanized drainage pipe that passes under the Doylestown Lea bike and hike trail.		year end 2021		100.0%	05	\$0.0	\$0.0	\$0.0	\$63,500.0	\$63,500.0		Cost reduced-absorbed as Opns expense	\$0.0	\$0.0	\$0.0	\$0.0	\$0.0	\$0.0
21-12	Maintenance	Kids Castle Structural Inspection	Given the age of Kids Castle proper, it is recommended that regular structural inspections be undertaken to ensure the safety of the structure.	2021			100.0%	05	\$0.0	\$0.0	\$0.0	\$0.0	\$0.0		New Program	\$15,000.0	\$0.0	\$0.0	\$0.0	\$0.0	\$15,000.0
20-08	Maintenance	Turk Park II - Parking Lot SealCoat	Maintenance of the existing parking lot and replacement of deteriorating telephone pole barricades	Q2	year end 2021		100.0%	05	\$0.0	\$0.0	\$0.0	\$20,000.0	\$20,000.0	Deferred to 2021		\$20,000.0	\$0.0	\$0.0	\$0.0	\$0.0	\$20,000.0
20-07	Maintenance	Turk Park I - Parking Lot Fencing	Maintenance of the existing parking lot and replacement of deteriorating telephone pole barricades	Q2	year end 2021		100.0%	05	\$0.0	\$0.0	\$0.0	\$20,000.0	\$20,000.0	Deferred to 2021		\$20,000.0	\$0.0	\$0.0	\$0.0	\$0.0	\$20,000.0
P	Maintenance	Central Park-Loop Rd/Parking Lot resurfacing	Central Park resurfacing	2023			100.0%	05	\$0.0	\$0.0	\$0.0	\$0.0	\$0.0			\$0.0	\$0.0	\$50,000.0	\$0.0	\$0.0	\$50,000.0
21-05	Mandated	Parks Pickup Truck	Replace deteriorated 2007 vehicle		Q3 2021		100.0%	31	\$0.0	\$0.0	\$0.0	\$0.0	\$0.0		New Program	\$62,000.0	\$0.0	\$0.0	\$0.0	\$0.0	\$62,000.0
20-04	Maintenance	Bridge Point Park - Structure Roof Replacement	Replacement of existing cedar shake roof at Bridge Point Park	2021	year end 2021		100.0%	05	\$0.0	\$0.0	\$0.0	\$30,000.0	\$30,000.0	Deferred to 2021		\$30,000.0	\$0.0	\$0.0	\$0.0	\$0.0	\$30,000.0
20-09	Mandated	202 Trail Study (Central Park to Route 313)	Feasibility study for a trail along SR 202 between Central Park and Route 313		year end 2020	DVRPC Reg1 Trail Grant	In-kind contribution - \$2.5K	21	\$19,581.3	\$3,646.9	\$23,228.2	\$30,000.0	\$6,771.8		Will closeout in 2021	\$6,772.0	\$0.0	\$0.0	\$0.0	\$0.0	\$6,772.0
18-06	Continuation	Turk II Backstop replacement-Fields 5 & 6	Replace current backstops	Q2 2019	Q2		100.0%	05	\$18,812.0	\$0.0	\$18,812.0	\$15,000.0	(\$3,812.0)	Completed							
19-16	Mandated	Turk II Playground Poured-in-place	Replace play surface		Q4 2020		100.0%	05	\$0.0	\$81,000.0	\$81,000.0	\$50,000.0	(\$31,000.0)	Will finish in 2020							
20-01	Maintenance	Parks Multi-use Vehicle	For mowing & plowing of parks and trails. Used on daily basis.		Q2		100.0%	05	\$60,000.0	\$0.0	\$60,000.0	\$0.0	(\$60,000.0)	Completed							
Pub Works - Parks Subtotals:									\$311,470.4	\$201,699.4	\$513,169.7	\$978,500.0	\$465,330.3		\$1,690,513.3	\$25,000.0	\$325,000.0	\$135,000.0	\$135,000.0	\$2,310,513.3	
Parks - Services & Mgmt						Grant	50.0%	05	\$1,575.8	\$924.3	\$2,500.0	\$2,500.0	\$0.0	Closeout documentation underway							
Parks - Services & Mgmt Subtotals:									\$1,575.8	\$924.3	\$2,500.0	\$2,500.0	\$0.0			\$0.0	\$0.0	\$0.0	\$0.0	\$0.0	

CAPITAL/MAJOR SPENDING PROGRAMS

November 9, 2020

Project Information						Funding					Current Year: 2020				2021		Projections				
Pgm Nbr	Staff Recommended Priority	Program Name	Comments/Rationale	Start Date	End Date	External Funding	Township Portion	Fund	Year-to date	Balance of Year	Total	Budget	(Higher)/Lower than Budget	Comments	Comments	Amount	2022	2023	2024	2025	5 Year Total
20-11	Beneficial	Upgrade Township Financial Reporting System	Explore various software vendors and packages for long term forecasting, capital project costing, time and attendance correlation, accounting			Shared w/DTMA	50% - Twp portion shown	31	\$0.0	\$0.0	\$0.0	\$0.0	\$0.0		Evaluating suppliers	\$40,000.0	\$0.0	\$50,000.0	\$0.0	\$0.0	\$90,000.0
20-10	Mandated	Upgrade Township PC's to Windows 10 & Office 2019	Microsoft has announced that Support for Windows 7 (and earlier) computer Operating systems will end on 1/14/2020, and that Support for Office 2010 software will end on 10/13/2020. On those designated dates, Microsoft will no longer provide Technical support, Bug fixes for issues, or security fixes for discovered vulnerabilities. The Township currently has 68 computers in operation, all with Windows 7 or earlier operating systems, and all utilizing Office 2010 or earlier software. And although none of these computers will stop operating on the stated dates, they will over time become more vulnerable from a security point-of-view, and will fall behind in Office operating features. The purpose of this Capital program is to fund a planned and smart upgrade of the Township's computer inventory over time to avoid these problems.	Q2 2020	year end 2021		100.0%	31	\$68,954.0	\$25,000.0	\$93,954.0	\$77,490.0	(\$16,464.0)	Completed - purchased Laptops to enable remote work							
Finance Subtotals:									\$68,954.0	\$25,000.0	\$93,954.0	\$77,490.0	(\$16,464.0)			\$40,000.0	\$0.0	\$50,000.0	\$0.0	\$0.0	\$90,000.0
21-06	Mandated	Police Car(s)	Replace two units at end of service life (2013 & 2015)	0	Q2 2021		100.0%	31	\$0.0	\$0.0	\$0.0	\$0.0	\$0.0		New Program	\$82,000.0	\$0.0	\$82,000.0	\$0.0	\$82,000.0	\$246,000.0
Police Subtotals:									\$0.0	\$0.0	\$0.0	\$0.0	\$0.0			\$82,000.0	\$0.0	\$82,000.0	\$0.0	\$82,000.0	\$246,000.0
21-10	Maintenance	IT Infrastructure - Computers	Replace Township computers on cyclical basis to ensure reliable operations/technology	2023 for Police , 2025 for Admin staff			100.0%	31	\$0.0	\$0.0	\$0.0	\$0.0	\$0.0		New Program	\$0.0	\$0.0	\$15,000.0	\$0.0	\$37,500.0	\$52,500.0
21-11	Mandated	IT Infrastructure - Replace Servers	Replace current server complex before support expires in May 2021		By conclusion of current support - 5/1/2021		100.0%	31	\$0.0	\$0.0	\$0.0	\$0.0	\$0.0		New Program	\$30,000.0	\$0.0	\$0.0	\$0.0	\$0.0	\$30,000.0
21-08	Beneficial	Dedicated Vehicle for Building Maintenance	Provide a vehicle suitable for a variety of building maintenance tasks		2021		100.0%	31	\$0.0	\$0.0	\$0.0	\$0.0	\$0.0		New Program	\$40,000.0	\$0.0	\$0.0	\$0.0	\$0.0	\$40,000.0
Admin Subtotals:									\$0.0	\$0.0	\$0.0	\$0.0	\$0.0			\$70,000.0	\$0.0	\$15,000.0	\$0.0	\$37,500.0	\$122,500.0
21-01	Discretionary	Parks & Recreation Community Center Feasibility Study & Design Services Construction	The Township has been programing to replace the activity space lost with the renovation of the Township Complex. Township volunteer boards spent last year working towards the goal of the feasibility study and design of the building.	Contract Awarded to MKSD on 8/18/20	Mid 2021	Bond	100.0%	18	\$0.0	\$60,000.0	\$60,000.0	\$0.0	(\$60,000.0)	Feasibility study planning underway		\$273,375.0	\$4,620,773.0	\$0.0	\$0.0	\$0.0	\$4,894,148.0
20-17	Mandated	Remediate Acoustics of Meeting Room	Remediate poor acoustical performance of new Meeting Room, to improve intelligibility of speech to both presenters and audience.	Q1	Q3		100.0%	31	\$0.0	\$0.0	\$0.0	\$25,000.0	\$25,000.0	Deferred to 2021		\$25,000.0	\$0.0	\$0.0	\$0.0	\$0.0	\$25,000.0
17-01	Continuation	DTWP Building Project	Replace the Township Municipal headquarters building and reconfigure/repurpose other existing buildings.			Bond	100.0%	18	\$174,713.6	\$0.0	\$174,713.6	\$175,000.0	\$286.4	Final Bills							
Building Subtotals:									\$174,713.6	\$60,000.0	\$234,713.6	\$200,000.0	(\$34,713.6)			\$298,375.0	\$4,620,773.0	\$0.0	\$0.0	\$0.0	\$4,919,148.0
Grand Totals:									\$612,373.7	\$1,899,138.9	\$2,511,512.6	\$3,465,873.0	\$954,360.4			\$5,678,888.3	\$5,995,773.0	\$1,986,000.0	\$1,110,000.0	\$2,529,500.0	\$17,300,161.3
Capital Project Fund (18) Total:									\$174,713.6	\$60,000.0	\$234,713.6	\$175,000.0	(\$59,713.6)			\$273,375.0	\$4,620,773.0	\$0.0	\$0.0	\$1,300,000.0	\$6,194,148.0
Capital Lease Expense Total:									\$0.0	\$0.0	\$0.0	\$0.0	\$0.0			\$344,000.0	\$0.0	\$82,000.0	\$0.0	\$82,000.0	\$508,000.0
All Other (05, 21, 23, 31, 35, 53) Total:									\$437,660.1	\$1,839,138.9	\$2,276,799.0	\$3,290,873.0	\$1,014,074.0			\$5,061,513.3	\$1,375,000.0	\$1,904,000.0	\$1,110,000.0	\$1,147,500.0	\$10,598,013.3

