

**DOYLESTOWN  
TOWNSHIP**

**2017 BUDGET**





**DOYLESTOWN TOWNSHIP**

**2017 BUDGETS**

- 1. GENERAL FUND**
- 3. FIRE FUND**
- 5 RECREATION FUND**
- 17. DEBT SERVICE FUND**
- 18. CAPITAL PROJECTS FUND**
- 21. OFFSITE IMPROVEMENT FUND**
- 23. CAPITAL FUND RAISING FUND**
- 25. RETENTION BASIN FUND**
- 27. BIKE & HIKE FUND**
- 29. OPEN SPACE FUND**
- 31. CAPITAL RESERVE FUND**
- 35. STATE LIQUID FUELS FUND**
- 41. WATER FUND**
- 51. COMMUNITY SERVICE MEMORIAL FUND**
- 52. AMBULANCE CORP FUND**
- 53. ROADS & BRIDGES FUND**

**PRELIMINARY ADOPTION:  
November 15, 2016**

**FINAL ADOPTION:  
December 20, 2016**

## TABLE OF CONTENTS

	PAGE
<b><u>GENERAL FUND</u></b>	
Income Schedule	14-18
Expenditure Schedule	19-29
<b><u>FIRE FUND</u></b>	
Income Schedule	30
Expenditure Schedule	30
<b><u>PARK &amp; REC FUND</u></b>	
Income Schedule	31-32
Expenditure Schedule	33-34
<b><u>DEBT SERVICE FUND</u></b>	
Income Schedule	35
Expenditure Schedule	36
<b><u>CAPITAL PROJECTS FUND</u></b>	
Income Schedule	37
Expenditure Schedule	37
<b><u>OFF-SITE IMPROVEMENT FUND</u></b>	
Income Schedule	38
Expenditure Schedule	39
<b><u>CAPITAL FUND RAISING FUND</u></b>	
Income Schedule	40
Expenditure Schedule	41
<b><u>RETENTION BASIN FUND</u></b>	
Income Schedule	42
Expenditure Schedule	42
<b><u>BIKE &amp; HIKE FUND</u></b>	
Income Schedule	43
Expenditure Schedule	43

**OPEN SPACE LAND PRESERVATION FUND**

Income Schedule	44
Expenditure Schedule	44

**CAPITAL RESERVE IMPROVEMENT FUND**

Income Schedule	45
Expenditure Schedule	46-47

**STATE LIQUID FUELS**

Income Schedule	48
Expenditure Schedule	49-50

**WATER FUND**

Income Schedule	51
Expenditure Schedule	51

**COMMUNITY SERVICE MEMORIAL FUND**

Income Schedule	52
Expenditure Schedule	52

**AMBULANCE CORP FUND**

Income Schedule	53
Expenditure Schedule	53

**ROADS AND BRIDGES**

Income Schedule	54
Expenditure Schedule	54

## SUPPORTING SCHEDULES

	<b>Schedule/Page</b>
Estimated Income from Real Estate Tax	A / 55
Local Enabling Act Taxes, Penalties, Licenses, Permits, Fines & Fees	B / 57
Earnings from Investments	C / 61
Grants and Contributions	D / 62
Transfers to Other Funds	F / 63
Employee Salaries – <i>Under separate cover</i>	H
Employer Contributions to Employee Benefits	I / 64
Property and Liability Insurance	J / 65
Training - School, Seminars, Convention and Travel	K / 66-67
Capital Purchases and Expenditures	L / 68-70
Debt Service Schedule	M / 71
Professional Services	N / 72-73
Vehicle Maintenance and Repair	O / 74-75
Highway Construction and Maintenance	P / 76-77
Energy Costs (Heat and Light)	Q / 78
Telephone, Postage, Printing and Advertising	R / 79
Equipment, Materials, Supplies and Uniforms	S / 80-81
Maintenance and Repair of Township Building	T / 82
Miscellaneous Expenditures	U / 83-84

## DOYLESTOWN TOWNSHIP 2016 REVISED BUDGET

Millage Rate	Fund #	Fund Name	*REVENUE	*EXPENSE	FUND BALANCES	Original Revenue Budget	Original Expense Budget
5.75	Fund #1	General Fund	\$8,775,131	\$8,833,453	\$3,857,961	\$8,247,687	\$8,949,937
1.25	Fund #3	Fire Fund	\$334,358	\$332,422	\$8,547	\$334,309	\$330,091
0.75	Fund #5	Recreation Fund	\$795,539	\$959,858	\$213,943	\$787,566	\$1,004,752
1.75	Fund #17	Debt Service	\$552,437	\$647,579	\$150,533	\$550,175	\$647,261
0	Fund #18	Building projects	\$0	\$0	\$0	\$0	\$0
0	Fund #21	Offsite Improvement Fund	\$700,111	\$395,500	\$747,727	\$502,700	\$394,800
0	Fund #23	Capital Fund Raising Fund	\$101,753	\$59,224	\$234,190	\$78,966	\$51,000
0	Fund #25	Retention Basin Fund	\$72	\$17,000	\$36,303	\$75	\$17,300
0	Fund #27	Bike & Hike Fund	\$1,538	\$120	\$12,625	\$10	\$0
0	Fund #29	Open Space Fund	\$3,651	\$3,650	\$272	\$1	\$0
0	Fund #31	Capital Reserve Fund	\$452,670	\$646,546	\$500,335	\$320,000	\$559,000
0	Fund #35	State Liquid Fuels Fund	\$546,910	\$580,525	\$240,560	\$533,091	\$558,525
0	Fund #41	Water Fund	\$568,067	\$556,110	\$31,177	\$568,047	\$560,455
0	Fund #51	CSM Fund	\$132	\$1,250	\$21,125	\$123	\$1,450
0.375	Fund #52	Ambulance Fund	\$100,787	\$100,305	\$7,995	\$100,137	\$99,150
1.00	Fund #53	Roads and Bridges Fund	\$808,990	\$800,000	\$8,990	\$806,934	\$800,000
10.875		<b>Total</b>	<b>\$13,742,146</b>	<b>\$13,933,543</b>	<b>\$6,072,282</b>	<b>\$12,829,821</b>	<b>\$13,973,721</b>
		Note:					
		*Includes interfund transfers.					

December 20, 2016

## DOYLESTOWN TOWNSHIP 2017 FINAL BUDGET

Millage Rate			*REVENUE	Used Reserve	*EXPENSE	FUND BALANCES
7.00	Fund #1	General Fund	\$9,354,235	(\$454,813)	\$9,809,048	\$3,403,148
1.25	Fund #3	Fire Fund	\$337,870	\$6,954	\$330,916	\$15,501
0.75	Fund #5	Recreation Fund	\$1,068,004	\$62,891	\$1,005,112	\$276,835
1.50	Fund #17	Debt Service	\$451,548	(\$85,042)	\$536,591	\$65,491
0	Fund #18	Building Projects	\$10,000,000	\$0	\$10,000,000	\$0
0	Fund #21	Offsite Improvement Fund	\$156,500	(\$292,800)	\$449,300	\$454,927
0	Fund #23	Capital Fund Raising Fund	\$78,300	\$27,300	\$51,000	\$261,490
0	Fund #25	Retention Basin Fund	\$75	(\$16,925)	\$17,000	\$19,378
0	Fund #27	Bike & Hike Fund	\$15	\$15	\$0	\$12,640
0	Fund #29	Open Space Fund	\$2,001	\$1	\$2,000	\$273
0	Fund #31	Capital Reserve Fund	\$1,586,000	\$116,500	\$1,469,500	\$616,835
0	Fund #35	State Liquid Fuels Fund	\$560,937	(\$25,901)	\$586,839	\$214,658
0	Fund #41	Water Fund	\$638,214	(\$7,935)	\$646,149	\$23,243
0	Fund #51	CSM Fund	\$131	(\$1,119)	\$1,250	\$20,006
0.375	Fund #52	Ambulance Fund	\$103,421	\$3,199	\$100,222	\$11,194
1.00	Fund #53	Roads and Bridges	\$926,173	\$1,173	\$925,000	\$10,163
11.875		<b>Total</b>	<b>\$25,263,424</b>	<b>(\$666,502)</b>	<b>\$25,929,926</b>	<b>\$5,405,780</b>
		Note:				
		* includes interfund transfers				

December 20, 2016

**DOYLESTOWN TOWNSHIP  
2017 FINAL BUDGET  
REAL ESTATE TAX MILLAGE**

		<u>2016</u>	<u>2017</u>
Fund #1	General Fund <sup>1</sup>	5.75	7.00
Fund #3	Fire Fund	1.25	1.25
Fund #5	Recreation Fund	0.75	0.75
Fund #17	Debt Service <sup>2</sup>	1.75	1.50
Fund #21	Offsite Improvement Fund	0.00	0.00
Fund #23	Capital Fund Raising	0.00	0.00
Fund #25	Detention Basin Fund	0.00	0.00
Fund # 29	Open Space Fund	0.00	0.00
Fund #31	Capital Reserve Fund	0.00	0.00
Fund #35	State Liquid Fuels	0.00	0.00
Fund # 41	Water Fund	0.00	0.00
Fund #52	Ambulance Fund	0.38	0.38
Fund #53	Roads & Bridges Fund	1.00	1.00
	<i>Millage</i> <b>TOTAL</b>	<b>10.875</b>	<b>11.875</b>
	<i>Increase (Decrease)</i>		<b>1.000</b>

<b>Gross Assessment</b>	272,712,460
<b>Value of One Mill</b>	272,712
<b>Allowance for discount and Uncollectible</b>	2%
<b>Net Mill</b>	267,258

Notes\*

<sup>1</sup>-The General Fund was to have the 1.25 mill reallocation of Debt Service in 2017 to bring the total of millage to 7.0 mills for the General

<sup>2</sup>-The Debt Service millage was due to decrease in 2016 to .5 mills from the payment of previous debt. 1.25 of the total 2016 millage was to be allocated to the General Fund. With the new millage increase of 1.00 mills in 2017, the Debt Service changed to 1.50 mills.



## DOYLESTOWN TOWNSHIP

## 2016 REVISED BUDGET to 2017 FINAL BUDGET REVENUE COMPARISON

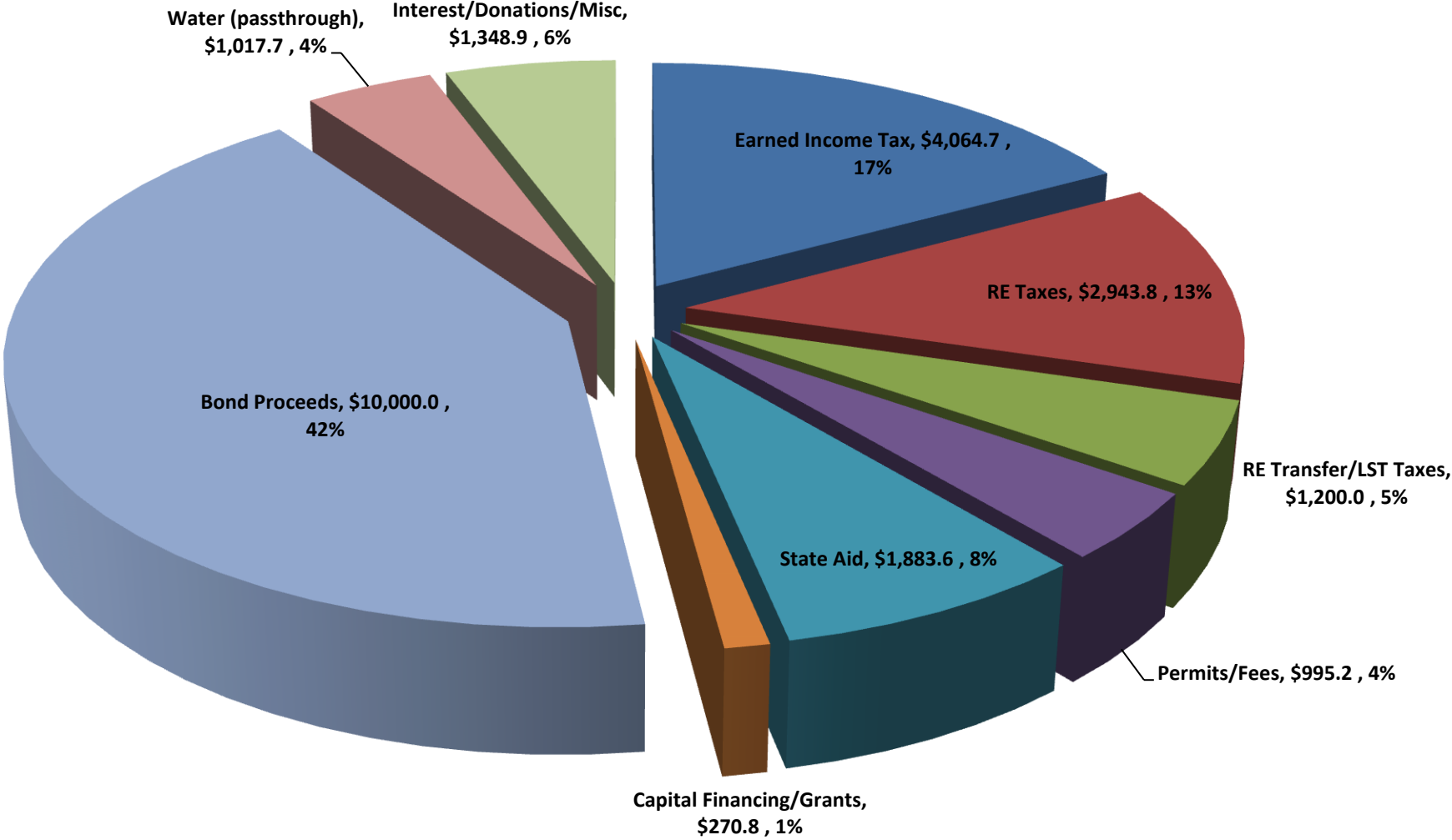
		<u>* 2016 Revised REVENUE</u>	<u>* 2017 Budgeted REVENUE</u>	<u>Change</u>	<u>Change (percentage)</u>	<u>Comments</u>
<b>Fund #1</b>	<b>General Fund</b>	\$8,775,131	\$9,354,235	\$579,103	6.60%	EIT/RE/LST, trans from fund 18, more fringe pay from DTMA
<b>Fund #3</b>	<b>Fire Fund</b>	\$334,358	\$337,870	\$3,512	1.05%	
<b>Fund #5</b>	<b>Recreation Fund</b>	\$795,539	\$1,068,004	\$272,464	34.25%	General Fund Transfer up \$170K
<b>Fund #17</b>	<b>Debt Service</b>	\$552,437	\$451,548	(\$100,889)	-18.26%	Less rev from current year taxes and from DTMA
<b>Fund #18</b>	<b>Building Projects</b>	\$0	\$10,000,000	\$10,000,000		New fund, Bond Issue
<b>Fund #21</b>	<b>Offsite Improvement Fund</b>	\$700,111	\$156,500	(\$543,611)	-77.65%	Less Hertiage Trial and Nesh. Greenway Trail Grants
<b>Fund #23</b>	<b>Capital Fund Raising Fund</b>	\$101,753	\$78,300	(\$23,453)	-23.05%	Less than expected funds from programs
<b>Fund #25</b>	<b>Retention Basin Fund</b>	\$72	\$75	\$3	0.00%	
<b>Fund #27</b>	<b>Bike &amp; Hike Fund</b>	\$1,538	\$15	(\$1,523)	0.00%	
<b>Fund #29</b>	<b>Open Space Fund</b>	\$3,651	\$2,001	(\$1,650)	-45.19%	Less transfer from General Fund
<b>Fund #31</b>	<b>Capital Reserve Fund</b>	\$452,670	\$1,586,000	\$1,133,330	250.37%	TAP Grant, increased transfer from General Fund
<b>Fund #35</b>	<b>State Liquid Fuels Fund</b>	\$546,910	\$560,937	\$14,028	2.56%	Motor Vehicle Fuel tax increase from state
<b>Fund #41</b>	<b>Water Fund</b>	\$568,067	\$638,214	\$70,147	12.35%	More revenue from DTMA
<b>Fund #51</b>	<b>CSM Fund</b>	\$132	\$131	(\$1)	-0.42%	
<b>Fund #52</b>	<b>Ambulance Fund</b>	\$100,787	\$103,421	\$2,634	2.61%	
<b>Fund #53</b>	<b>Roads and Bridges</b>	\$808,990	\$926,173	\$117,183	14.49%	Increased transfer from General Fund
	<b>Total</b>	\$ 12,933,156	\$ 24,337,251	\$11,404,095	88.18%	
	Note: * includes interfund transfers					

## DOYLESTOWN TOWNSHIP

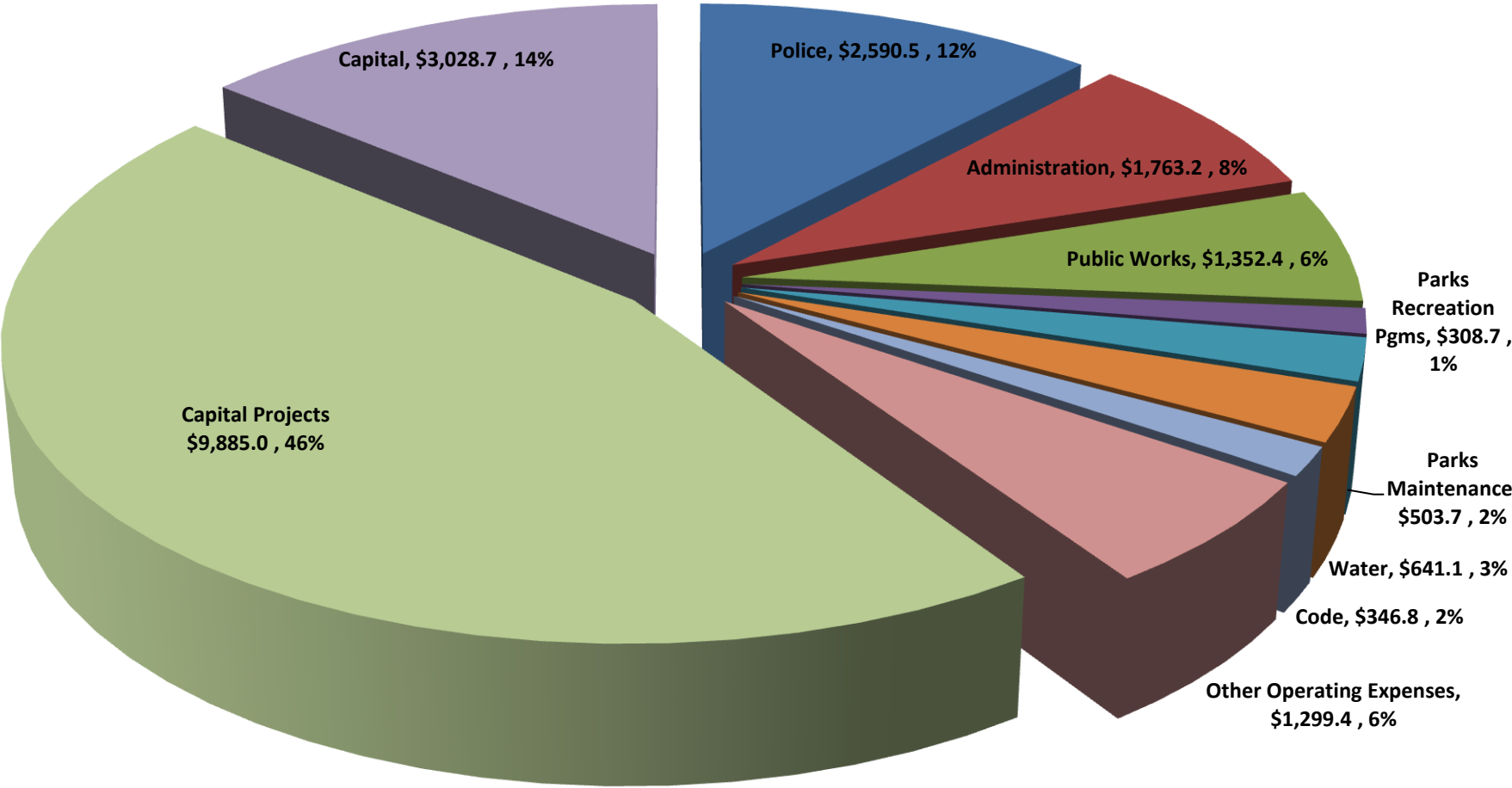
## 2016 REVISED BUDGET to 2017 FINAL BUDGET EXPENSE COMPARISON

		<u>* 2016 Revised EXPENSE</u>	<u>* 2017 Budgeted EXPENSE</u>	<u>Change</u>	<u>Change (percentage)</u>	<u>Comments</u>
Fund #1	General Fund	\$8,833,453	\$9,809,048	\$975,595	11.04%	Salaries, Fringe Benefits, Contracted Services, \$170K trans to P&R
Fund #3	Fire Fund	\$332,422	\$330,916	(\$1,506)	-0.45%	
Fund #5	Recreation Fund	\$959,858	\$1,005,112	\$45,254	4.71%	Save Kids Castle activity increase
Fund #17	Debt Service	\$647,579	\$536,591	(\$110,988)	-17.14%	Term loan obligation finished and lower amount on DVRFA loan
Fund #18	Building Projects	\$0	\$10,000,000	\$10,000,000		New fund, Bond Issue
Fund #21	Offsite Improvement Fund	\$395,500	\$449,300	\$53,800	13.60%	NGIII/Sandy Ridge Road trail related expenses
Fund #23	Capital Fund Raising Fund	\$59,224	\$51,000	(\$8,224)	-13.89%	Less projected expenditures for Golf Outing and Summer Concerts
Fund #25	Retention Basin Fund	\$17,000	\$17,000	\$0	0.00%	
Fund #27	Bike & Hike Fund	\$120	\$0	(\$120)	0.00%	
Fund #29	Open Space Fund	\$3,650	\$2,000	(\$1,650)	-45.21%	Heritage Conserv.
Fund #31	Capital Reserve Fund	\$646,546	\$1,469,500	\$822,954	127.28%	TAP Grant Parkway to YMCA
Fund #35	State Liquid Fuels Fund	\$580,525	\$586,839	\$6,314	1.09%	Road supplies increase
Fund #41	Water Fund	\$556,110	\$646,149	\$90,038	16.19%	Management salary for new hire
Fund #51	CSM Fund	\$1,250	\$1,250	\$0	0.00%	
Fund #52	Ambulance Fund	\$100,305	\$100,222	(\$83)	-0.08%	
Fund #53	Roads and Bridges	\$800,000	\$925,000	\$125,000	15.63%	Increased Road program
	<b>Total</b>	<b>\$ 13,133,543</b>	<b>\$ 25,004,926</b>	<b>11,871,384</b>	<b>90.39%</b>	
	Note: * includes interfund transfers.					

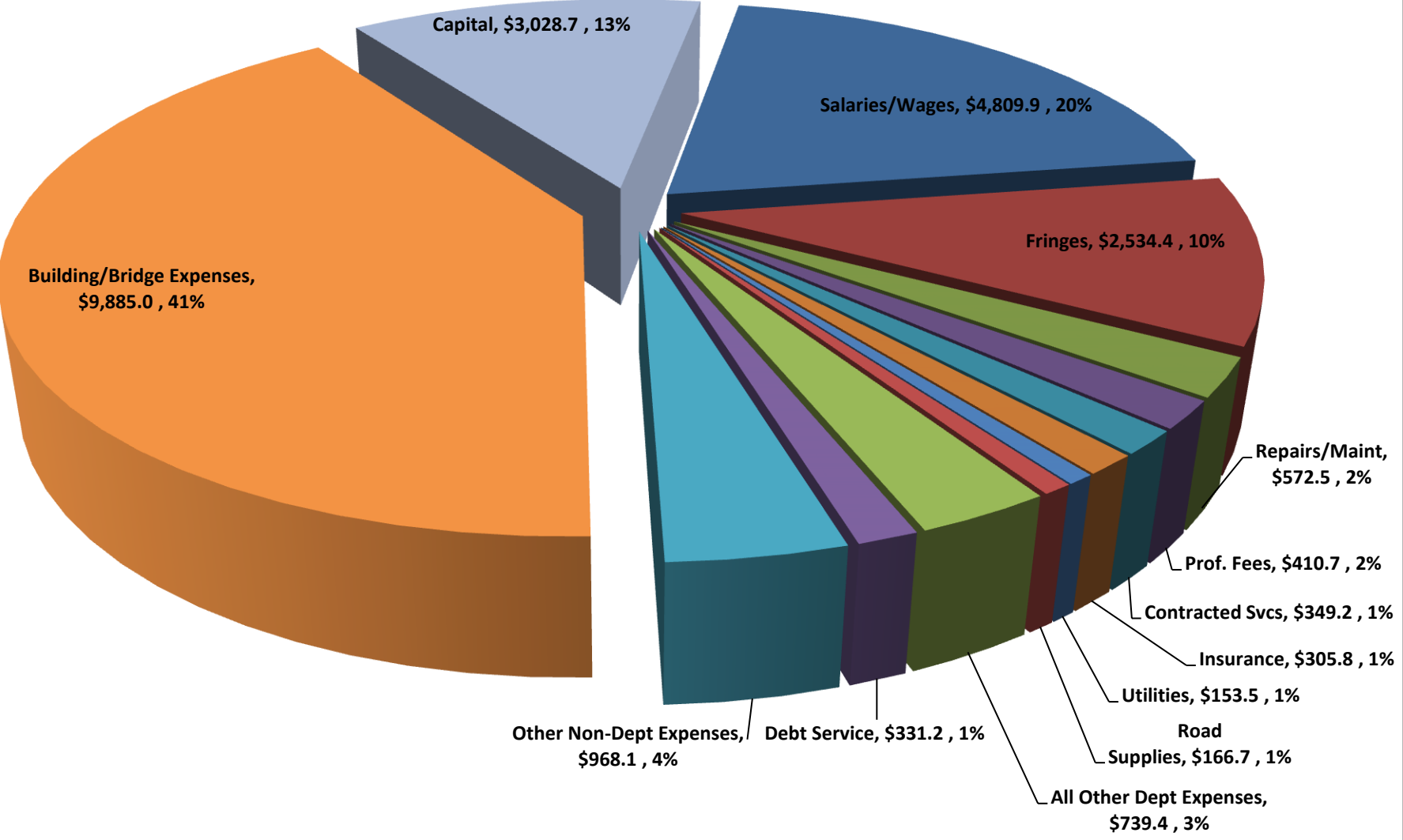
# PROPOSED 2017 BUDGET REVENUE by SOURCE



# PROPOSED 2017 BUDGET EXPENSES by DEPARTMENT

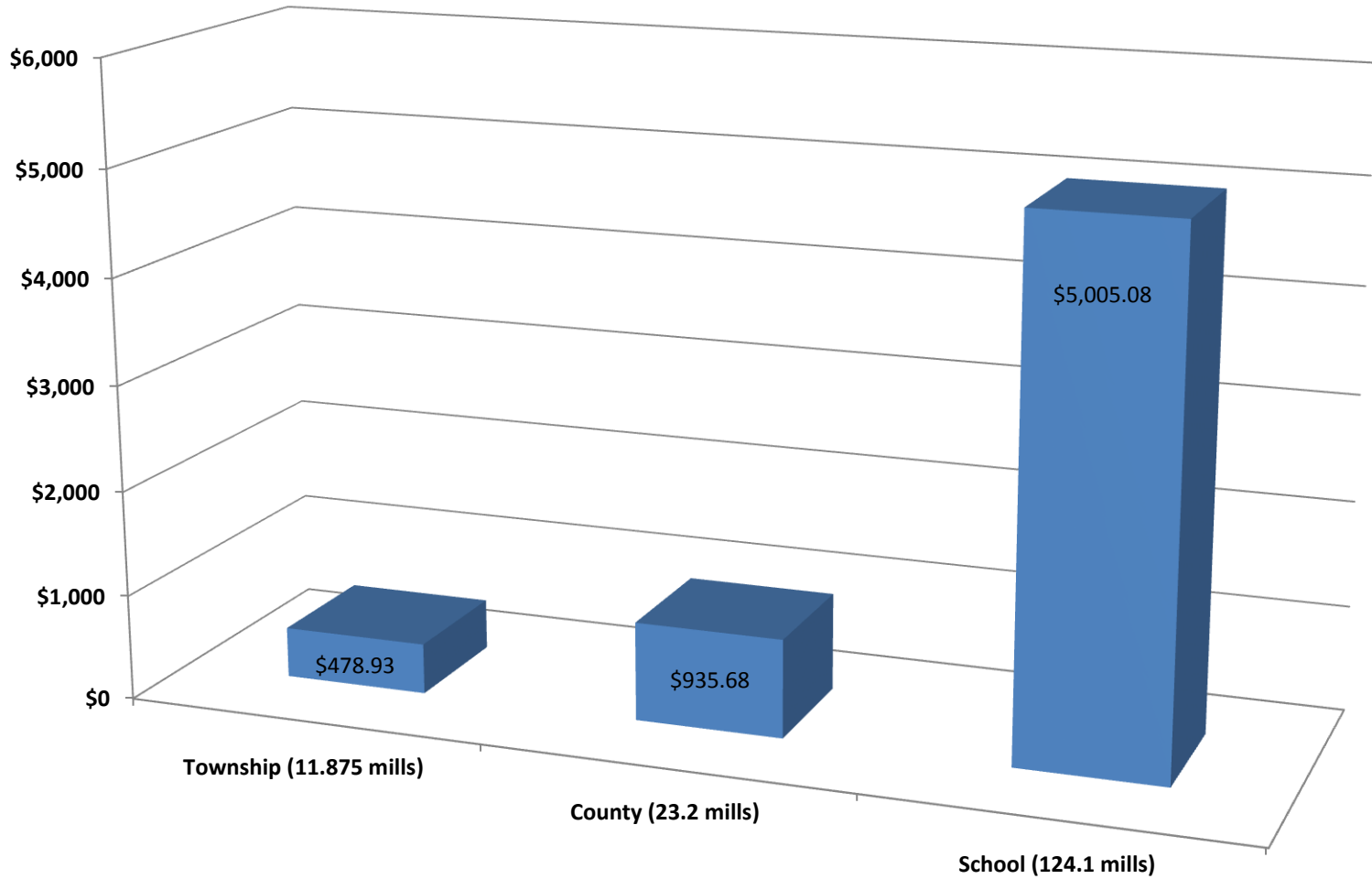


# PROPOSED 2017 BUDGET EXPENSES by FUNCTIONAL CATEGORY



# Doylestown Township Average 2017 Real Estate Taxes by Township, County, and School District

(1 mill = \$272,712)/Average Assessment = \$40,331



**DOYLESTOWN TOWNSHIP  
GENERAL FUND INCOME AND EXPENDITURE SCHEDULE  
2017 Budget, Fund 01**

	2013 ACTUAL	2014 ACTUAL	2015 ACTUAL	2016 REVISED	2016 BUDGET	2017 PROPOSED BUDGET	SCHEDULE A - Z
RESERVE FOR GENERAL FUND.	3,136,858	4,533,174	3,784,291	3,916,283	3,686,030	3,941,654	
<b>REVENUES</b>							
<b>301 REAL ESTATE TAXES - Millage</b>	GENERAL FUND	6.000	5.250	5.750	5.750	7.000	
.100 Real Est. Tax Current	1,574,546	1,364,531	1,499,042	1,520,409	1,520,409	1,870,807	A
.201 Act 515 Breach Tax							
.200 Prior Yr Tax Revenue	0	7,202	4,504	2,500	5,000	2,500	
.300 Delinquent Tax Collector	0	0	64	100	100	100	
.400 RE Taxes - Delinq. Tax Col.	16,170	15,548	21,526	20,500	20,500	20,400	A
	-----	-----	-----	-----	-----	-----	
Sub-total	1,590,716	1,387,281	1,525,136	1,543,509	1,546,009	1,893,807	
<b>310 LOCAL TAX ENABLING ACT</b>							
.100 Real Est. Transf.	580,532	510,470	493,375	643,096	448,440	600,000	B
.200 Earned Income Tax	0	0	9,600	0	0	0	
.210 Earned Income Tax - Current Yr	3,823,556	3,879,463	3,945,400	4,004,581	3,937,185	4,064,650	B
.500 Local Services Tax	505,238	617,027	627,473	600,000	541,350	600,000	B
	-----	-----	-----	-----	-----	-----	
Sub-total	4,909,325	5,006,960	5,075,849	5,247,677	4,926,975	5,264,650	
<b>321 BUSINESS LICENSES AND PERMITS</b>							
.300 Police and Protection	963	0	0	0	0	0	
.800 Cable TV Franchise Fee	176,708	181,781	181,960	222,400	185,400	207,270	B
.801 FIOS TV Franchise	210,157	219,561	228,695	228,000	216,300	239,400	B
.910 Pumper/Hauler Permits	3,064	1,335	950	850	850	850	
	-----	-----	-----	-----	-----	-----	
Sub-total	390,893	402,677	411,605	451,250	402,550	447,520	

DOYLESTOWN TOWNSHIP  
GENERAL FUND INCOME AND EXPENDITURE SCHEDULE  
(CONTINUED)

	2013 ACTUAL	2014 ACTUAL	2015 ACTUAL	2016 REVISED	2016 BUDGET	2017 PROPOSED BUDGET	SCHEDULE A - Z
<b>322 NON BUSINESS LICENSES &amp; PERMITS</b>							
.820 Rd. Encroachment Permits	1,305	0	0	0	0	0	B
	-----	-----	-----	-----	-----	-----	
Sub-total	1,305	0	0	0	0	0	
<b>331 FINES &amp; FORFEITS</b>							
.110 Veh. & Crime Fines	54,774	46,963	49,627	44,696	47,000	47,000	B
	-----	-----	-----	-----	-----	-----	
Sub-total	54,774	46,963	49,627	44,696	47,000	47,000	
<b>341 INTEREST &amp; RENTS</b>							
.010 Earn./Invest.	31,596	36,041	26,014	35,431	32,500	32,500	C
	-----	-----	-----	-----	-----	-----	
Sub-total	31,596	36,041	26,014	35,431	32,500	32,500	
<b>.330 INTERGOVERNMENTAL REVENUES</b>							
	3,714	10,494	11,049	11,500	11,500	11,500	
	-----	-----	-----	-----	-----	-----	
Sub-total	3,714	10,494	11,049	11,500	11,500	11,500	
<b>.530 State Capital and Operating Grants</b>							
	0	22,890	0	83,015	0	0	
	-----	-----	-----	-----	-----	-----	
Subtotal	0	22,890	0	83,015	0	0	
<b>354 REVENUE, GRANTS</b>							
.030 Community Development-ARLE Grant	0	0	25,622	6,625	0	0	
.530 State Capital and Operating Grants	0	22,890	0	83,015	0	0	
	-----	-----	-----	-----	-----	-----	
Sub-total	0	22,890	25,622	89,639	0	0	



DOYLESTOWN TOWNSHIP  
GENERAL FUND INCOME AND EXPENDITURE SCHEDULE  
(CONTINUED)

2017 Budget, Fund 01

	2013 ACTUAL	2014 ACTUAL	2015 ACTUAL	2016 REVISED	2016 BUDGET	2017 PROPOSED BUDGET	SCHEDULE A - Z
<b>355 STATE SHARED REVENUE</b>							
.000 State Shared Revenue & Entitlements	53,750	0	0	0	0	0	
.010 PUC Realty Tax	9,412	9,653	8,976	9,650	9,650	9,650	D
.070 Foreign Fire Premium Insurance Tx	191,001	179,639	171,573	170,270	200,000	200,000	D
.080 Liquor Licenses	2,700	2,700	2,400	2,000	5,100	3,000	
.120 Forgn Cas. Act 205	252,483	251,724	258,775	293,101	259,300	293,101	D
	-----	-----	-----	-----	-----	-----	
Sub-total	509,346	443,716	441,724	475,021	474,050	505,751	
<b>357 LOCAL GOVT OPERATING GRANTS</b>							
.200 Community Dev Grant	3,509	0	0	0	0	0	D
	-----	-----	-----	-----	-----	-----	
Sub-total	3,509	0	0	0	0	0	
<b>359 LOCAL GOVT. &amp; AUTH. PAYMENT IN LIEU OF TAXES</b>							
.100 Bcks Cnty Housing Auth.	19,826	19,826	19,826	19,825	19,825	19,825	B
.200 Neshaminy Manor	10,000	10,000	10,000	10,000	10,000	10,000	B
	-----	-----	-----	-----	-----	-----	
Sub-total	29,826	29,826	29,826	29,825	29,825	29,825	
<b>361 GENERAL GOVT. DEPARTMENT EARNINGS</b>							
.300 Subdiv. Ld. Dev. Fees (02)	36,410	21,150	6,310	8,000	8,000	6,000	B
.340 Zon Hearing Fees (02)	14,000	7,350	10,000	7,400	7,200	7,200	B
.350 Return Check Fee (01)	35	0	0	60	100	70	
.360 Escrow Admin. Fees (02)	8,288	15,783	10,133	10,000	10,000	10,000	B
.400 News Letter Ad Revenue	13,135	12,509	11,524	12,000	12,000	12,000	B
.500 Sale of Maps & Pub. (01)	151	329	187	217	200	200	
.501 Meeting Room Use Fee (01)	550	400	1,100	350	560	300	
.502 Cell Tower Lease (01)	59,513	62,023	64,514	63,413	62,310	63,400	B
	-----	-----	-----	-----	-----	-----	
Sub-total	132,082	119,545	103,768	101,441	100,370	99,170	

DOYLESTOWN TOWNSHIP  
GENERAL FUND INCOME AND EXPENDITURE SCHEDULE  
(CONTINUED)  
2017 Budget, Fund 01

	2013 ACTUAL	2014 ACTUAL	2015 ACTUAL	2016 REVISED	2016 BUDGET	2017 PROPOSED BUDGET	SCHEDULE A - Z
<b>362 PUBLIC SAFETY &amp; PROTECTION INSPECTION</b>							
.100 Sp. Police Serv.	26,272	21,089	45,381	32,791	25,000	25,000	B
.110 Sale of Acct. Rpts.	7,607	14,667	8,435	11,268	10,000	10,000	B
.120 Solicitor Permits	690	1,545	1,650	3,000	1,000	3,000	
.130 Security Alarm Monitoring	2,090	1,975	1,745	1,750	1,750	1,750	
.135 Fire Alarm	1,677	1,105	847	0	1,355	0	
.410 Blding Permits	490,079	138,296	172,163	130,000	140,000	140,000	B
.411 Mechanical Permit	48,052	25,728	40,181	17,242	35,000	20,000	B
.412 Electrical Permit	9,425	9,804	15,700	14,000	10,000	12,000	
.413 Demolition Permit	1,000	3,300	1,700	3,000	2,000	2,000	
.414 Permit/Cert of Compliance	12,343	15,033	4,540	2,333	4,000	3,000	
.415 PA UCC Fees	0	0	16,325	22,747	10,000	8,000	
.416 Burn Permit	50	0	50	350	200	200	
.420 Grading Permits	7,109	3,577	5,750	4,000	6,000	5,000	
.430 Plbing Permits	15,347	7,243	9,409	9,178	8,500	8,500	B
.435 Well Permit	925	150	225	400	500	500	
.445 Septage Inspection	50	12	0	0	0	0	
.460 Sign Permits	1,750	1,000	950	1,000	1,500	8,000	
.470 Deed Registration	2,580	2,270	2,296	3,000	2,200	3,000	
.480 Fire Prevention Permit	8,272	3,652	2,913	2,007	0	0	
.490 Fire Marshal Permit	100	50	365	150	150	150	
.820 Highway Occupancy	0	1,925	2,650	1,200	2,500	2,200	
363.010 Street Sidewalk and Curb Repair	100	0	0	0	0	0	
	-----	-----	-----	-----	-----	-----	
Sub-total	635,517	252,420	333,275	259,418	261,655	252,300	

DOYLESTOWN TOWNSHIP  
GENERAL FUND INCOME AND EXPENDITURE SCHEDULE  
(CONTINUED)  
2017 Budget, Fund 01

	2013 ACTUAL	2014 ACTUAL	2015 ACTUAL	2016 REVISED	2016 BUDGET	2017 PROPOSED BUDGET	SCHEDULE A - Z
<b>380 MISC. REVENUE</b>							
.010 Township	1,328	20,851	33,188	500	4,020	2,500	
.100 Sale of Surpls Prop.	14,315	13,630	61,853	17,500	17,500	17,500	B
.150 Rev. from DTMA	15,839	15,839	15,839	37,929	37,929	38,915	B
.152 Fringe Charged to DTMA	207,983	220,667	231,377	257,684	257,684	295,572	B
.160 Rev. fr Recycle Grant	47,117	38,258	64,593	73,524	58,120	73,524	B
.325 Insurance Reimbursement	0	5,347	16,297	61,689	0	66,200	
	-----	-----	-----	-----	-----	-----	
Sub-total	286,582	314,592	423,146	448,826	375,253	494,211	
<b>392 INTERFUND TRANSFERS</b>							
.018 Transfer from Capital Projects	0	0	0	0	0	240,000	
.021 Transfer from Offsite	0	0	13,239	20,000	20,000	20,000	
.060 Interfund Transfers-Transfer from Parks and Recreation	0	0	8,626	0	0	0	
.080 Transfer from Detention Basins	5,000	15,000	15,000	15,000	15,000	15,000	B
	-----	-----	-----	-----	-----	-----	
Sub-total	5,000	15,000	36,866	35,000	35,000	275,000	
<b>395 REFUNDS FROM PRIOR YEARS EXPENSE</b>							
.000 Refunds	24,721	11,196	2,049	2,575	5,000	1,000	
	-----	-----	-----	-----	-----	-----	
Sub-total	24,721	11,196	2,049	2,575	5,000	1,000	
	=====	=====	=====	=====	=====	=====	
<b>TOTAL REVENUES</b>	<b>8,608,906</b>	<b>8,122,491</b>	<b>8,495,556</b>	<b>8,858,824</b>	<b>8,247,687</b>	<b>9,354,235</b>	

DOYLESTOWN TOWNSHIP  
GENERAL FUND INCOME AND EXPENDITURE SCHEDULE  
2017 Budget, Fund 01

EXPENDITURES	2013 ACTUAL	2014 ACTUAL	2015 ACTUAL	2016 REVISED	2016 BUDGET	2017 PROPOSED BUDGET	SCHEDULE A - Z
<b>400 GENERAL GOVERNMENT</b>							
.113 Salary Supervisors	2,446	0	4,125	4,125	4,125	4,125	H
.121 Salary Management	126,643	131,061	130,585	151,426	151,426	193,946	H
.140 Salary Clerical	270,726	278,475	274,884	301,220	300,506	319,568	H
.147 Longevity	15,009	17,850	19,200	20,250	20,250	21,600	H
.148 Overtime	1,402	1,433	1,568	1,780	1,350	1,393	H
.192 Phy. Fitness Bene.	3,408	747	1,547	1,000	1,000	1,000	
.194 Med. & Phy. Exams	451	2,386	543	761	500	500	
.195 Clerical Fees	2,340	2,520	2,892	3,220	3,220	3,220	
.210 Supplies	7,154	15,448	8,930	7,500	11,500	10,500	S
.213 Sml Off/ Eqpt.	2,244	2,059	5,027	16,500	16,500	9,500	
.301 Credit Card Fees	1,072	922	1,222	1,457	1,200	1,600	
.302 Internet Web Site	5,336	5,221	5,815	6,355	5,750	6,000	
.304 TAB Video Communications	1,253	2,523	2,688	3,000	7,500	5,642	N
.321 Telephone	19,831	19,571	22,286	29,128	20,200	27,500	R
.322 PA One Call	1,847	2,154	2,027	3,025	2,200	3,000	
.325 Postage	12,353	12,094	13,525	14,500	14,500	15,500	R
.331 Travel Exp.	2,339	1,891	1,476	1,082	3,000	3,000	
.341 Advertising	11,960	13,447	8,281	11,912	11,912	11,912	R
.342 Printing	14,094	14,083	13,124	14,500	14,500	12,500	R
.345 Miscellaneous	5,875	3,672	5,547	3,375	4,000	4,500	
.353 Prem./ Bonds	3,045	681	364	3,295	3,295	3,295	
.374 Equip. Rep/Maint.	26,227	22,880	25,936	27,375	23,500	26,000	T
.386 Lease Office Equipment	20,798	20,497	12,176	15,000	22,600	15,000	S
.420 Dues & Sub. & Spec. Events	16,117	9,350	8,510	7,500	16,325	12,000	K
.422 E.A.C.	937	2,709	2,997	6,000	6,000	6,000	
.429 Permits	45	0	10	125	125	125	
.460 Mtg. Conf. Training	7,919	9,825	9,491	12,000	12,000	12,500	K
Sub-total	582,870	593,500	584,777	667,411	678,984	731,426	
<b>402 AUDITING</b>							
.000 Acct. & Aud.	13,900	11,115	11,115	18,015	13,500	21,000	N
.300 Administrative Costs - Pension Expenses	0	0	1,250	1,500	1,500	1,500	N
Sub-total	13,900	11,115	12,365	19,515	15,000	22,500	
<b>403 TAX COLLECTION</b>							
.114 Salary	23,485	23,602	23,840	23,788	23,788	23,788	H
.318 EIT Collection Fee	55,062	53,222	53,363	55,000	55,000	55,500	N
.319 LST Collection Fee	9,454	10,316	10,601	9,100	9,100	9,500	N
.325 Postage	1,643	1,752	1,755	1,762	1,750	1,800	
.342 Printing	1,393	1,600	1,565	1,571	1,600	1,600	
.353 Bonding	1,162	0	0	0	0	0	
.460 Mtg. Conf. Training	0	0	675	500	1,000	1,000	
Sub-total	92,199	90,491	91,800	91,720	92,238	93,188	

DOYLESTOWN TOWNSHIP  
GENERAL FUND INCOME AND EXPENDITURE SCHEDULE  
(CONTINUED)  
2017 Budget, Fund 01

	2013 ACTUAL	2014 ACTUAL	2015 ACTUAL	2016 REVISED	2016 BUDGET	2017 PROPOSED BUDGET	SCHEDULE A - Z
<b>404 LEGAL</b>							
.314 Prof. Serv.-Legal	47,573	32,213	71,816	61,121	45,000	45,000	N
.315 Legal Hancock/Rte 263	1,033	0	0	0	0	0	
	-----	-----	-----	-----	-----	-----	
Sub-total	48,605	32,213	71,816	61,121	45,000	45,000	
<b>408 ENGINEERING</b>							
.313 Prof.Serv.-Engineer	144,415	221,304	202,474	137,609	130,000	200,000	N
.315 Architect Prof Fees - Building Related	0	0	40,998	75,000	75,000	125,000	N
.316 Traffic Engineer	81,236	139,263	146,572	97,559	140,000	55,000	N
	-----	-----	-----	-----	-----	-----	
Sub-total	225,651	360,567	390,043	310,168	345,000	380,000	
<b>409 BUILDING &amp; PLANT</b>							
.120 Salary	162,878	126,584	135,155	132,043	132,043	135,476	H
.147 Longevity	3,390	4,695	4,635	4,725	4,725	5,025	H
.148 Overtime	321	744	3,804	1,000	6,250	5,000	
.213 Sml Off/Eqpt.	360	543	33	202	1,000	750	
.220 Op. Supls.	9,695	14,170	13,615	14,500	12,000	14,500	
.230 Heat Fuel	13,914	12,306	7,500	0	0	0	Q
.231 Gasoline	389	449	279	250	500	350	
.238 Clth & Unf	1,166	3,316	1,281	3,300	3,300	3,300	
.251 Maint. & Rep (Veh)	177	514	375	1,000	1,000	1,000	
.321 Fire Alarms/ Telephones	2,230	2,217	1,561	5,600	2,800	2,800	
.361 Utilities	29,042	28,279	34,515	33,880	50,000	40,000	Q
.370 Rep/Maint Services	8,235	7,579	6,378	11,200	11,200	0	T
.373 Maint & Rep.	25,859	30,704	25,277	32,400	32,400	45,000	T
.454 Contracted Services	0	3,011	2,843	3,500	3,500	0	
.460 Training	0	375	1,326	1,500	1,500	2,000	
.730 Capital Purchase-PW Pre Fab Storage Project	0	0	57	0	0	0	
.750 Minor Equipment	3,749	4,749	3,491	4,000	4,000	14,000	
	-----	-----	-----	-----	-----	-----	
Sub-total	261,405	240,235	242,126	249,100	266,218	269,201	

DOYLESTOWN TOWNSHIP  
GENERAL FUND INCOME AND EXPENDITURE SCHEDULE  
(CONTINUED)  
2017 Budget, Fund 01

	2013 ACTUAL	2014 ACTUAL	2015 ACTUAL	2016 REVISED	2016 BUDGET	2017 PROPOSED BUDGET	SCHEDULE A - Z
<b>410 POLICE PROTECTION</b>							
.123 Salary Police Department	1,551,855	1,734,310	1,800,100	1,871,024	1,871,024	1,971,759	H
.140 Salary Clerical	79,205	80,011	82,074	84,181	84,181	86,319	H
.142 Salary Crossing Guard	8,598	8,866	8,869	9,028	9,028	9,263	H
.144 Salary Fire Police	0	4,951	4,314	7,500	7,500	8,000	H
.144 Salary Fire Police (history)	4,123	0	0	0	0	0	H
.146 Holiday Pay	75,377	78,869	81,151	85,677	85,677	93,841	H
.147 Long. Pay	43,890	45,390	50,393	47,525	41,850	45,300	H
.148 Overtime Pay	110,934	59,832	84,474	90,000	90,000	90,000	H
.149 Court Time	30,596	21,570	29,088	25,000	38,000	35,000	H
.192 Physical Fitness Ben	2,184	2,209	2,739	3,000	3,000	3,000	
.193 Tuition Reimburse.	0	1,338	1,338	0	3,000	3,000	K
.196 Unif.Dry Cln.	16,025	15,987	16,000	17,100	17,100	16,650	H
.213 Sml Off/Eqpt	1,533	2,221	2,808	3,000	3,000	3,000	
.215 Ammo & Supls.	5,722	9,743	8,457	8,083	10,650	8,968	S
.216 Special Response Team	3,000	4,000	4,600	4,600	5,000	5,000	
.220 Matls. & Supls.	800	0	1,072	1,750	1,750	1,750	
.238 Uniforms	20,700	22,667	22,666	19,824	19,824	28,232	S
.241 Gen. Exp.	2,060	1,381	2,161	3,100	3,100	3,100	
.250 Dare. Exp.	1,282	1,418	1,308	1,513	1,513	1,600	
.261 Invst. Eqpt.	5,417	5,120	5,208	6,228	6,228	13,050	S
.321 Telephone	14,410	13,797	14,306	14,500	14,500	14,500	R
.327 Radio Maint.	326	0	0	750	1,200	1,200	
.342 Printing	421	597	483	552	500	500	
.460 Schl/Sem.	5,653	4,510	4,591	10,598	11,000	29,000	K
.461 Schl/Sem. Ch. & Lt.	1,427	2,298	3,439	0	4,000	4,000	K
Sub-total	1,985,540	2,121,085	2,231,637	2,314,533	2,332,625	2,476,032	

DOYLESTOWN TOWNSHIP  
GENERAL FUND INCOME AND EXPENDITURE SCHEDULE  
(CONTINUED)

2017 Budget, Fund 01

	2013 ACTUAL	2014 ACTUAL	2015 ACTUAL	2016 REVISED	2016 BUDGET	2017 PROPOSED BUDGET	SCHEDULE A - Z
<b>411 FIRE SAFETY</b>							
.140 Salary Clerical	17,239	13,618	15,151	20,003	20,003	19,980	H
.143 Salary Fire Marshal	49,461	55,822	60,670	69,250	69,250	71,009	H
.147 Long. Fire Marshal	0	1,425	1,500	1,575	1,575	1,725	
.148 Overtime	1,285	2,595	1,826	3,537	2,600	2,600	
.213 Sml Off/Eqpt	2,564	2,559	2,763	1,800	2,000	4,000	
.220 Supplies	1,269	1,848	1,339	1,271	1,800	1,500	
.238 Uniforms	1,809	2,007	2,441	1,079	1,000	1,000	
.251 Maint. & Rep (Veh)	636	2,087	454	500	2,000	2,000	
.300 Public Safety Fire Relief	191,001	179,639	171,573	200,000	200,000	200,000	
.320 Fire Safety Communications	0	12,367	0	500	1,000	0	
.321 Telephone	3,302	3,894	2,149	1,690	2,500	2,500	
.460 Training	2,262	1,897	1,684	2,500	2,500	3,500	
	-----	-----	-----	-----	-----	-----	
Sub-total	270,829	279,758	261,551	303,704	306,228	309,814	
<b>412 POLICE VEHICLE EXPENSE</b>							
.231 Gasoline	54,383	61,535	38,245	31,000	55,000	35,000	O
.234 Oil	999	1,223	1,598	1,600	1,600	1,600	
.252 Prev. Maint.	864	764	455	1,200	1,200	1,200	
.253 Speed. Calib.	1,762	2,160	1,626	2,200	2,200	2,200	
.254 Vehicle Maint.	748	1,010	887	3,500	3,500	3,500	
.256 Body Repair	0	1,047	2,407	5,000	5,000	5,000	O
.257 Tires	3,839	3,980	3,688	4,000	4,000	4,000	
.262 Minor Vehicle Equipment	28,301	26,238	38,093	35,000	35,000	45,000	O
	-----	-----	-----	-----	-----	-----	
Sub-total	90,896	97,958	86,996	83,500	107,500	97,500	

DOYLESTOWN TOWNSHIP  
GENERAL FUND INCOME AND EXPENDITURE SCHEDULE  
(CONTINUED)

2017 Budget, Fund 01

	2013 ACTUAL	2014 ACTUAL	2015 ACTUAL	2016 REVISED	2016 BUDGET	2017 PROPOSED BUDGET	SCHEDULE A - Z
<b>414 PLANNING &amp; ZONING</b>							
.122 Salary Bldg Insp./Zoning	60,880	63,165	64,173	67,653	67,653	69,371	H
.140 Salary Clerical	19,711	15,024	19,298	20,003	20,003	19,980	H
.191 Inspection Services	19,260	19,605	19,620	25,000	25,000	25,000	N
.195 Clk. Fee (P/C Recd Secretary.	1,300	1,400	1,260	3,000	1,955	3,000	
.210 Off. Supls.	1,665	1,069	1,499	1,606	3,000	3,000	
.231 Gasoline	2,441	2,800	1,738	1,500	2,500	2,000	
.251 Maint. & Rep. Auto	488	1,376	821	1,500	1,500	1,500	
.306 Prof. Serv. Arborist	1,200	1,200	1,200	1,200	1,200	1,200	
.312 Pl. Consultant	916	55,841	87,759	62,000	50,000	70,000	N
.314 Sp. Legal Serv.	8,540	6,458	22,192	15,935	10,000	12,000	N
.342 Printing	5,769	5,473	3,878	6,000	6,000	18,000	R
.374 Equip. Rep & Maint	3,581	4,163	3,281	5,000	5,000	5,000	T
.460 Training	1,173	964	1,338	1,326	1,800	1,800	
.500 Grants, Cont. & Subsidies	2,521	2,521	2,521	3,000	3,000	3,000	
	-----	-----	-----	-----	-----	-----	
Sub-total	129,446	181,058	230,579	216,745	200,611	236,851	



DOYLESTOWN TOWNSHIP  
GENERAL FUND INCOME AND EXPENDITURE SCHEDULE  
(CONTINUED)

2017 Budget, Fund 01

	2013 ACTUAL	2014 ACTUAL	2015 ACTUAL	2016 REVISED	2016 BUDGET	2017 PROPOSED BUDGET	SCHEDULE A - Z
<b>415 EMERGENCY MANAGEMENT</b>							
.220 Civ. Defense Matls.	899	1,923	3,203	3,000	3,500	3,500	
.460 Schls/Sem.	160	40	0	500	1,000	800	
	-----	-----	-----	-----	-----	-----	
Sub-total	1,059	1,963	3,203	3,500	4,500	4,300	
<b>416 POLICE HEADQUARTERS</b>							
.191 Recruiting	3,874	1,621	2,000	0	2,000	2,000	
.194 Med. & Phy. Exams	1,615	3,370	578	500	2,500	500	
.220 Operating Supls.	2,904	3,448	3,154	4,000	4,000	4,000	
.374 Equip. Rep & Maint	14,124	32,322	24,185	29,572	29,572	35,600	T
	-----	-----	-----	-----	-----	-----	
Sub-total	22,517	40,761	29,917	34,072	38,072	42,100	
<b>428 PUBLIC WORKS - WEED CONTROL</b>							
.220 Pub. Wks. Serv. Supls	404	622	530	668	600	650	
.374 Rep. of Tls. & Mach.	151	867	819	1,000	1,000	1,000	
	-----	-----	-----	-----	-----	-----	
Sub-total	555	1,490	1,350	1,668	1,600	1,650	
<b>429 SEPTAGE DEPARTMENT</b>							
.140 Salary Clerical	8,303	4,746	7,676	7,700	7,700	7,700	H
.220 Supplies	74	0	0	50	50	50	
.313 Prof.Serv.-Engineer	0	1,616	55	1,184	625	1,000	
.314 Prof. Serv. - Legal	4,198	5,363	9,546	4,000	6,000	6,000	
.325 Postage	26	36	1,287	1,750	1,750	1,750	
.342 Printing	0	510	513	0	650	0	
.374 Equip. Rep & Maint	175	230	59	300	300	300	
	-----	-----	-----	-----	-----	-----	
Sub-total	12,775	12,500	19,136	14,984	17,075	16,800	

DOYLESTOWN TOWNSHIP  
GENERAL FUND INCOME AND EXPENDITURE SCHEDULE  
(CONTINUED)  
2017 Budget, Fund 01

	2013 ACTUAL	2014 ACTUAL	2015 ACTUAL	2016 REVISED	2016 BUDGET	2017 PROPOSED BUDGET	SCHEDULE A - Z
<b>430 HIGHWAY MAINTENANCE</b>							
GENERAL SERVICE							
.144 Salary Road Worker	158,607	313,917	374,774	414,223	414,223	422,397	H
.147 Longevity	14,850	7,350	8,700	9,450	9,450	10,200	H
.148 Highway Maintenance Overtime	14,047	13,178	14,004	16,232	15,500	20,135	H
.231 Gasoline	8,626	10,498	6,201	9,000	11,000	9,000	O
.232 Diesel Fuel	12,931	16,918	12,944	8,495	22,000	11,000	O
.234 Oil	2,041	1,417	1,434	1,800	1,800	1,800	
.238 Clth. & Unf.	9,904	9,106	12,284	11,000	18,000	11,000	S
.245 Hwy. Supls/Ptch	16,990	25,117	13,588	25,000	25,000	0	P
.262 Minor Eqpt.	7,817	6,041	3,565	8,000	8,000	8,000	S
.264 Hand Tools	939	1,236	1,500	1,500	1,500	1,500	
.327 Radio Eqpt-Maint.	0	20,141	0	0	0	0	
.365 Debris Disposal	8,173	13,360	9,113	15,000	13,000	18,000	U
.374 Rep & Maint--Equip.	6,042	10,021	2,728	8,000	8,000	8,000	O
.384 Rent Mach & Equip	950	1,710	1,200	10,000	18,750	10,000	S
.452 Contracted Tree Trimming	27,630	6,350	52,970	50,000	50,000	50,000	U
.456 Detent. Basin Mowing	13,216	11,790	28,930	38,000	38,000	40,000	U
.460 Training	60	85	60	500	500	500	
Sub-total	302,823	468,232	543,995	626,200	654,723	621,532	

DOYLESTOWN TOWNSHIP  
GENERAL FUND INCOME AND EXPENDITURE SCHEDULE  
(CONTINUED)

2017 Budget, Fund 01

	2013 ACTUAL	2014 ACTUAL	2015 ACTUAL	2016 REVISED	2016 BUDGET	2017 PROPOSED BUDGET	SCHEDULE A - Z
<b>432 HIGHWAY MAINT-SNOW &amp; ICE REMOVAL</b>							
.148 Overtime Wages	5,812	0	0	0	0	0	H
.220 Snow/Ice Removal Sup	22,423	74,382	549	0	0	0	P
.457 Contracted Snow Removal	20,020	0	0	0	0	0	P
Sub-total	48,255	74,382	549	0	0	0	
<b>433 HIGHWAY TRAFFIC CONTROL</b>							
.246 Supls,Paint,Sgn etc.	9,033	17,217	19,910	25,000	25,000	10,000	P
.451 Contract Repair	49,110	48,573	55,584	8,437	6,000	0	P
.453 Contract Serv-Line	21,198	26,052	23,464	0	0	0	P
Sub-total	79,340	91,841	98,959	33,437	31,000	10,000	
<b>434 STREET LIGHTING</b>							
.361 Electricity	1,195	1,174	996	1,200	1,200	0	
.362 Street Light Repairs	13,019	10,500	123	19,121	1,000	6,000	P
Sub-total	14,214	11,675	1,119	20,321	2,200	6,000	

DOYLESTOWN TOWNSHIP  
GENERAL FUND INCOME AND EXPENDITURE SCHEDULE  
(CONTINUED)  
2017 Budget, Fund 01

	2013 ACTUAL	2014 ACTUAL	2015 ACTUAL	2016 REVISED	2016 BUDGET	2017 PROPOSED BUDGET	SCHEDULE A - Z
<b>436 STORM SEWERS &amp; DRAINS</b>							
.361 Electricity	173	0	0	0	0	0	
	-----	-----	-----	-----	-----	-----	
Sub-total	173	0	0	0	0	0	
<b>437 HIGHWAY MAINT-TOOLS &amp; EQUIP.</b>							
.254 Minor Equip. Maint.	912	89	570	1,000	1,000	1,000	
.255 Major Equip. Maint	10,995	9,701	4,608	16,000	16,000	12,000	O
.257 Tires	4,491	2,606	3,950	5,200	5,200	5,200	O
.455 Cont. Rep. of Equip.	3,488	7,756	58	8,000	8,000	8,000	O
	-----	-----	-----	-----	-----	-----	
Sub-total	19,886	20,151	9,185	30,200	30,200	26,200	
<b>446 STORM WATER MANAGEMENT</b>							
.140 Salary	5,740	1,394	1,651	6,200	6,200	6,200	H
.220 Operating Supplies	1,528	76	250	500	500	500	
.312 Planning Consultant	0	0	0	500	500	1,000	
.313 Engineering Services	23,922	33,836	30,947	25,000	25,000	60,000	N
.314 Legal Services	0	220	0	523	500	1,000	
.325 Postage	25	19	200	200	200	200	
.341 Advertising	1,238	1,286	1,301	1,350	1,350	1,350	
.365 Storm Water Mgt-Str Sweeping	37,980	39,236	41,543	0	0	0	
.366 Storm Water Mgt-Str Bank Stabil.	0	0	318	7,000	7,000	7,000	
.420 Dues & Subscriptions	450	0	0	450	450	450	
.460 Training	40	0	239	250	300	500	
	-----	-----	-----	-----	-----	-----	
Sub-total	70,922	76,068	76,449	41,973	42,500	78,200	

DOYLESTOWN TOWNSHIP  
GENERAL FUND INCOME AND EXPENDITURE SCHEDULE  
(CONTINUED)  
2017 Budget, Fund 01

	2013 ACTUAL	2014 ACTUAL	2015 ACTUAL	2016 REVISED	2016 BUDGET	2017 PROPOSED BUDGET	SCHEDULE A - Z
<b>452 Parks Maintenance</b>							
.148 Overtime	0	0	0	1,330	0	0	
.374 Expense, General-Parks Maintenance	0	0	0	96	0	0	
	-----	-----	-----	-----	-----	-----	
Sub-total	0	0	0	1,426	0	0	
<b>458 Senior Citizens Task Force</b>							
.340 Senior Citizens Taskforce	0	0	0	500	500	500	
	-----	-----	-----	-----	-----	-----	
Sub-total	0	0	0	500	500	500	
<b>459 Donations &amp; Contributions</b>							
.023 Spectator Rec	10,000	18,500	18,500	18,500	18,500	18,500	U
	-----	-----	-----	-----	-----	-----	
Sub-total	10,000	18,500	18,500	18,500	18,500	18,500	
<b>461 Conservation of Natural Resources</b>							
.711 Conservation of Natural Resources	4,529	2,315	0	11,131	0	11,500	
	-----	-----	-----	-----	-----	-----	
Sub-total	4,529	2,315	0	11,131	0	11,500	
<b>462 COMMUNITY DEVELOPMENT</b>							
.720 Purchase of easements P Ridge/Woods	0	0	50,374	0	20,000	0	
	-----	-----	-----	-----	-----	-----	
Sub-total	0	0	50,374	0	20,000	0	
<b>471 Capital Leases</b>							
.100 Capital Leases	164,493	195,294	193,692	204,704	204,704	246,995	S
	-----	-----	-----	-----	-----	-----	
Sub-total	164,493	195,294	193,692	204,704	204,704	246,995	
<b>483 RETIREMENT CONTRIBUTION</b>							
.160 Non-Uniform	311,570	340,156	308,458	328,165	328,165	327,506	I
.161 Non-uniform MMO - DC Plan	0	0	25,140	30,479	30,479	32,911	I
.163 Police Pension	402,216	418,958	423,269	376,141	376,141	394,187	I
	-----	-----	-----	-----	-----	-----	
Sub-total	713,786	759,114	756,867	734,785	734,785	754,604	
<b>486 INSURANCE PREMIUMS</b>							
.152 Dental Insurance	76,076	91,895	98,473	92,601	92,601	85,113	I
.155 Vision Care	4,927	5,456	3,581	4,941	4,941	5,022	I
.158 Life Insurance	34,131	34,897	35,363	36,551	36,551	38,420	I
.159 Medical Insurance	617,376	833,499	1,068,834	997,192	997,192	1,019,995	I
.161 FICA	293,415	311,484	328,745	342,141	342,141	357,015	I
.162 PA Unemploy.Comp.Tax	25,176	25,154	13,144	12,241	12,241	12,431	I
.164 Deferred Comp (Nationwide)	32	20	20	20	20	20	
.165 Deferred Comp (Valic)	7,725	6,424	6,667	7,200	7,200	7,200	U
.166 Deferred Comp (MS)	4,877	2,303	90	0	0	0	U
.167 Deferred Comp-Bernie Wealth	0	2,749	4,573	4,700	4,700	4,700	
.352 Fire/Libty/Auto Ins.	246,311	265,891	276,557	274,930	298,887	291,284	J
.354 Workman's Comp.	99,567	143,589	147,659	164,029	164,029	165,521	J
.355 Post Employment Health Pln	48,018	48,514	48,624	56,601	56,601	57,684	I
	-----	-----	-----	-----	-----	-----	
Sub-total	1,457,632	1,771,874	2,032,331	1,993,147	2,017,104	2,044,404	

DOYLESTOWN TOWNSHIP  
GENERAL FUND INCOME AND EXPENDITURE SCHEDULE  
(CONTINUED)  
2017 Budget, Fund 01

	2013 ACTUAL	2014 ACTUAL	2015 ACTUAL	2016 REVISED	2016 BUDGET	2017 PROPOSED BUDGET	SCHEDULE A - Z
<b>491 REFUNDS OF PRIOR YEARS</b>							
.415 Refunds & Returns	11,323	39,191	3,133	997	2,200	1,500	
.416 PLGIT CD Investment Fee	1,238	991	1,115	741	870	750	
	-----	-----	-----	-----	-----	-----	
Sub-total	12,561	40,182	4,248	1,738	3,070	2,250	
<b>492 INTERFUND TRANSFERS</b>							
.005 Trnsf. to P & R Fund-Op.	288,555	420,000	230,000	200,000	200,000	370,000	F
.023 Trnsf. To CFR Fund	0	0	90,000	0	0	0	
.029 Trnsf. To Open Space	6,400	6,991	0	3,650	0	2,000	F
.031 Trnsf. to Cap. Res.	850,000	850,000	0	0	0	235,000	F
.053 Trnsf. To Roads & Bridges	0	0	0	540,000	540,000	655,000	F
	-----	-----	-----	-----	-----	-----	
Sub-total	1,144,955	1,276,991	320,000	743,650	740,000	1,262,000	
	=====	=====	=====	=====	=====	=====	
<b>TOTAL EXPENDITURES</b>	<b>7,781,817</b>	<b>8,871,374</b>	<b>8,363,564</b>	<b>8,833,453</b>	<b>8,949,937</b>	<b>9,809,048</b>	
	=====	=====	=====	=====	=====	=====	
<b>EXCESS REVENUES (EXPEND.)</b>	<b>827,089</b>	<b>(748,883)</b>	<b>131,992</b>	<b>25,371</b>	<b>(702,250)</b>	<b>(454,813)</b>	
<b>REMAINING RESERVE</b>		<b>3,784,291</b>	<b>3,916,283</b>	<b>3,941,654</b>	<b>2,983,780</b>	<b>3,486,841</b>	

**DOYLESTOWN TOWNSHIP  
FIRE FUND INCOME AND EXPENDITURE SCHEDULE  
2017 Budget, Fund 03**

	2013 ACTUAL	2014 ACTUAL	2015 ACTUAL	2016 REVISED	2016 BUDGET	2017 PROPOSED BUDGET	SCHEDULE A - Z
<b>RESERVE FOR FIRE FUND REVENUES</b>	5,495	4,447	12,542	6,611	6,611	8,547	
<b>301 REAL PROPERTY TAXES - Millage</b>	<b>FIRE TAX</b>	<b>1.250</b>	<b>1.250</b>	<b>1.250</b>	<b>1.250</b>	<b>1.250</b>	
.100 RE Tax Cur. Yr.	327,428	324,888	325,960	330,524	330,524	334,073	A
.200 Prior Year	0	1,658	979	0	0	0	A
.300 RE Tax Delqt Tax Collector	0	0	14	0	0	0	A
.400 RE Tax Delqt.	3,337	3,702	4,680	3,700	3,700	3,642	A
	-----	-----	-----	-----	-----	-----	
Sub-total	330,765	330,248	331,632	334,224	334,224	337,715	
<b>341 INTEREST &amp; RENTS</b>							
.010 Interest Earned	67	86	64	134	85	155	C
	-----	-----	-----	-----	-----	-----	
Sub-total	67	86	64	134	85	155	
	=====	=====	=====	=====	=====	=====	
<b>TOTAL REVENUES</b>	<b>330,832</b>	<b>330,334</b>	<b>331,696</b>	<b>334,358</b>	<b>334,309</b>	<b>337,870</b>	
<b>EXPENDITURES</b>							
.520 Fire Tax Cont.& Int. (88.1% Doy, 10.2% War and 1.7% Chal)	330,693	322,239	337,626	332,422	330,091	330,916	
	-----	-----	-----	-----	-----	-----	
Sub-total	330,693	322,239	337,626	332,422	330,091	330,916	
	=====	=====	=====	=====	=====	=====	
<b>TOTAL EXPENDITURES</b>	<b>330,693</b>	<b>322,239</b>	<b>337,626</b>	<b>332,422</b>	<b>330,091</b>	<b>330,916</b>	
	=====	=====	=====	=====	=====	=====	
<b>EXCESS REVENUES (EXPEND.)</b>	<b>139</b>	<b>8,095</b>	<b>(5,930)</b>	<b>1,936</b>	<b>4,218</b>	<b>6,954</b>	
<b>REMAINING RESERVE</b>		<b>12,542</b>	<b>6,611</b>	<b>8,547</b>	<b>10,829</b>	<b>15,501</b>	

DOYLESTOWN TOWNSHIP  
PARK & RECREATION OPERATIONS FUND  
INCOME AND EXPENDITURE SCHEDULE  
2017 Budget, Fund 05

	2013 ACTUAL	2014 ACTUAL	2015 ACTUAL	2016 REVISED	2016 BUDGET	2017 PROPOSED BUDGET	SCHEDULE A - Z
RESERVE FOR PARK & RECREATION FUND	20,473	268,766	533,597	378,262	173,832	213,943	
<b>301 REAL PROPERTY TAXES - Millage</b>		0.750	0.750	0.750	0.750	0.750	
.100 RE Tax Cur. Yr.	196,457	194,933	195,576	198,314	198,314	200,444	A
.200 Prior Year	0	995	587	0	0	0	
.300 Delinq Tax Collector	0	0	8	0	0	0	
.400 RE Tax Delqt.	2,002	2,221	2,808	2,200	2,200	2,185	A
Sub-total	198,459	198,149	198,979	200,514	200,514	202,629	
<b>REVENUES</b>							
<b>341 INTEREST EARNINGS</b>							
.010 Interest Earned	333	399	545	717	362	700	C
Sub-total	333	399	545	717	362	700	
<b>354 STATE CAPITAL &amp; OPERATING GRANTS</b>							
.070 Sensory Trail	10,000	37,668	24,326	155,690	155,690	0	D
.071 Grants-Parks-Kids Castle	0	0	0	0	0	227,195	D
Sub-total	10,000	37,668	24,326	155,690	155,690	227,195	
<b>367 RECREATION SERVICES</b>							
.275 Programs & Services	140,265	119,926	176,297	200,000	200,000	200,000	B
.280 Facility Rentals & Permits	51,220	57,091	0	0	0	0	B
.500 Fees in lieu of Recreation	47,000	18,800	1,000	2,880	1,000	0	
.820 Dog Park - Admin Fees	2,400	1,590	0	0	0	0	B
.820 Field Use Fee	2,400	0	0	0	0	0	
.827 Kids Castle/Playgrounds	0	6,556	0	260	0	0	B
.828 KC Contrib & Donations	153,174	82,708	18,034	9,479	12,000	38,600	D
Sub-total	396,459	286,671	195,332	212,619	213,000	238,600	



DOYLESTOWN TOWNSHIP  
PARK & RECREATION OPERATIONS FUND  
INCOME AND EXPENDITURE SCHEDULE

	2013 ACTUAL	2014 ACTUAL	2015 ACTUAL	2016 REVISED	2016 BUDGET	2017 PROPOSED BUDGET	SCHEDULE A - Z
<b>367 RECREATION SERVICES (con't)</b>							
.880 Dog Park	17,326	13,808	16,993	15,000	15,000	15,000	B
.899 Misc Contributions	3,439	7,364	0	0	0	0	
Sub-total	20,765	21,172	16,993	15,000	15,000	15,000	
<b>387 CONTRIBUTIONS</b>							
.000 Contr/Donations	0	600	150	0	0	10,000	
.100 Sensory Trail	0	10,000	0	10,000	0	0	
Sub-total	0	10,600	150	10,000	0	10,000	
<b>392 INTERGOVERNMENTAL TRANSFERS</b>							
.010 Trnsf./ Gen. Fund	288,555	420,000	230,000	200,000	200,000	370,000	
.023 Trnsf./CFR	16,268	0	20,000	0	0	0	
Sub-total	304,823	420,000	250,000	200,000	200,000	370,000	
<b>395 REVENUE FROM OTHER SOURCES</b>							
.000 Refunds from Prior Year Expenditures	0	2,824	0	1,000	3,000	1,000	
Sub-total	0	2,824	0	1,000	3,000	1,000	
<b>TOTAL REVENUES</b>	<b>930,839</b>	<b>977,484</b>	<b>686,326</b>	<b>795,539</b>	<b>787,566</b>	<b>1,065,124</b>	

DOYLESTOWN TOWNSHIP  
PARK & RECREATION OPERATIONS FUND  
INCOME AND EXPENDITURE SCHEDULE  
(CONTINUED)

	2013 ACTUAL	2014 ACTUAL	2015 ACTUAL	2016 REVISED	2016 BUDGET	2017 PROPOSED BUDGET	SCHEDULE A - Z
<b>EXPENDITURES</b>							
<b>452 PARK RECREATION</b>							
.113 Salary Park Maintenance	141,299	134,433	234,670	179,112	179,112	182,868	H
.126 Salary Recreation	94,392	112,493	117,930	121,854	121,854	124,949	H
.127 Park Events	0	0	0	0	0	0	
.128 Recreation Overtime	0	0	0	0	0	5,000	
.147 Longevity Maint	5,040	6,450	6,750	7,050	7,050	7,350	H
.148 Overtime	23,549	15,587	25,792	27,173	20,000	25,750	H
.149 Longevity Rec	2,700	2,850	3,000	3,150	3,150	3,300	
.210 Office Supplies	646	425	567	500	700	500	
.213 Small Equipment	2,086	3,813	1,616	10,000	16,000	10,000	
.214 Small Equipment	908	0	0	400	400	400	
.231 Gasoline	8,708	10,348	6,367	5,140	9,500	6,500	O
.232 Diesel	1,850	2,574	1,897	1,292	5,700	3,000	
.238 Uniforms	4,009	3,937	4,189	6,000	6,000	6,000	
.239 Uniforms	393	390	388	400	400	400	
.246 P&R Sign, Traffic Controls Maint	5,922	1,393	1,391	4,000	4,000	4,000	P
.247 P&R Sign, Traffic Controls Rec	654	0	30	1,000	1,000	1,000	
.270 Recreation Supplies	5,194	5,085	3,406	5,000	5,000	5,000	S
.275 Programs & Services	95,422	82,065	65,193	70,000	80,000	70,000	U
.302 Credit Card Fees	4,959	4,611	4,338	4,500	4,500	4,500	
.321 Telephone	4,671	4,959	5,520	5,367	5,000	5,500	
.325 Postage	5,277	4,940	5,688	5,029	6,000	6,000	
.331 Travel & Lodging	0	29	33	0	0	0	
.341 Advertising	70	950	160	1,000	1,000	1,000	
.342 Printing	13,125	13,650	13,650	16,000	16,000	16,000	R
.361 Electricity	7,050	6,534	8,216	6,589	9,000	7,200	Q
.374 Park Maintenance	71,444	67,739	91,609	113,291	115,000	102,000	T
.384 Computer Equip. Maint.	6,883	7,265	7,932	11,500	11,500	10,500	
.420 Dues & Subscriptions	919	855	825	1,200	1,200	1,200	
.450 Contracted Services	85,330	68,760	97,860	115,000	115,000	120,000	P
.452 Tree Trimming	425	5,700	10,090	8,000	8,000	8,000	P
.460 Mtg. Conf Training	2,582	1,756	1,500	3,000	3,000	3,000	
	-----	-----	-----	-----	-----	-----	
Sub-total	595,507	569,589	720,608	732,547	755,066	740,917	

DOYLESTOWN TOWNSHIP  
PARK & RECREATION OPERATIONS FUND  
INCOME AND EXPENDITURE SCHEDULE  
(CONTINUED)

	2013 ACTUAL	2014 ACTUAL	2015 ACTUAL	2016 REVISED	2016 BUDGET	2017 PROPOSED BUDGET	SCHEDULE A - Z
.820 Dog Park Improvement/Maint	8,831	6,901	10,011	10,000	16,000	10,000	P
.821 Dog Park Improvement/Operations	482	802	709	0	1,000	0	
Sub-total	9,314	7,703	10,720	10,000	17,000	10,000	
.883 Kids Castle Related Expenses	0	2,030	2,388	2,000	2,000	2,000	
Sub-total	0	2,030	2,388	2,000	2,000	2,000	
<b>459 P&amp;R: CULTURE-RECREATION</b>							
.700 Cent.Park - Save Kids Castle	170,034	60,737	9,310	525	15,900	252,195	L
.725 Cent. Park - Sensory Trail	4,350	72,594	90,009	214,786	214,786	0	L
Sub-total	174,383	133,331	99,319	215,311	230,686	252,195	
<b>492 P&amp;R: INTERGOVERNMENTAL TRANSFERS</b>							
.001 Transfer to General Fund	0	0	8,626	0	0	0	
Sub-total	0	0	8,626	0	0	0	
<b>TOTAL EXPENDITURES</b>	<b>779,204</b>	<b>712,652</b>	<b>841,662</b>	<b>959,858</b>	<b>1,004,752</b>	<b>1,005,112</b>	
<b>EXCESS REVENUES (EXPEND.)</b>	<b>151,635</b>	<b>264,832</b>	<b>(155,336)</b>	<b>(164,318)</b>	<b>(217,186)</b>	<b>60,011</b>	
<b>REMAINING RESERVE</b>		<b>533,597</b>	<b>378,262</b>	<b>213,943</b>	<b>(43,354)</b>	<b>273,955</b>	

DOYLESTOWN TOWNSHIP  
DEBT SERVICE FUND  
INCOME AND EXPENDITURE SCHEDULE  
2017 Budget, Fund 17

	2013 ACTUAL	2014 ACTUAL	2015 ACTUAL	2016 REVISED	2016 BUDGET	2017 PROPOSED BUDGET	SCHEDULE A - Z
RESERVE FOR DEBT SERVICE REVENUES	303,814	119,115	243,725	245,675	118,473	150,533	
<b>301 REAL PROPERTY TAXES - Millage</b>		2,000	2,750	1,750	1,750	1,500	
.100 RE Tax Cur. Yr.	523,886	714,754	586,727	462,733	462,733	400,887	A
.200 RE Tax Prior Yr.	0	3,647	1,762	1,000	1,000	1,000	A
.300 Delinq Tax Collector	0	0	25	0	0	0	A
.400 RE Tax Delq.	5,340	8,144	8,423	6,000	6,000	4,371	A
	-----	-----	-----	-----	-----	-----	
Sub-total	529,225	726,546	596,938	469,733	469,733	406,258	
<b>341 INTEREST &amp; RENTS</b>							
.010 Interest Earned	223	226	273	305	200	200	C
	-----	-----	-----	-----	-----	-----	
Sub-total	223	226	273	305	200	200	
<b>380 MISC. REVENUE</b>							
.150 Revenue from DTMA	84,009	80,856	80,242	82,399	80,242	45,090	B
	-----	-----	-----	-----	-----	-----	
Sub-total	84,009	80,856	80,242	82,399	80,242	45,090	
<b>TOTAL REVENUES</b>	<b>613,458</b>	<b>807,628</b>	<b>677,453</b>	<b>552,437</b>	<b>550,175</b>	<b>451,548</b>	

DOYLESTOWN TOWNSHIP  
DEBT SERVICE FUND  
INCOME AND EXPENDITURE SCHEDULE  
(CONTINUED)  
2017 Budget, Fund 17

	2013 ACTUAL	2014 ACTUAL	2015 ACTUAL	2016 REVISED	2016 BUDGET	2017 PROPOSED BUDGET	SCHEDULE A - Z
<b>EXPENDITURES</b>							
<b>471 DEBT PRINCIPAL</b>							
.093 DVRFA Loan	537,000	556,000	576,000	597,000	597,000	330,000	M
.094 Principle Bond Obligation	0	0	0	0	0	0	
.098 Term Loan 410,000/12	80,575	83,270	86,055	44,227	44,653	0	
.099 Principle Term Note	0	0	0	0	0	0	
	-----	-----	-----	-----	-----	-----	
Sub-total	617,575	639,270	662,055	641,227	641,653	330,000	
<b>472 DEBT SERVICE INTEREST</b>							
.000 Debt Interest	0	0	0	0	0	0	
.094 Interest Bond Obligation	0	0	0	0	0	205,360	M
.098 Term Loan 410,000*.0325	8,483	5,788	3,003	430	428	0	
.099 Interest Term Note	0	0	0	0	0	0	
.302 DVRFA Loan	80,125	37,960	10,446	5,922	5,180	1,231	M
	-----	-----	-----	-----	-----	-----	
Sub-total	88,607	43,748	13,448	6,352	5,608	206,591	
	=====	=====	=====	=====	=====	=====	
<b>TOTAL EXPENDITURES</b>	<b>706,182</b>	<b>683,017</b>	<b>675,503</b>	<b>647,579</b>	<b>647,261</b>	<b>536,591</b>	
	=====	=====	=====	=====	=====	=====	
<b>EXCESS REVENUES (EXPEND.)</b>	<b>(92,725)</b>	<b>124,611</b>	<b>1,950</b>	<b>(95,142)</b>	<b>(97,086)</b>	<b>(85,042)</b>	



DOYLESTOWN TOWNSHIP  
OFF-SITE IMPROVEMENT FUND  
INCOME AND EXPENDITURE SCHEDULE  
2017 Budget, Fund 21

	2013 ACTUAL	2014 ACTUAL	2015 ACTUAL	2016 REVISED	2016 BUDGET	2017 PROPOSED BUDGET	SCHEDULE A -Z
RESERVE FOR OFF-SITE IMPROVEMENT FUND	865,774	832,489	690,168	443,116	856,127	747,727	
<b>REVENUES</b>							
<b>341 INTEREST &amp; RENTS</b>							
.010 Interest Earned	962	994	544	540	500	500	C
Sub-total	962	994	544	540	500	500	
<b>350 INTERGOVERNMENTAL REVENUES</b>							
.330 Intergovernmental Revenues	0	70,000	0	0	0	0	
Sub-total	0	70,000	0	0	0 0	0	
<b>355 STATE SHARED REVENUE</b>							
.000 Revenue & Entitlement	0	0	10,000	0	0	0	
Sub-total	0	0	10,000	0	0	0	
<b>357 LOCAL GOVT OPER. GRANTS</b>							
.200 Community Development Grant	0	573,916	0	437,200	437,200	0	
.201 Neshaminy Green Trail B & H	0	0	0	200,000	50,000	126,000	D
Sub-total	0	573,916	0	637,200	487,200	126,000	
<b>367 FEES IN LIEU OF RECREATION</b>							
.500 Fees in Lieu of Recreation	0	6,100	50,813	61,871	5,000	30,000	
Sub-total	0	6,100	50,813	61,871	5,000	30,000	
<b>387 CONTRIBUTIONS &amp; DONATIONS FROM PRIVATE SOURCE</b>							
.000 Contributions	138,375	5,000	0	500	10,000	0	
.100 Memorial Tree - Shade Tree	0	0	0	0	0	0	
Sub-total	138,375	5,000	0	500	10,000	0	
<b>TOTAL REVENUE</b>	<b>139,337</b>	<b>656,009</b>	<b>61,357</b>	<b>700,111</b>	<b>502,700 0</b>	<b>156,500</b>	

DOYLESTOWN TOWNSHIP  
OFF-SITE IMPROVEMENT FUND  
INCOME AND EXPENDITURE SCHEDULE  
2017 Budget, Fund 21

	2013 ACTUAL	2014 ACTUAL	2015 ACTUAL	2016 REVISED	2016 BUDGET	2017 PROPOSED BUDGET	SCHEDULE A - Z
<b>EXPENDITURES</b>							
<b>453 SPECTATOR RECREATION</b>							
.706 Cap. Imp. Miscellaneous	648	0	0	17,500	17,500	0	L
.711 Cap. Imp. Burpee Road	14,917	557	0	0	0	0	
.714 Cap. Imp. Heritage/NBRP	0	0	154,193	80,000	80,000	0	L
.716 Cap. NGWY Phase III Project	0	0	0	275,000	275,000	377,000	L
.718 Cap. Imp. Destination Peace Valley	0	322,727	139,223	0	0	0	L
.719 Cap. Imp. Destination Neshaminy Green Trail	13,700	467,346	1,753	0	0	0	L
.724 Cap. Imp. Sandy Ridge Road Trail Way	0	0	0	0		50,000	L
	-----	-----	-----	-----	-----	-----	
Sub-total	29,265	790,630	295,169	372,500	372,500	427,000	
<b>455 SHADE TREES</b>							
.701 Capital Purchases	3,143	5,400	0	0	0	0	L
	-----	-----	-----	-----	-----	-----	
Sub-total	3,143	5,400	0	0	0	0	
<b>.711 CONSERVATION OF NATURAL RESOURCES</b>	0	2,300	0	3,000	2,300	2,300	
	-----	-----	-----	-----	-----	-----	
Sub-total	0	2,300	0	3,000	2,300	2,300	
<b>492 INTERFUND TRANSFERS</b>							
.001 Trans./ Gen. Fund	0	0	13,239	20,000	20,000	20,000	
	-----	-----	-----	-----	-----	-----	
Sub-total	0	0	13,239	20,000	20,000	20,000	
	=====	=====	=====	=====	=====	=====	
<b>TOTAL EXPENDITURES</b>	<b>32,408</b>	<b>798,330</b>	<b>308,409</b>	<b>395,500</b>	<b>394,800</b>	<b>449,300</b>	
	=====	=====	=====	=====	=====	=====	
<b>EXCESS REVENUES (EXPEND.)</b>	<b>106,929</b>	<b>(142,321)</b>	<b>(247,052)</b>	<b>304,611</b>	<b>107,900</b>	<b>(292,800)</b>	
<b>REMAINING RESERVE</b>	<b>972,702</b>	<b>690,168</b>	<b>443,116</b>	<b>747,727</b>	<b>964,027</b>	<b>454,927</b>	



DOYLESTOWN TOWNSHIP  
 CAPITAL FUND RAISING FUND  
 INCOME AND EXPENDITURE SCHEDULE  
 2017 Budget, Fund 23

	2013 ACTUAL	2014 ACTUAL	2015 ACTUAL	2016 REVISED	2016 BUDGET	2017 PROPOSED BUDGET	SCHEDULE A - Z
RESERVE FOR CAPITAL FUND RAISING	280,287	289,951	294,279	191,661	191,661	234,190	
RESERVE FOR PERFORMING ARTS							
<b>REVENUES</b>							
<b>341 INTEREST &amp; RENTS</b>							
.010 Interest Earned	401	314	281	300	300	300	C
Sub-total	401	314	281	300	300	300	
<b>367 CULTURE-RECREATION</b>							
.002 Golf Outing	29,950	33,814	37,087	32,421	30,000	28,000	B
.004 Summer Concerts	29,514	32,560	53,389	69,032	48,666	50,000	B
Sub-total	59,464	66,374	90,475	101,453	78,666	78,000	
<b>392 INTERGOVERNMENTAL TRANSFERS</b>							
.010 Transf./ Gen. Fund	0	0	90,000	0	0	0	
Sub-total	0	0	90,000	0	0	0	
<b>TOTAL REVENUE</b>	<b>59,866</b>	<b>66,688</b>	<b>180,757</b>	<b>101,753</b>	<b>78,966</b>	<b>78,300</b>	

DOYLESTOWN TOWNSHIP  
 CAPITAL FUND RAISING FUND  
 INCOME AND EXPENDITURE SCHEDULE  
 2017 Budget, Fund 23

	2013 ACTUAL	2014 ACTUAL	2015 ACTUAL	2016 REVISED	2016 BUDGET	2017 PROPOSED BUDGET	SCHEDULE A -Z
<b>EXPENDITURES</b>							
<b>453 FUND RAISING</b>							
.401 Golf Outing	13,682	17,241	17,087	14,724	16,000	16,000	U
.404 Summer Concerts	20,622	18,112	24,887	44,500	35,000	35,000	U
	-----	-----	-----	-----	-----	-----	
Sub-total	34,304	35,354	41,974	59,224	51,000	51,000	
<b>454 PARKS</b>							
.720 Amphitheater Central Park	66,939	27,006	0	0	0	0	L
.721 Central Park Trail	0	0	121,829	0	0	0	L
.723 Ampitheater	0	0	99,572	0	0	0	L
	-----	-----	-----	-----	-----	-----	
Sub-total	66,939	27,006	221,400	0	0	0	
<b>492 INTERFUND OPERATING TRANSFER</b>							
.005 Interfund Transfer To P &R	16,268	0	0	0	0	0	F
.010 Transfer to Kids Castle	0	0	20,000	0	0	0	F
	-----	-----	-----	-----	-----	-----	
Sub-total	16,268	0	20,000	0	0	0	
	=====	=====	=====	=====	=====	=====	
<b>TOTAL EXPENDITURES</b>	<b>117,511</b>	<b>62,360</b>	<b>283,375</b>	<b>59,224</b>	<b>51,000</b>	<b>51,000</b>	
	=====	=====	=====	=====	=====	=====	
<b>EXCESS REVENUES (EXPEND.)</b>	<b>(57,645)</b>	<b>4,328</b>	<b>(102,618)</b>	<b>42,529</b>	<b>27,966</b>	<b>27,300</b>	
<b>REMAINING RESERVE</b>	<b>222,642</b>	<b>294,279</b>	<b>191,661</b>	<b>234,190</b>	<b>219,627</b>	<b>261,490</b>	

DOYLESTOWN TOWNSHIP  
RETENTION BASIN FUND  
INCOME AND EXPENDITURE SCHEDULE  
2017 Budget, Fund 25

	2013 ACTUAL	2014 ACTUAL	2015 ACTUAL	2016 REVISED	2016 BUDGET	2017 PROPOSED BUDGET	SCHEDULE A - Z
Reserve for Retention Basin Fund	102,173	83,085	68,164	53,232	81,093	36,303	
<b>REVENUES</b>							
<b>341 INTEREST &amp; RENTS</b>							
.010 Interest Earned	101	80	67	72	75	75	C
	-----	-----	-----	-----	-----	-----	
Sub-total	101	80	67	72	75	75	
	=====	=====	=====	=====	=====	=====	
<b>TOTAL REVENUE</b>	<b>101</b>	<b>80</b>	<b>67</b>	<b>72</b>	<b>75</b>	<b>75</b>	

DOYLESTOWN TOWNSHIP  
RETENTION BASIN FUND  
INCOME AND EXPENDITURE SCHEDULE  
2017 Budget, Fund 25

	2013 ACTUAL	2014 ACTUAL	2015 ACTUAL	2016 REVISED	2016 BUDGET	2017 PROPOSED BUDGET	SCHEDULE A - Z
<b>EXPENDITURES</b>							
<b>461 RESOURCE CONSERVATION</b>							
.711 Capital Construction	0	0	0	2,000	2,300	2,000	
	-----	-----	-----	-----	-----	-----	
Sub-total	0	0	0	2,000	2,300	2,000	
<b>492 INTERFUND OPERATING TRANSFER</b>							
.001 Transfer to General Fund	5,000	15,000	15,000	15,000	15,000	15,000	
	-----	-----	-----	-----	-----	-----	
Sub-total	5,000	15,000	15,000	15,000	15,000	15,000	
	=====	=====	=====	=====	=====	=====	
<b>TOTAL EXPENDITURES</b>	<b>5,000</b>	<b>15,000</b>	<b>15,000</b>	<b>17,000</b>	<b>17,300</b>	<b>17,000</b>	
	=====	=====	=====	=====	=====	=====	
<b>EXCESS REVENUES (EXPEND.)</b>	<b>(4,899)</b>	<b>(14,920)</b>	<b>(14,933)</b>	<b>(16,928)</b>	<b>(17,225)</b>	<b>(16,925)</b>	
<b>REMAINING RESERVE</b>	<b>97,274</b>	<b>68,164</b>	<b>53,232</b>	<b>36,303</b>	<b>63,868</b>	<b>19,378</b>	

DOYLESTOWN TOWNSHIP  
BIKE & HIKE FUND  
INCOME AND EXPENDITURE SCHEDULE  
2017 Budget, Fund 27

	2013 ACTUAL	2014 ACTUAL	2015 ACTUAL	2016 REVISED	2016 BUDGET	2017 PROPOSED BUDGET	SCHEDULE A - Z
RESERVE FOR BIKE & HIKE FUND	17,353	10,629	10,399	11,207	10,331	12,625	
<b>REVENUES</b>							
<b>341 INTEREST &amp; RENTS</b>							
.010 Interest Earned	12	11	11	18	10	15	C
	-----	-----	-----	-----	-----	-----	
Sub-total	12	11	11	18	10	15	
<b>387 CONTRIBUTIONS &amp; DONATIONS</b>							
.000 Contributions	900	0	2,500	1,520	0	0	
	-----	-----	-----	-----	-----	-----	
Sub-total	900	0	2,500	1,520	0	0	
	=====	=====	=====	=====	=====	=====	
<b>TOTAL REVENUE</b>	<b>912</b>	<b>11</b>	<b>2,511</b>	<b>1,538</b>	<b>10</b>	<b>15</b>	

DOYLESTOWN TOWNSHIP  
BIKE & HIKE FUND  
INCOME AND EXPENDITURE SCHEDULE  
2017 Budget, Fund 27

	2013 ACTUAL	2014 ACTUAL	2015 ACTUAL	2016 REVISED	2016 BUDGET	2017 PROPOSED BUDGET	SCHEDULE A - Z
<b>EXPENDITURES</b>							
<b>453 SPECTATOR RECREATION</b>							
.400 Cultural and Recreational Expense	0	240	1,704	120	0	0	
	-----	-----	-----	-----	-----	-----	
Sub-total	0	240	1,704	120	0	0	
<b>TOTAL EXPENDITURES</b>	<b>0</b>	<b>240</b>	<b>1,704</b>	<b>120</b>	<b>0</b>	<b>0</b>	
	=====	=====	=====	=====	=====	=====	
<b>EXCESS REVENUES (EXPEND.)</b>	<b>912</b>	<b>(229)</b>	<b>807</b>	<b>1,418</b>	<b>10</b>	<b>15</b>	
<b>REMAINING RESERVE</b>	<b>18,265</b>	<b>10,399</b>	<b>11,207</b>	<b>12,625</b>	<b>10,341</b>	<b>12,640</b>	

DOYLESTOWN TOWNSHIP  
 OPEN SPACE LAND PRESERVATION FUND  
 INCOME AND EXPENDITURE  
 2017 Budget, Fund 29

	2013 ACTUAL	2014 ACTUAL	2015 ACTUAL	2016 REVISED	2016 BUDGET	2017 PROPOSED BUDGET	SCHEDULE A - Z
RESERVE FOR OPEN SPACE FUND	269	270	271	271	919	272	
<b>REVENUES</b>							
<b>341 INTEREST &amp; RENTS</b>							
.010 Interest Earned	1	0	0	1	1	1	
	-----	-----	-----	-----	-----	-----	
Sub-total	1	0	0	1	1	1	
<b>392 INTERFUND OPERATING TRANSFER</b>							
.010 Trnsf. From General Fund	6,400	6,991	0	3,650	0	2,000	
	-----	-----	-----	-----	-----	-----	
Sub-total	6,400	6,991	0	3,650	0	2,000	
	=====	=====	=====	=====	=====	=====	
<b>TOTAL REVENUE</b>	<b>6,401</b>	<b>6,991</b>	<b>0</b>	<b>3,651</b>	<b>1</b>	<b>2,001</b>	

DOYLESTOWN TOWNSHIP  
 OPEN SPACE LAND PRESERVATION FUND  
 INCOME AND EXPENDITURE SCHEDULE  
 2017 Budget, Fund 29

	2013 ACTUAL	2014 ACTUAL	2015 ACTUAL	2016 REVISED	2016 BUDGET	2017 PROPOSED BUDGET	SCHEDULE A - Z
<b>EXPENDITURES</b>							
<b>461 CONSERVATION OF NATURAL RESOURCES</b>							
Preservation Easements							
.711 Open Space Acquisition	6,400	6,991	0	3,650	0	2,000	
	-----	-----	-----	-----	-----	-----	
Sub-total	6,400	6,991	0	3,650	0	2,000	
	=====	=====	=====	=====	=====	=====	
<b>TOTAL EXPENDITURES</b>	<b>6,400</b>	<b>6,991</b>	<b>0</b>	<b>3,650</b>	<b>0</b>	<b>2,000</b>	
	=====	=====	=====	=====	=====	=====	
<b>EXCESS REVENUES (EXPEND.)</b>	<b>1</b>	<b>0</b>	<b>0</b>	<b>1</b>	<b>1</b>	<b>1</b>	
<b>REMAINING RESERVE</b>	<b>270</b>	<b>271</b>	<b>271</b>	<b>272</b>	<b>920</b>	<b>273</b>	

DOYLESTOWN TOWNSHIP  
CAPITAL RESERVE IMPROVEMENT FUND  
INCOME AND EXPENDITURE SCHEDULE  
2017 Budget, Fund 31

	2013 ACTUAL	2014 ACTUAL	2015 ACTUAL	2016 REVISED	2016 BUDGET	2017 PROPOSED BUDGET	SCHEDULE A - Z
RESERVE FOR CAPITAL RESERVE FUND	574,610	1,354,730	1,343,374	694,211	1,137,148	500,335	
<b>REVENUES</b>							
<b>341 INTEREST &amp; RENTS</b>							
.010 Interest Earned	1,107	1,207	1,113	982	1,000	1,000	C
.012 Interest Revenue PLGIT-CD/MM	0	0	0	0	0	0	
Sub-total	1,107	1,207	1,113	982	1,000	1,000	
<b>354 STATE OPERATING GRANTS</b>							
.030 ARLE Grant	0	17,107	287,803	62,459	132,000	0	D
.031 Community Development - Shredder Grant	0	0	0	188,097	166,000	0	D
.032 Community Development-Neshaminy Greenway III	0	0	0	0	0	0	D
.033 Community Development-LSR TAP Grant Parkway to YMCA	0	0	0	0	0	1,260,000	D
Sub-total	0	17,107	287,803	250,556	298,000	1,260,000	
<b>387 CONTRIBUTIONS &amp; DONATIONS FROM PRIVATE SOURCE</b>							
.000 Contributions	0	0	0	13,500	21,000	0	
Sub-total	0	0	0	13,500	21,000	0	
<b>392 INTERGOVERNMENTAL TRANSFERS</b>							
.010 Transf./ Gen. Fund	850,000	850,000	0	0	0	235,000	
Sub-total	850,000	850,000	0	0	0	235,000	
<b>393 PROCEEDS OF GENERAL LONG TERM DEBT</b>							
.000 Proceeds from L/T Debt	185,997	0	0	0	0	0	
.300 Capital Lease Issuance	0	99,558	283,374	187,632	0	90,000	
Sub-total	185,997	99,558	283,374	187,632	0	90,000	
<b>395 OTHER REVENUES</b>							
.000 Refund Prior Yrs. Exp Balance	20,182	0	0	0	0	0	
Sub-total	20,182	0	0	0	0	0	
<b>TOTAL REVENUES</b>	<b>1,057,286</b>	<b>967,872</b>	<b>572,290</b>	<b>452,670</b>	<b>320,000</b>	<b>1,586,000</b>	

DOYLESTOWN TOWNSHIP  
CAPITAL RESERVE IMPROVEMENT FUND  
INCOME AND EXPENDITURE SCHEDULE  
2017 Budget, Fund 31

	2013 ACTUAL	2014 ACTUAL	2015 ACTUAL	2016 REVISED	2016 BUDGET	2017 PROPOSED BUDGET	SCHEDULE A - Z
<b>EXPENDITURES</b>							
<b>400 GENERAL GOVERNMENT</b>							
.750 Capital Purchase	15,018	38,378	0	0	0	0	
	-----	-----	-----	-----	-----	-----	
Sub-total	15,018	38,378	0	0	0	0	
<b>409 GENERAL GOV'T BUILDING</b>							
.730 Capital Purchase	19,881	23,915	65,135	40,000	0	40,000	L
	-----	-----	-----	-----	-----	-----	
Sub-total	19,881	23,915	65,135	40,000	0	40,000	
<b>410 POLICE PROTECTION</b>							
.750 Capital Purchase	6,675	156,412	31,000	30,000	30,000	22,500	L
.751 Capital Purchase-Mobile Cameras	0	0	0	0	0	22,000	L
	-----	-----	-----	-----	-----	-----	
Sub-total	6,675	156,412	31,000	30,000	30,000	44,500	
<b>412 POLICE VEHICLE EXPENSE</b>							
.740 Police Vehicles	76,753	61,389	283,374	0	0	0	
	-----	-----	-----	-----	-----	-----	
Sub-total	76,753	61,389	283,374	0	0	0	
<b>414 CODE ENFORCEMENT EXPENSE</b>							
.700 Capital Purchases - Permit Scanning Project	0	0	17,205	0	0	0	
	-----	-----	-----	-----	-----	-----	
Sub-total	0	0	17,205	0	0	0	

DOYLESTOWN TOWNSHIP  
CAPITAL RESERVE IMPROVEMENT FUND  
INCOME AND EXPENDITURE SCHEDULE  
2017 Budget, Fund 31

	2013 ACTUAL	2014 ACTUAL	2015 ACTUAL	2016 REVISED	2016 BUDGET	2017 PROPOSED BUDGET	SCHEDULE A - Z
<b>429 STORMWATER DEPARTMENT</b>							
.750 Maintenance & Restoration	335	5,242	7,978	36,629	25,000	35,000	L
Sub-total	335	5,242	7,978	36,629	25,000	35,000	
<b>430 HIGHWAY MAINTENANCE</b>							
.740 Equipment Purch. - Shredder	169,777	0	0	215,567	208,000	0	L
Sub-total	169,777	0	0	215,567	208,000	0	
<b>433 HIGHWAY MAINTENANCE TRAFFIC</b>							
.740 Capital Purchase	6,045	17,107	321,307	36,525	101,000	0	L
Sub-total	6,045	17,107	321,307	36,525	101,000	0	
<b>434 STREET LIGHT MAINTENANCE</b>							
.700 Capital Purchase - Street Lt Reduction Project	0	0	43,963	0	0	0	
Sub-total	0	0	43,963	0	0	0	
<b>439 HWY CONSTRUCTION &amp; REBUILDING</b>							
.245 Hwy. Maint. Supls.	220,574	544,144	451,491	55,193	150,000	0	L
.246 Burpee Road Project	0	0	0	45,000	45,000	0	L
.672 Traffic Calming	25,310	0	0	0	0	0	
Sub-total	245,884	544,144	451,491	100,193	195,000	0	
<b>452 PARTICIPANT RECREATION</b>							
.721 LSR TAP Grant Parkway to YMCA	0	0	0	0	0	1,260,000	
Sub-total	0	0	0	0	0	1,260,000	
<b>454 PARKS</b>							
.720 Capital Imprv.	0	65,939	0	0	0	0	
.750 Parks Equipment	31,857	66,470	0	0	0	0	
Sub-total	31,857	132,409	0	0	0	0	
<b>493 CAPITAL LEASE</b>							
.740 Capital Lease Issuance Expense	0	0	0	187,632	0	90,000	
<b>TOTAL EXPENDITURES</b>	572,225	979,229	1,221,453	646,546	559,000	1,469,500	
<b>EXCESS REVENUES (EXPEND.)</b>	485,061	(11,357)	(649,163)	(193,876)	(239,000)	116,500	
<b>REMAINING RESERVE</b>		1,343,374	694,211	500,335	898,148	616,835	



Doylestown Township  
STATE LIQUID FUELS  
INCOME AND EXPENDITURE SCHEDULE  
2017 Budget, Fund 35

	2013 ACTUAL	2014 ACTUAL	2015 ACTUAL	2016 REVISED	2016 BUDGET	2017 PROPOSED BUDGET	SCHEDULE A - Z
RESERVE FOR STATE LIQUID FUELS	109,216	286,857	196,097	274,175	274,175	240,560	
<b>REVENUES</b>							
<b>341 INTEREST &amp; RENTS</b>							
.010 Interest Earned	1,050	588	333	831	350	802	C
	-----	-----	-----	-----	-----	-----	
Sub-total	1,050	588	333	831	350	802	
<b>355 STATE SHARED REVENUE AND E</b>							
.016 State Road Turnback	1,360	1,360	1,360	1,360	1,360	1,360	D
.050 Est. State Liq. Fuels Tax Recpts	390,993	422,558	462,124	544,719	531,381	558,775	D
	-----	-----	-----	-----	-----	-----	
Sub-total	392,353	423,918	463,484	546,079	532,741	560,135	
<b>392 INTERFUND OPERATING TRANSFER</b>							
.010 Transfer from General Fund	0	0	0	0	0	0	
	-----	-----	-----	-----	-----	-----	
Sub-total	0	0	0	0	0	0	
	=====	=====	=====	=====	=====	=====	
<b>TOTAL REVENUES</b>	<b>393,403</b>	<b>424,505</b>	<b>463,817</b>	<b>546,910</b>	<b>533,091</b>	<b>560,937</b>	

DOYLESTOWN TOWNSHIP  
STATE LIQUID FUELS INCOME  
AND EXPENDITURE SCHEDULE  
2017 Budget, Fund 35

	2013 ACTUAL	2014 ACTUAL	2015 ACTUAL	2016 REVISED	2016 BUDGET	2017 PROPOSED BUDGET	SCHEDULE A - Z
<b>EXPENDITURES</b>							
<b>431 STREETS &amp; STORM DRAINS</b>							
.000 Salary Road Workers	1,735	4,342	0	4,500	4,500	4,500	
	-----	-----	-----	-----	-----	-----	
Sub-total	1,735	4,342	0	4,500	4,500	4,500	
<b>432 WINTER MAINTENANCE</b>							
.000 Snow/Ice removal	6,738	22,969	14,484	46,025	46,025	46,933	H
.148 Overtime	16,791	54,183	75,324	61,000	61,000	60,406	H
.220 Snow/Ice removal supplies	86,270	38,115	104,862	115,000	115,000	115,000	P
.457 Snow/Ice removal contracted services	26,793	114,985	56,108	60,000	60,000	60,000	P
	-----	-----	-----	-----	-----	-----	
Sub-total	136,591	230,252	250,777	282,025	282,025	282,339	
<b>433 HIGHWAY TRAFFIC CONTROL</b>							
.000 Highway Traffic Control	7,651	8,736	34,318	59,000	54,000	60,000	
	-----	-----	-----	-----	-----	-----	
Sub-total	7,651	8,736	34,318	59,000	54,000	60,000	
<b>433 HIGHWAY TRAFFIC CONTROL</b>							
.250 Electricity	9,453	14,329	14,610	11,000	14,000	12,000	Q
.453 Line Painting	0	0	0	70,000	27,000	45,000	Q
	-----	-----	-----	-----	-----	-----	
Sub-total	9,453	14,329	14,610	81,000	41,000	57,000	
<b>434 STREET LIGHTING</b>							
.000 Street Lighting Maintenance and Repair	0	0	3,580	0	34,000	0	
.361 Electricity	32,085	29,481	30,875	25,000	28,000	23,000	Q
	-----	-----	-----	-----	-----	-----	
Sub-total	32,085	29,481	34,455	25,000	62,000	23,000	
<b>436 STORM SEWERS &amp; DRAINS</b>							
.000 Maintenance and Repair	35,372	20,427	5,893	20,000	20,000	20,000	
	-----	-----	-----	-----	-----	-----	
Sub-total	35,372	20,427	5,893	20,000	20,000	20,000	

DOYLESTOWN TOWNSHIP  
STATE LIQUID FUELS INCOME  
AND EXPENDTURE SCHEDULE  
2017 Budget, Fund 35

	2013 ACTUAL	2014 ACTUAL	2015 ACTUAL	2016 REVISED	2016 BUDGET	2017 PROPOSED BUDGET	SCHEDULE A - Z
<b>437 HIGHWAY MAINT-TOOLS &amp; EQUIPMENT</b>							
.000 Maintenance and Repair	19,642	17,607	18,732	20,000	20,000	20,000	
	-----	-----	-----	-----	-----	-----	
Sub-total	19,642	17,607	18,732	20,000	20,000	20,000	
<b>438 MAINTENANCE HIGHWAYS &amp; BRIDGES</b>							
.000 Maint & Repairs of Roads & Bridges Supplies	1,253	54,663	26,954	50,000	50,000	75,000	
.100 Auto Allowance	114	0	0	0	0	0	
.127 Salary Road Master	26,720	0	0	0	0	0	
.144 Salary Road Workers	103,344	0	0	0	0	0	
	-----	-----	-----	-----	-----	-----	
Sub-total	131,431	54,663	26,954	50,000	50,000	75,000	
<b>439 HWY CONSTRUCTION</b>							
.610 Highway Construction & Rebuilding	0	135,428	0	0	0	0	
	-----	-----	-----	-----	-----	-----	
Sub-total	0	135,428	0	0	0	0	
	-----	-----	-----	-----	-----	-----	
<b>446 STORM WATER</b>							
.365 Stormwater Street Sweeping	0	0	0	39,000	25,000	45,000	
	-----	-----	-----	-----	-----	-----	
Sub-total	0	0	0	39,000	25,000	45,000	
	-----	-----	-----	-----	-----	-----	
	=====	=====	=====	=====	=====	=====	
TOTAL EXPENSES	373,960	515,265	385,739	580,525	558,525	586,839	
EXCESS REVENUES (EXPEND.)	19,443	(90,760)	78,078	(33,615)	(25,434)	(25,901)	
REMAINING RESERVE		196,097	274,175	240,560	248,741	214,658	

DOYLESTOWN TOWNSHIP  
WATER FUND  
INCOME AND EXPENDITURE SCHEDULE  
2017 Budget, Fund 41

	2013 ACTUAL	2014 ACTUAL	2015 ACTUAL	2016 REVISED	2016 BUDGET	2017 PROPOSED BUDGET	SCHEDULE A - Z
RESERVE FOR WATER FUND	41,068	34,649	(11,609)	19,220	90,790	31,177	
<b>REVENUES</b>							
<b>341 INTEREST &amp; RENTS</b>							
.010 Interest Earned	63	90	57	70	50	66	C
Sub-total	63	90	57	70	50	66	
<b>380 MISCELLANEOUS REVENUE</b>							
.150 Rev. Due from DTMA	482,390	484,751	513,833	567,997	567,997	638,148	B
Sub-total	482,390	484,751	513,833	567,997	567,997	638,148	
TOTAL REVENUE	482,453	484,841	513,891	568,067	568,047	638,214	

DOYLESTOWN TOWNSHIP  
WATER FUND  
INCOME AND EXPENDITURE SCHEDULE  
2017 Budget, Fund 41

	2013 ACTUAL	2014 ACTUAL	2015 ACTUAL	2016 REVISED	2016 BUDGET	2017 PROPOSED BUDGET	SCHEDULE A - Z
<b>EXPENDITURES</b>							
<b>400 GENERAL GOV'T - WATER</b>							
.121 Salary Mgmt.	44,331	47,674	49,103	52,482	52,482	125,844	H
.140 Salary Clerical	102,102	107,499	110,808	122,362	122,362	127,949	H
.148 Salary Clerical OT	2,608	1,285	731	854	2,500	2,500	H
Sub-total	149,041	156,459	160,643	175,698	177,344	256,293	
<b>448 WATER SYSTEM</b>							
.141 Salary Mechanic	0	749	0	3,132	3,132	3,132	H
.145 Salary Water Workers	290,775	329,649	302,241	317,000	334,080	342,084	H
.147 Longevity	4,500	3,300	3,000	3,300	3,300	3,600	H
.148 Overtime Wages	35,998	40,942	50,778	56,980	39,999	41,039	H
.231 Gasoline	14,053	0	0	0	2,000	0	O
.232 Diesel	305	0	0	0	600	0	
Sub-total	345,631	374,640	356,018	380,412	383,111	389,855	
TOTAL EXPENDITURES	494,671	531,099	483,061	556,110	560,455	646,149	
EXCESS REVENUES (EXPEND.)	(12,218)	(46,258)	30,830	11,957	7,592	(7,935)	
REMAINING RESERVE	28,850	(11,609)	19,220	31,177	98,382	23,243	

**DOYLESTOWN TOWNSHIP  
COMMUNITY SERVICE MEMORIAL FUND  
INCOME AND EXPENDITURE SCHEDULE  
2017 Budget, Fund 51**

	2013 ACTUAL	2014 ACTUAL	2015 ACTUAL	2016 REVISED	2016 BUDGET	2017 PROPOSED BUDGET	SCHEDULE A - Z
Reserve for Community Memorial Fund	25,051	23,561	23,223	22,243	23,590	21,125	
<b>REVENUES</b>							
<b>341 INTEREST &amp; RENTS</b>							
.010 Interest Earned	28	23	23	32	23	31	
Sub-total	28	23	23	32	23	31	
<b>387 CONTRIBUTIONS &amp; DONATIONS</b>							
.000 Contributions	0	200	0	100	100	100	
Sub-total	0	200	0	100	100	100	
<b>TOTAL REVENUE</b>	<b>28</b>	<b>223</b>	<b>23</b>	<b>132</b>	<b>123</b>	<b>131</b>	

**DOYLESTOWN TOWNSHIP  
COMMUNITY SERVICE MEMORIAL FUND  
INCOME AND EXPENDITURE SCHEDULE  
2017 Budget, Fund 51**

	2013 ACTUAL	2014 ACTUAL	2015 ACTUAL	2016 REVISED	2016 BUDGET	2017 PROPOSED BUDGET	SCHEDULE A - Z
<b>EXPENDITURES</b>							
<b>451 CULTURAL RECREATION</b>							
.361 REC Light/Tri-Park Electric	571	561	1,003	800	1,000	800	
.365 REC Materials/Supplies Tri Park	0	0	0	150	150	150	
.500 Grants, Cont. & Subsidies	0	0	0	300	300	300	
<b>TOTAL EXPENDITURES</b>	<b>571</b>	<b>561</b>	<b>1,003</b>	<b>1,250</b>	<b>1,450</b>	<b>1,250</b>	
<b>EXCESS REVENUES (EXPEND.)</b>	<b>(543)</b>	<b>(338)</b>	<b>(980)</b>	<b>(1,118)</b>	<b>(1,327)</b>	<b>(1,119)</b>	
<b>REMAINING RESERVE</b>	<b>24,508</b>	<b>23,223</b>	<b>22,243</b>	<b>21,125</b>	<b>22,263</b>	<b>20,006</b>	

**DOYLESTOWN TOWNSHIP  
AMBULANCE CORP  
INCOME AND EXPENDITURE SCHEDULE  
2017 Budget, Fund 52**

	2013 ACTUAL	2014 ACTUAL	2015 ACTUAL	2016 REVISED	2016 BUDGET	2017 PROPOSED BUDGET	SCHEDULE A - Z
<b>RESERVE FOR AMBULANCE FUND REVENUES</b>	1,077	15,915	19,401	7,513	9,657	7,995	
<b>301 REAL PROPERTY TAXES - Millage</b>			0.250	0.375	0.375	0.375	
.100 Real Estate Tax Current	65,486	64,633	65,192	99,157	99,157	100,222	A
.200 Real Estate Tax Prior Year	0	332	196	200	200	200	A
.300 Delinq Tax Collector	0	0	3	15	15	15	A
.400 Real Estate Tax Delinquent	667	740	936	1,357	730	2,914	A
	-----	-----	-----	-----	-----	-----	
<b>Sub-total</b>	66,153	65,705	66,326	100,729	99,887	103,351	
<b>341 INTEREST &amp; RENTS</b>							
.010 Interest Earned	36	30	25	58	35	70	
	-----	-----	-----	-----	-----	-----	
<b>Sub-total</b>	36	30	25	58	35	70	
	=====	=====	=====	=====	=====	=====	
<b>TOTAL REVENUES</b>	66,189	65,736	66,351	100,787	99,922	103,421	

**DOYLESTOWN TOWNSHIP  
AMBULANCE CORP  
INCOME AND EXPENDITURE SCHEDULE  
2017 Budget, Fund 52**

	2013 ACTUAL	2014 ACTUAL	2015 ACTUAL	2016 REVISED	2016 BUDGET	2017 PROPOSED BUDGET	SCHEDULE A - Z
<b>EXPENDITURES</b>							
<b>415 EMERGENCY MANAGEMENT AND CO</b>							
.500 AMBULANCE CORP CONTRIBUTION	59,788	62,249	78,239	100,305	99,150	100,222	N
	-----	-----	-----	-----	-----	-----	
<b>Sub-total</b>	59,788	62,249	78,239	100,305	99,150	100,222	
	=====	=====	=====	=====	=====	=====	
<b>TOTAL EXPENDITURES</b>	59,788	62,249	78,239	100,305	99,150	100,222	
	=====	=====	=====	=====	=====	=====	
<b>EXCESS REVENUES (EXPEND.)</b>	6,402	3,486	(11,888)	481	772	3,199	
<b>REMAINING RESERVE</b>		19,401	7,513	7,995	10,429	11,194	

DOYLESTOWN TOWNSHIP  
ROADS and BRIDGES  
INCOME AND EXPENDITURE SCHEDULE  
2017 Budget, Fund 53

	2013 ACTUAL	2014 ACTUAL	2015 ACTUAL	2016 REVISED	2016 BUDGET	2017 PROPOSED BUDGET	SCHEDULE A - Z
RESERVE FOR ROADS and BRIDGES FUND	0	0	0	0	9,657	8,990	
REVENUES							
301 REAL PROPERTY TAXES - Millage			1,000	1,000	1,000	1,000	
.100 Real Estate Tax Current	0	0	0	264,419	264,419	267,258	A
.200 Real Estate Tax Prior Year	0	0	0	1,000	1,000	1,000	A
.300 Delinq Tax Collector	0	0	0	15	15	15	A
.400 Real Estate Tax Delinquent	0	0	0	3,214	1,500	2,500	A
	-----	-----	-----	-----	-----	-----	
Sub-total	0	0	0	268,648	264,419	270,773	
341 INTEREST & RENTS							
.010 Interest Earned	0	0	0	342	0	400	
	-----	-----	-----	-----	-----	-----	
Sub-total	0	0	0	342	0	400	
392 INTERFUND OPERATING TRANSFERS							
.010 Transfer from General Fund	0	0	0	540,000	540,000	655,000	
	-----	-----	-----	-----	-----	-----	
Sub-total	0	0	0	540,000	540,000	655,000	
	=====	=====	=====	=====	=====	=====	
TOTAL REVENUES	0	0	0	808,990	804,419	926,173	

DOYLESTOWN TOWNSHIP  
ROADS and BRIDGES  
INCOME AND EXPENDITURE SCHEDULE  
2017 Budget, Fund 53

	2013 ACTUAL	2014 ACTUAL	2015 ACTUAL	2016 REVISED	2016 BUDGET	2017 PROPOSED BUDGET	SCHEDULE A - Z
EXPENDITURES							
439 PUBLIC WORKS							
.245 Hwy Maint - Road Surface Restoration	0	0	0	800,000	800,000	925,000	L
	-----	-----	-----	-----	-----	-----	
Sub-total	0	0	0	800,000	800,000	925,000	
	=====	=====	=====	=====	=====	=====	
TOTAL EXPENDITURES	0	0	0	800,000	800,000	925,000	
	=====	=====	=====	=====	=====	=====	
EXCESS REVENUES (EXPEND.)	0	0	0	8,990	4,419	1,173	
REMAINING RESERVE		0	0	8,990	14,076	10,163	