

Illicit Discharge Detection and Elimination Program

Prepared for:






Doylestown Township and Citizens

Doylestown Township, Pennsylvania

February 18, 2014



Previous Presentations

<p>Illicit Discharge Detection and Elimination Program</p> <p>Prepared for: Doylestown Township and Citizens</p> <p>Doylestown Township, Pennsylvania</p> <p>February 19, 2013</p> 	<p>Illicit Discharge Detection and Elimination Program</p> <p>Prepared for: Doylestown Township and Citizens</p> <p>Doylestown Township, Pennsylvania</p> <p>February 19, 2012</p> 	<p>Illicit Discharge Detection and Elimination Program</p> <p>Prepared for: Doylestown Township and Citizens</p> <p>Doylestown Township, Pennsylvania</p> <p>February 19, 2011</p> 	<p>Illicit Discharge Detection and Elimination Program</p> <p>Prepared for: Doylestown Township and Citizens</p> <p>Doylestown Township, Pennsylvania</p> <p>February 19, 2010</p> 	<p>Illicit Discharge Detection and Elimination Program</p> <p>Prepared for: Doylestown Township and Citizens</p> <p>Doylestown Township, Pennsylvania</p> <p>February 19, 2009</p> 
		<p>February 19, 2008</p>		
		<p>August 7, 2007</p>		
		<p>November 21, 2006</p>		

**2013 presentation available
@ Township Website**
<http://www.doylestownpa.org/>

- **Richard Burns, P.G.**
- **Russell Mehalick**



Agenda

- **Current Status IDD&E**
- **2013 Inspections & Sampling**
- **2014**
- **Takeaways**
- **Q&A**



Current Status IDD&E

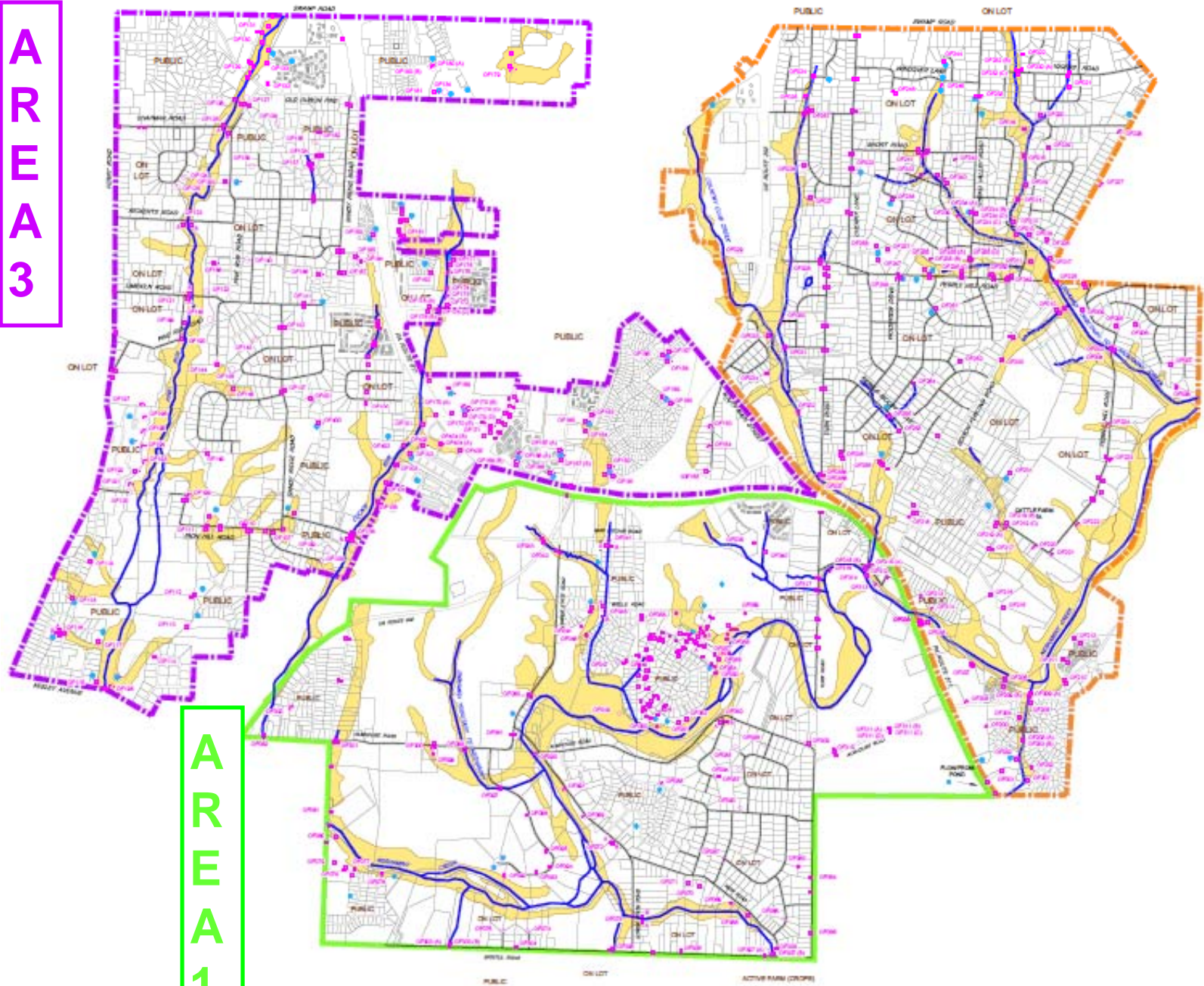
- Year 10 of the Program
- PADEP (Feb 2014)
 - PADEP remains pleased at how Doylestown Township manages their IDDE program
- Application submitted to extend NPDES Permit to March 2018



IDD&E - Dry Weather Inspection



A
R
E
A
3



A
R
E
A
2

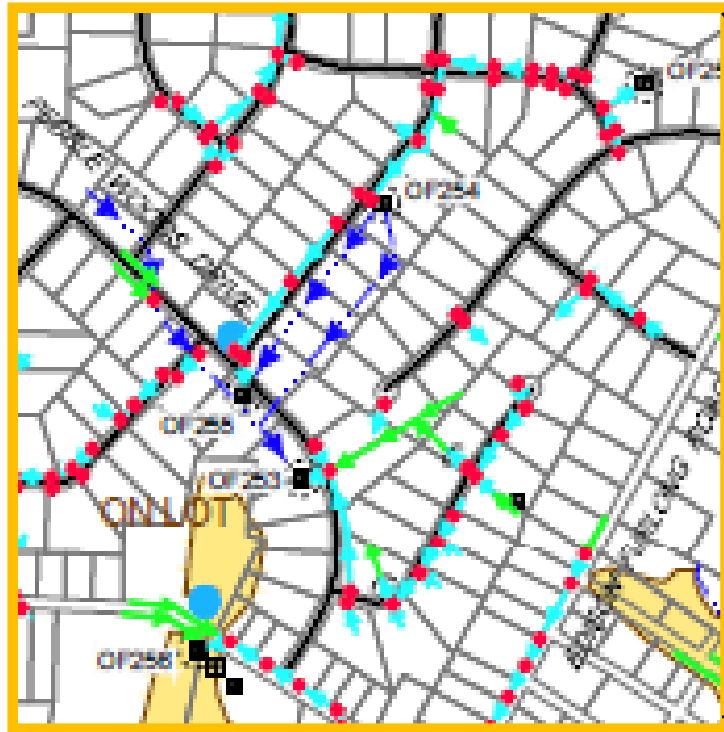
A
R
E
A
1

IDD&E Inspections, Sampling & Results - 2013

- **Focused Inspections & Sampling Areas 1, 2,3**
- **Historical “Hot Spot” Sampling**
- **Sample Analysis**
 - **Fecal coliform at all locations**
 - **Area 1 = 9**
 - **Area 2 = 6**
 - **Area 3 = 20**
 - **Detergents at one location (Area 3)**
- **Data Review**
- **Continued Detailed Mapping of All Areas**
 - **EPA requirement to map all outfalls, catch basins, etc.**
 - **Identify receiving waters / surrounding municipalities**
 - **Prepare detailed CAD map**
- **Annual Report (2012) to PADEP – June 2013**



Detailed Mapping



A
R
E
A
2



IDD&E Sampling - 2013

Area 1

- **9 samples at 9 outfalls**
- **8 samples FC > 200 col/100 ml**
- **Maximum FC = 1,000 col/100 ml**



IDD&E Sampling - 2013

Area 2

- **6 samples at 6 outfalls**
- **1 sample FC > 200 col/100 ml**
- **Maximum FC = 600 col/100 ml**



IDD&E Sampling - 2013

Area 3

- **20 samples at 20 outfalls**
- **9 samples FC > 200 col/100 ml**
- **Maximum FC = >60,000 col/100 ml**



IDD&E Sampling - 2013

Area 1

FC levels showed mixed results compared to 2012. 8 of the 9 samples >200. Max = 1,000.

Area 2

FC levels are elevated in a few sections of Area 2. General improvement over 2012. Max = 600.

Area 3

FC levels are elevated in several areas. Max >60,000. Area 3 was not sampled in 2012.



Going Forward

- **Complete inspections/hot-spot sampling throughout township ~25 to 30 locations.**
- **Continued detailed mapping**
- **Additional source investigations:**
 - Dye Tracing - Letters have been submitted to several residents.
 - DNA Testing - To identify source of FC (i.e. human, goose, etc.)
 - TV inspections of catch basins, as needed.
- **Source mitigation, if identified**



Takeaways

- Township in Compliance
- Continue Inspections/Sampling
- Complete mapping effort
- Continue to perform sampling where illicit discharges may be occurring
- Septic system maintenance
- Public participation
- Pollution prevention & good housekeeping
- **Goal is to Improve Water Quality!!!**



For more information contact

Rich Burns

Russ Mehalick

410 Eagleview Blvd., Suite 110

Exton, PA 19341

610.321.1800

rburns@croworld.com

rmehalick@croworld.com

www.croworld.com

