

**DOYLESTOWN  
TOWNSHIP  
2019 BUDGET**





**DOYLESTOWN TOWNSHIP**

**2019 BUDGETS**

- 1. GENERAL FUND**
- 3. FIRE FUND**
- 5. RECREATION FUND**
- 17. DEBT SERVICE FUND**
- 18. CAPITAL PROJECTS FUND**
- 21. OFFSITE IMPROVEMENT FUND**
- 23. CAPITAL FUND RAISING FUND**
- 25. RETENTION BASIN FUND**
- 27. BIKE & HIKE FUND**
- 29. OPEN SPACE FUND**
- 31. CAPITAL RESERVE FUND**
- 35. STATE LIQUID FUELS FUND**
- 41. WATER FUND**
- 51. COMMUNITY SERVICE MEMORIAL FUND**
- 52. AMBULANCE CORP FUND**
- 53. ROADS & BRIDGES FUND**

**PRELIMINARY ADOPTION:  
November 20, 2018**

**FINAL ADOPTION:  
December 18, 2018**

*BOARD OF SUPERVISORS*  
Barbara N. Lyons, Chairman  
Richard F. Colello, Vice Chairman  
Ryan Manion  
Ken Snyder  
Jennifer V. Herring



*BICENTENNIAL COMMITTEE*  
Arthur Zapolski, Chairman  
Chris Nardo, Vice Chairman  
Beth Long, Secretary  
Ted Feldstein  
Tina Mazaheri, Esq.  
Renu Dalal  
Dr. Vail Garvin  
John Arnold  
Alvin Clark  
Barbara N. Lyons, Liaison  
Stu Abramson  
Mary Lou Parry  
David Hansen  
Anne Woodbury  
Christopher Maddish

November 13, 2018

Dear Board of Supervisors,

It is my pleasure to present you with the 2019 Preliminary Budget. As you will recall, in the spring we indicated that we would be changing the format of the Budget Book for 2019. I believe the new layout addresses key elements in the Budget in an easy to read and understand format. The first two sections provide a summary of account detail as well as charts and graphs from 2016 – 2019. The funds are set up similarly to previous years. Section 3 provides you with supporting schedules for 2016-2019 and Section 4 provides you with projections through 2023. This new format was developed by our Budget Analyst and Finance Department.

2018 was an exciting year for the Township as we celebrated our Bicentennial. The Bicentennial Committee conducted fund raising to enable the Township to celebrate this milestone in a variety of ways. Just like our motto "Preserving the Past, Embracing the Future" we incorporated this theme into the budget process as well. We provide you with historical data on revenues and expenses as well as looking out five years to see where we hope to be financially in 2023. All of this is done with the support of our resident volunteers on the Ways and Means Committee, the ongoing diligence of our department heads and the daily work of the Finance Department. It all culminates with our regular Budget Work Sessions throughout the year with you, the Board.

In this year's Budget we've provided a supportive narrative that goes beyond the numbers. It gives you a sense of the accomplishments in our various departments and provides you with a sense of the goals for future Township projects. The 2019 Preliminary Budget demonstrates that the Township is on a sound financial footing now and into 2023.

Please feel free to contact me with any questions regarding the Budget Book.

Sincerely,

  
Stephanie J. Mason  
Township Manager

CC: K. Wallace, Finance Director  
E. Ebenbach, Budget Analyst  
Department Heads



## Table of Contents

<b>Section 1 – Summary Information –covering 2016 – 2019</b>		
	<ul style="list-style-type: none"> <li>○ Budget Introduction</li> <li>○ Executive Summary</li> <li>○ Major Sources of Revenue – Schedule RS</li> <li>○ Major Expenditures – Schedule ES</li> <li>○ Fund Balances Chart</li> <li>○ 2018 Revised Budget Revenue, Expense, Fund Balances</li> <li>○ 2019 Preliminary Budget Revenue, Expense, Fund Balance</li> <li>○ 2019 Preliminary Budget RE Tax Millage Table</li> <li>○ Revenue Chart</li> <li>○ Expenditure Chart</li> <li>○ Budget Schedule/Process</li> <li>○ Township, County, School Millage Chart</li> </ul>	<ul style="list-style-type: none"> <li>1-1 to 1-4</li> <li>1-5</li> <li>1-6</li> <li>1-7</li> <li>1-8</li> <li>1-9</li> <li>1-10</li> <li>1-11</li> <li>1-12</li> <li>1-13</li> <li>1-14</li> <li>1-15</li> </ul>
<b>Section 2 – Detailed Revenue and Expenses by Fund – covering 2015 - 2019</b>		
	<ul style="list-style-type: none"> <li>○ General Fund (01)</li> <li>○ Fire Fund (03)</li> <li>○ Park &amp; Recreation Fund (05)</li> <li>○ Debt Service Fund (17)</li> <li>○ Capital Projects Fund (18)</li> <li>○ Off-Site Improvement Fund (21)</li> <li>○ Capital Fund Raising Fund (23)</li> <li>○ Retention Basin Fund (25)</li> <li>○ Bike &amp; Hike Fund (27)</li> <li>○ Open Space Land Preservation Fund (29)</li> <li>○ Capital Reserve Improvement Fund (31)</li> <li>○ State Liquid Fuels Fund (35)</li> <li>○ Water Fund (41)</li> <li>○ Community Service Memorial Fund (51)</li> <li>○ Ambulance Corp Fund (52)</li> <li>○ Roads &amp; Bridges Fund (53)</li> </ul>	<ul style="list-style-type: none"> <li>2-1 to 2-17</li> <li>2-18</li> <li>2- 19 to 2-21</li> <li>2-22 to 2-23</li> <li>2-24 to 2-25</li> <li>2-26 to 2-27</li> <li>2-28 to 2-29</li> <li>2-30</li> <li>2-31</li> <li>2-32</li> <li>2-33 to 2-35</li> <li>2-36 to 2-38</li> <li>2-39</li> <li>2-40</li> <li>2-41</li> <li>2-42</li> </ul>
<b>Section 3 – Supporting Schedules – covering 2016 – 2019</b>		
Revenue	<ul style="list-style-type: none"> <li>○ Schedule R1 – 2018 Real Estate Tax Revenue by Fund</li> <li>○ Schedule R2 – Real Estate Tax Millage Plan</li> <li>○ Schedule R3 - Real Estate Tax Revenue Detail</li> <li>○ Schedule R4 - State Contributions</li> <li>○ Schedule R5 – Cable TV Franchise Fees</li> <li>○ Schedule R6 – Bldg. Permits, Planning &amp; Zoning</li> <li>○ Schedule R7 – Revenue from DTMA</li> </ul>	<ul style="list-style-type: none"> <li>3-1</li> <li>3-2</li> <li>3-3</li> <li>3-4</li> <li>3-5</li> <li>3-6</li> <li>3-7</li> </ul>
Expense	<ul style="list-style-type: none"> <li>○ Schedule E1 – Debt Service</li> <li>○ Schedule E2 - Public Works - Road Supplies</li> <li>○ Schedule E3 - Public Works - Traffic Repairs</li> <li>○ Schedule E4 - Public Works - Contracted Services</li> <li>○ Schedule E5 – Parks – Contracted Services</li> </ul>	<ul style="list-style-type: none"> <li>3-8</li> <li>3-9</li> <li>3-10</li> <li>3-11</li> <li>3-12</li> </ul>
Capital	<ul style="list-style-type: none"> <li>○ Schedule C1 – Capital/Major Spending Programs for 2018</li> <li>○ Schedule C2 – Capital/Major Spending Programs for 2019</li> <li>○ Schedule T – Transfers to other Funds</li> </ul>	<ul style="list-style-type: none"> <li>3-13</li> <li>3-14 &amp; 3-15</li> <li>3-16</li> </ul>
<b>Section 4 – Five Year Projections – covering 2017 – 2023</b>		
	<ul style="list-style-type: none"> <li>○ Foreword</li> <li>○ Major Revenue Sources – Schedule RS</li> <li>○ Schedule R2 - Real Estate Millage Table</li> <li>○ Major Expenditures – Schedule ES</li> <li>○ Police Expenses</li> <li>○ Administration Expenses</li> <li>○ Public Works Expenses</li> <li>○ Parks recreation &amp; Maintenance Expenses</li> <li>○ Code Expenses</li> <li>○ Fringes Expense</li> <li>○ Schedule E1 - Debt Service</li> <li>○ Schedule T - Transfers to Other Funds</li> <li>○ Fund Balance Chart</li> <li>○ Schedule CS - Capital/Major Spending Programs Summary</li> </ul>	<ul style="list-style-type: none"> <li>4-1</li> <li>4-2</li> <li>4-3</li> <li>4-4</li> <li>4-5</li> <li>4-6</li> <li>4-7</li> <li>4-8</li> <li>4-9</li> <li>4-10</li> <li>4-11</li> <li>4-12</li> <li>4-13</li> <li>4-15 &amp; 4-16</li> </ul>

## **Budget Introduction**

We are pleased to present the Doylestown Township Budget documents for 2019 for public examination. This budget was formulated after a six-month review process that involved collaboration between the Township's Board of Supervisors, the Ways & Means Committee, the Township Manager, Department Heads and the Finance staff.

This Budget Book includes a forecast of expected 2018 financial results (called the 2018 Revised Budget, a proposed budget for 2019 (called the 2019 Preliminary Budget) and projections of future budgets for 2020 through 2023. A summary of these results is shown below, with more detailed information in the following sections of this book.

### **2018 Revised Budget**

Forecasting the expected current year financial performance is an integral part of formulating a budget for the new year and beyond, in order to use that forecast as a leaping off point for the future. The Revised 2018 Budget was developed and refined over time by three separate interviews with Department Heads about the account numbers each of them manages, and then is summarized into reports for review and discussion. The highlights of the Revised Budget for 2018 are as follows:

- We expect to end 2018 with total Fund Balances of \$12.2m, up 4.8m from the Adopted Budget for 2018, based on the following:
  - \$0.6m stronger starting Fund Balances than was budgeted (2017 performance)
  - \$0.9m improvement in Operations Net Income over budget
  - \$0.9m less Capital expenditures than budgeted
  - \$2.4m more unspent New Building funds available than budgeted
- The New Police/Administration building project is now well underway, with occupancy now expected to occur in mid-2019. The project got started in late 2017, after the staff moved into temporary quarters. Phase 1 construction, which built the Police garage and evidence storage complex and repurposed the Publics Works facilities were completed in 2018 after some delay due to weather and other circumstances. That delay affected the demolition schedule of the old Administration building and also the startup of site preparation and construction of the new building (Phase 2). Spending on the project was correspondingly delayed, and the second tranche of borrowing to complete the complex was pushed out to 2019. This resulted in a \$2.1m miss in Building Revenue, more than offset by a \$4.5m delay in Building spending.

- The positive Operational results are expected to come from improved Revenue (\$0.6m), and reduced Expenses (\$0.3m) with the highlights being the following:
  - \$0.4m higher Real Estate Transfer Taxes than budgeted, due mainly to two large one-time transactions – Stonington Estates and Doylestown Health
  - \$0.1m higher Interest income due to the unused Building funding
  - \$0.1m in lower Medical and Dental premiums than budgeted
  - \$0.1m in deferred Line Painting and Bridge repair activities
- The positive Capital financial performance (\$0.9m) is largely the result of projects that have been deferred to 2019 such as Kids Castle upgrade (\$0.4m), three Parks projects (\$.3m), and Stormwater mitigation projects (\$0.1m). Projects that were completed include:
  - Road Maintenance – The Estates, Cedar Crest Farms, and others - at \$640K, \$15K over budget
  - Trails completed – Lower State Rd to the YMCA and the final phase of Neshaminy Greenway III.
  - Roads Infrastructure Database – this project is expected to be completed in 2018, and to provide the Township with objective data from which to formulate the scope and optimal methodologies to employ in future road maintenance programs. This project will be completed for \$9K, at a savings of \$76K over what was budgeted.

### **2019 – 2023 Five Year Budget Perspective**

The budget process involved a review of past spending and revenue patterns and five year future spending and revenue projections in order to provide context to the financial decisions that are part and parcel of the 2019 Preliminary Budget. The important achievements of the 2019 Preliminary Budget Plan over the period 2019 – 2023 include:

- Continuation of the Township’s ability to provide the many desired resident services including restoring the Police Department to full strength of 21 sworn officers during 2019;
- Net Operational Income remains positive over 2019 – 2023, averaging \$350K per year;
- Providing sufficient funding to complete the construction of the new Police and Administration building (involving an additional \$2m in Bond funding);
- Providing sufficient funding (\$1.4m) to replace the Chapman Road bridge in 2021 if required, using additional Bond funding;
- Providing sufficient funding to complete \$3.5m in Road restoration over the next five years, including a complete rebuild in the Pebble Ridge Woodridge and Vicinity Sewer Project area during 2021 and 2022. This will be accomplished in part by careful analysis

of objective road data obtained as a result of the 2018 Infrastructure Database capital program, and by taking more advantage of funds (\$0.7m) provided by the State in it's State Liquid Fuels aid package;

- Providing sufficient funding for \$7.4m in additional Capital spending over the next five years for a variety of projects (not including the New Building, Chapman Rd Bridge, or Road projects) which includes \$0.8m to complete the fit out of the new building and \$1.9m in unfunded mandate spending required to upgrade our Stormwater infrastructure. These projects are funded by \$3.2m in transfers from the General Fund Reserve, \$2.3m in Grants/Donations, a \$0.4m term loan, and the balance by draw downs in the Capital Reserve, Parks, and Offsite Fund balances;
- Matching the projected rise in Debt Service obligations that will result from the New Building and potential Chapman Rd. Bridge projects by a modest Real Estate Tax increase in 2019 (1/2 mill/\$23.40 per average household per year) and 1.5 mills more spread over 2020 – 2023.
- Providing Non-Uniform staff average increases of 3.0% over the five year period, and set Uniform staff increases at 3.5% (the current annual rate), pending the conclusion of Contract negotiations later this year. Additionally, we will implement an increase from 1% to 5% in medical premium contributions for pre-2012 Non-Uniform employees;
- And by prudent management of the Township's fund balances, this budget leaves the Township with healthy 2023 balances in all Funds, including the General Fund, whose 2023 ending balance is projected to be 10.6 % of the 2023 Operational spending, meeting our target minimum of 10% in the fifth year.

### **Discussion of the Principal Elements included in the 2019 Preliminary Budget**

Principal elements include:

- Total revenue of \$15.6m, up \$1.8m from 2018, including \$2.0m of New Building borrowing that was postponed from 2018, a \$0.3m reduction in Real Estate Transfer tax revenue with offsets.
  1. The largest Revenue source is expected to be Earned Income Tax at \$4.2m, up 1.8% from 2018
  2. Real Estate Tax revenue is expected to be \$3.4m, including:
    - I. An increase of ½ mil to Debt Service to cover New Building debt repayment obligations. The impact on average Township household will be \$23.40 per year.
    - II. A reallocation of 1 ¼ mills from the General Fund to Parks & Recreation to make Parks operations self-sufficient without fund transfers.

- Expenses will total \$20.4m, including \$5.1m of New Building construction and \$2.9m in Capital spending
  1. Largest Operations expense will be Salaries at \$4.9m
    - I. Police – addition of one patrol officer to bring staff up to authorized level of 21
    - II. Non-Uniform raises averaging 3.0%/Police 3.5% (pending the conclusion of Contract negotiations)
  2. Second largest Operations expense – Fringes at \$3.1m, of which \$1.3m is for Pensions (including \$275K of extra MMO contribution), and \$1.0m for Medical insurance premiums
  3. All Other Operations expenses - \$4.2m
- Net Operating Income of \$0.4m
- Total transfers of \$691K, \$660K to Capital Reserve and Parks funds for Capital Projects
- Major/Capital Spending Activity
  1. New Building project will obtain second round of \$2m financing in the Spring, and construction is expected to finish by mid-year, with spending of \$5.1m forecast. We are also planning \$730K in five Capital projects to fit out/equip the new building.
  2. The Township Roads Maintenance program, budgeted at \$550K, will use data from 2018's Infrastructure data project to select the Roads that will be tackled in 2019.
  3. Storm Water – 2019 programs budgeted at \$192K including the unfunded mandate MS4 program.
  4. Kids Castle will move forward using Grant and fund raising - \$400K
  5. Public Works will construct an equipment storage facility - \$196K, and upgrade/repair Park Lighting - \$235K
  6. Parks Maintenance will replace deteriorated Turk park backstops, playground equipment and play surface, spending \$150K
  7. Public Works will start a number of Grant supported traffic improvement and trail projects. The spending will total \$317K in 2019; the Township's portion of that total will be approximately \$20K.



**DOYLESTOWN TOWNSHIP**  
**FULL YEAR FINANCIAL FORECAST - EXECUTIVE SUMMARY - \$ in thousands**  
**Actual Data as of 9/30/2018**

REVENUE	2018 Revised Budget	2019 Prelim Budget	2019 Higher/(Lower)	% Change	R E V E N U E
<b>OPERATIONS</b>					
Earned Income Tax:	\$4,175.6	\$4,248.7	\$73.1	1.8%	
RE Taxes:	\$3,247.1	\$3,388.7	\$141.6	4.4%	
RE Transfer/LST Taxes:	\$1,594.9	\$1,290.0	(\$304.9)	-19.1%	
Permits/Fees:	\$1,185.7	\$1,134.6	(\$51.1)	-4.3%	
State Aid:	\$1,082.6	\$1,081.3	(\$1.2)	-0.1%	
Water (passthrough):	\$1,018.8	\$1,035.7	\$16.9	1.7%	
Interest/Donations/Misc:	\$503.2	\$417.3	(\$85.9)	-17.1%	
<b>OPERATIONS TOTAL:</b>	<b>\$12,807.8</b>	<b>\$12,596.3</b>	<b>(\$211.5)</b>	<b>-1.7%</b>	
Capital Financing/Grants:	\$782.6	\$783.0	\$0.4	0.1%	
Building Project	\$0.0	\$2,003.1	\$2,003.1		
Capital Lease Issuance:	\$181.2	\$207.5	\$26.3	14.5%	
<b>TOTAL:</b>	<b>\$13,771.6</b>	<b>\$15,590.0</b>	<b>\$1,818.4</b>	<b>13.2%</b>	

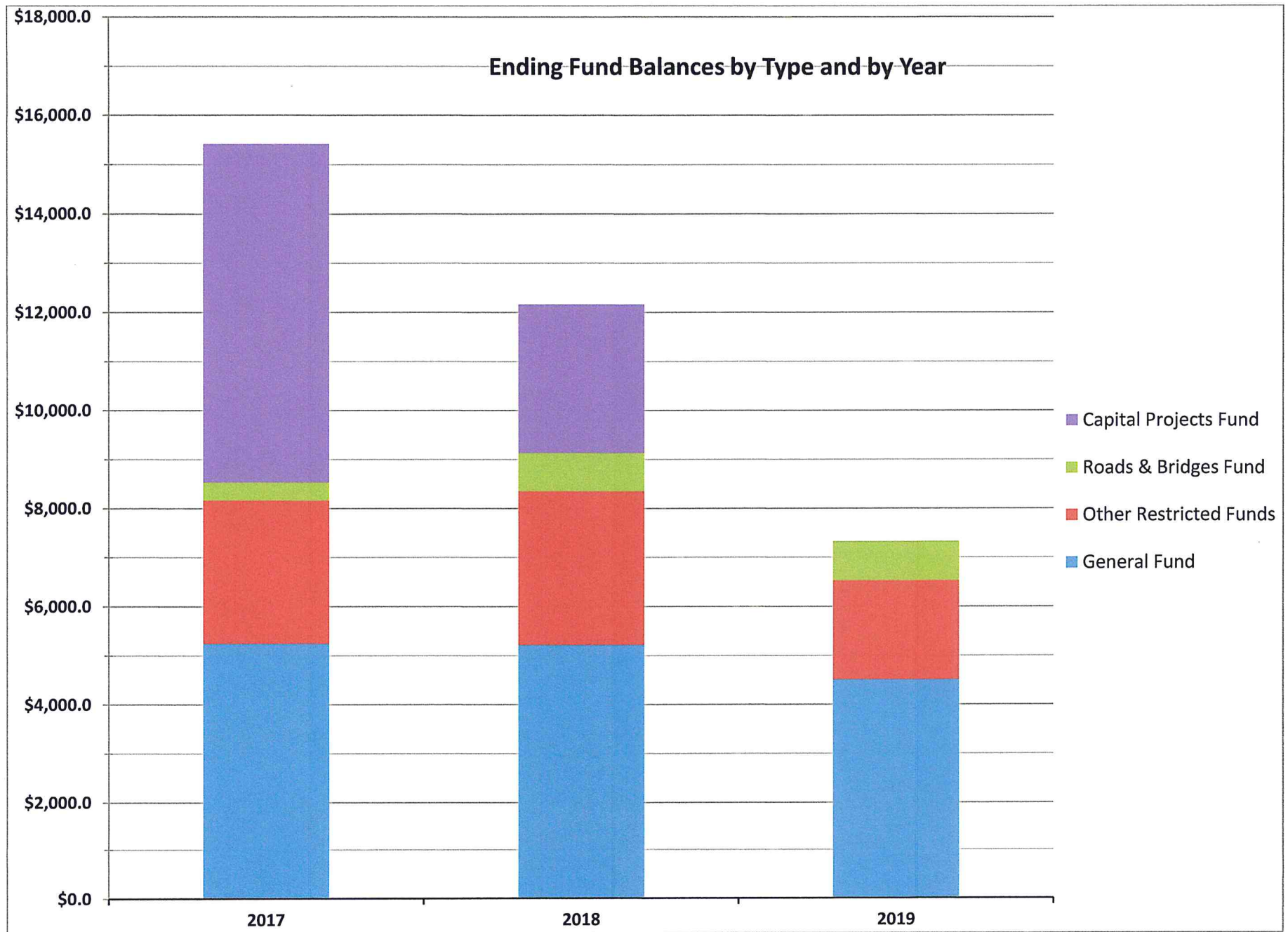
EXPENSE by Dept	2018 Revised Budget	2019 Prelim Budget	2019 (Higher)/Lower	% Change	E X P E N S E
<b>OPERATIONS</b>					
Police:	\$2,449.2	\$2,581.5	(\$132.3)	-5.4%	
Administration:	\$1,789.7	\$1,918.0	(\$128.4)	-7.2%	
Public Works:	\$1,121.2	\$1,256.5	(\$135.3)	-12.1%	
P & R - Services & Mgmt:	\$309.3	\$310.8	(\$1.5)	-0.5%	
Parks - Maintenance:	\$536.1	\$529.1	\$6.9	1.3%	
Water:	\$651.8	\$678.2	(\$26.4)	-4.0%	
Code:	\$322.6	\$347.9	(\$25.2)	-7.8%	
Fringes:	\$3,086.2	\$3,084.0	\$2.2	0.1%	
<b>DEPARTMENTAL SUBTOTAL:</b>	<b>\$10,266.1</b>	<b>\$10,706.1</b>	<b>(\$440.0)</b>	<b>-4.3%</b>	
Other Operating Expenses:	\$1,182.6	\$1,508.9	(\$326.4)	-27.6%	
<b>OPERATIONS TOTAL:</b>	<b>\$11,448.7</b>	<b>\$12,215.0</b>	<b>(\$766.3)</b>	<b>-6.7%</b>	
Capital	\$1,447.5	\$2,935.2	(\$1,487.7)		
Building Project	\$3,950.0	\$5,069.5	(\$1,119.5)		
Capital Leases	\$181.2	\$207.5	(\$26.3)		
<b>TOTAL:</b>	<b>\$17,027.4</b>	<b>\$20,427.2</b>	<b>(\$3,399.8)</b>	<b>-20.0%</b>	

## Schedule RS: MAJOR SOURCES OF REVENUE - for the listed years

Item	Prior Year Actuals 2016	Last Year 2017	Revised Budget 2018	Prelim Budget 2019	Comments
Earned Income Tax	\$ 4,017.8	\$ 4,119.6	\$ 4,175.6	\$ 4,248.7	Forecast to grow at 1.75% per year
RE Taxes	\$ 2,902.0	\$ 3,200.7	\$ 3,247.1	\$ 3,388.7	See Schedules R1 - R3
State Contributions	\$ 849.9	\$ 899.7	\$ 943.6	\$ 942.4	See Schedule R4
LST Tax	\$ 608.4	\$ 618.3	\$ 615.0	\$ 620.0	Forecast to grow at 1.7% per year
Real Estate Transfer Tax	\$ 700.2	\$ 616.9	\$ 979.9	\$ 670.0	Regular run rate + \$60K one time
TV Franchise Fees	\$ 458.2	\$ 423.2	\$ 411.0	\$ 411.0	See Schedule R5
Bldg Permits, Planning & Zoning	\$ 465.4	\$ 567.3	\$ 446.5	\$ 413.5	See Schedule R6
Revenue from DTMA	\$ 900.7	\$ 1,015.4	\$ 1,018.8	\$ 1,035.7	See Schedule R7
All Other	\$ 1,073.1	\$ 963.5	\$ 970.4	\$ 866.4	Spread over 65 account codes
Subtotal for Operations Revenue	\$ 11,975.8	\$ 12,424.5	\$ 12,807.8	\$ 12,596.3	
Grants/Capital Revenue	\$ 869.5	\$ 605.0	\$ 782.6	\$ 783.0	
Building Project Revenue	\$ -	\$ 9,995.8	\$ -	\$ 2,003.1	Second tranche of borrowing
Capital Lease Issuance	\$ 187.6	\$ 241.4	\$ 181.2	\$ 207.5	Offset by equal expense
Total	\$ 13,032.9	\$ 23,266.8	\$ 13,771.6	\$ 15,590.0	

## Schedule ES: MAJOR EXPENDITURES - for the listed years

Item	Prior Year Actuals 2016	Last Year 2017	Revised Budget 2018	Prelim Budget 2019	Comments
Operations Salaries					
Police	\$ 2,110.8	\$ 2,153.9	\$ 2,237.2	\$ 2,343.6	Add 21st officer + 3.5% increases
Admin	\$ 632.8	\$ 713.7	\$ 710.2	\$ 788.5	Reallocation + 3.0% avg. increase
PW Roads & Bldg	\$ 522.4	\$ 473.8	\$ 563.8	\$ 563.3	
Water	\$ 523.5	\$ 638.9	\$ 651.8	\$ 678.2	\$20K provision for part time staff
All Other	\$ 511.2	\$ 503.4	\$ 549.1	\$ 545.6	Raises at 3.0% offset by reallocation
Salaries Subtotal:	\$ 4,300.6	\$ 4,483.7	\$ 4,712.2	\$ 4,919.2	One officer + 3% increases
Operations Fringes					
Pension Expenses	\$ 731.9	\$ 749.1	\$ 1,254.8	\$ 1,280.3	MMO + \$275K additional payment
Medical Insurance	\$ 949.0	\$ 895.8	\$ 1,051.8	\$ 1,004.6	+3%, offset by RSF and discount
FICA	\$ 329.9	\$ 343.5	\$ 356.9	\$ 369.6	
All Other	\$ 403.6	\$ 416.5	\$ 422.7	\$ 429.5	
Fringes Subtotal:	\$ 2,414.5	\$ 2,404.9	\$ 3,086.2	\$ 3,084.0	
Other Operations Expenses					
Debt Service	\$ 646.4	\$ 508.5	\$ 400.0	\$ 721.6	See Schedule E1
ADMIN - Engineering	\$ 242.8	\$ 125.0	\$ 189.0	\$ 210.0	\$25K for Turk Rd Study conclusion
ADMIN - Insurance	\$ 279.1	\$ 275.2	\$ 237.4	\$ 241.8	Favorable experience in 2018
PUBWKS - Road Supplies	\$ 91.3	\$ 69.3	\$ 127.0	\$ 140.7	See Schedule E2
PUBWKS - Traffic Repairs	\$ 206.7	\$ 109.3	\$ 150.0	\$ 219.5	See Schedule E3
PUBWKS - Contracted Services	\$ 137.5	\$ 63.9	\$ 156.3	\$ 168.3	See Schedule E4
PARKS - Contracted Services	\$ 83.5	\$ 96.5	\$ 140.0	\$ 170.0	See Schedule E5
SUM - Fire Relief	\$ 170.3	\$ 151.7	\$ 139.0	\$ 139.0	
SUM - Fire Companies	\$ 332.4	\$ 338.0	\$ 341.0	\$ 340.0	
SUM - Operating Leases	\$ 194.6	\$ 241.7	\$ 208.2	\$ 212.9	
All Other	\$ 1,262.7	\$ 1,349.1	\$ 1,562.4	\$ 1,648.3	Spread across 171 account codes
Subtotal for Operations Expense	\$ 10,362.4	\$ 10,216.8	\$ 11,448.7	\$ 12,215.0	
Capital Expense	\$ 1,547.5	\$ 1,575.9	\$ 1,447.5	\$ 2,935.2	See Capital Schedules C
Building Project Expense	\$ 122.1	\$ 2,848.4	\$ 3,950.0	\$ 5,069.5	
Capital Lease Expense	\$ 187.6	\$ 241.4	\$ 181.2	\$ 207.5	Offset by equal revenue
Total	\$ 12,219.6	\$ 14,882.5	\$ 17,027.4	\$ 20,427.2	



**Doylestown Township 2018 Revised Budget**

	<u>*REVENUE</u>	<u>Used Reserve</u>	<u>*EXPENSE</u>	<u>FUND BALANCES</u>
<b>General Fund</b>	\$9,503,678	(\$29,542)	\$9,533,220	\$5,212,778
<b>Fire Fund</b>	\$340,091	(\$932)	\$341,023	\$6,078
<b>Recreation Fund</b>	\$747,109	(\$39,479)	\$786,588	\$533,238
<b>Debt Service</b>	\$544,008	\$144,008	\$400,000	\$234,094
<b>Building Projects</b>	\$94,560	(\$3,855,440)	\$3,950,000	\$3,039,600
<b>Offsite Improvement Fund</b>	\$78,622	\$36,144	\$42,479	\$521,394
<b>Capital Fund Raising Fund</b>	\$82,901	\$1,972	\$80,930	\$277,057
<b>Retention Basin Fund</b>	\$199	(\$15,551)	\$15,750	\$7,876
<b>Bike &amp; Hike Fund</b>	\$93	\$93	\$0	\$12,068
<b>Open Space Fund</b>	\$0	(\$273)	\$273	\$0
<b>Capital Reserve Fund</b>	\$997,282	\$49,095	\$948,187	\$760,307
<b>State Liquid Fuels Fund</b>	\$606,566	\$11,021	\$595,546	\$750,577
<b>Water Fund</b>	\$675,765	\$23,932	\$651,834	\$2,543
<b>CSM Fund</b>	\$150	(\$250)	\$400	\$20,852
<b>Ambulance Fund</b>	\$102,178	\$7,783 12	\$94,395	\$10,008
<b>Roads and Bridges</b>	\$951,656	\$411,656 16	\$540,000	\$778,892
<b>Total</b>	<u>\$14,724,859</u>	<u>(\$3,255,765)</u>	<u>\$17,980,624</u>	<u>\$12,167,361</u>
Note:				
* includes interfund transfers of:	\$953,273		\$953,273	
<b>Total net of transfers</b>	\$13,771,586		\$17,027,351	

### Doylestown Township 2019 Prelim Budget

	<u>*REVENUE</u>	<u>Used Reserve</u>	<u>*EXPENSE</u>	<u>FUND BALANCES</u>
<b>General Fund</b>	\$8,921,918	(\$707,411)	\$9,629,329	\$4,505,367
<b>Fire Fund</b>	\$343,485	\$3,485	\$340,000	\$9,563
<b>Recreation Fund</b>	\$1,227,601	(\$390,892)	\$1,618,492	\$142,346
<b>Debt Service</b>	\$684,800	(\$36,801)	\$721,600	\$197,293
<b>Building Projects</b>	\$2,038,120	(\$3,031,368)	\$5,069,488	\$8,232
<b>Offsite Improvement Fund</b>	\$23,300	(\$23,700)	\$47,000	\$497,694
<b>Capital Fund Raising Fund</b>	\$79,900	\$900	\$79,000	\$277,957
<b>Retention Basin Fund</b>	\$50	(\$7,450)	\$7,500	\$426
<b>Bike &amp; Hike Fund</b>	\$110	\$110	\$0	\$12,178
<b>Open Space Fund</b>	\$0	\$0	\$0	\$0
<b>Capital Reserve Fund</b>	\$1,159,313	(\$553,366)	\$1,712,679	\$206,941
<b>State Liquid Fuels Fund</b>	\$605,665	(\$113,235)	\$718,900	\$637,342
<b>Water Fund</b>	\$678,503	\$301	\$678,202	\$2,844
<b>CSM Fund</b>	\$160	\$160	\$0	\$21,012
<b>Ambulance Fund</b>	\$103,195	\$7,695 12	\$95,500	\$17,703
<b>Roads and Bridges</b>	\$414,342	\$14,342 16	\$400,000	\$793,234
<b>Total</b>	<u>\$16,280,462</u>	<u>(\$4,837,228)</u>	<u>\$21,117,690</u>	<u>\$7,330,132</u>
Note:				
* includes interfund transfers of:	\$690,500		\$690,500	
<b>Total net of transfers</b>	\$15,589,962		\$20,427,190	

November 9, 2018

**DOYLESTOWN TOWNSHIP  
2019 Prelim Budget  
REAL ESTATE TAX MILLAGE**

		<u>2018</u>	<u>2019</u>
Fund #1	General Fund <sup>1</sup>	6.000	4.750
Fund #3	Fire Fund	1.250	1.250
Fund #5	Recreation Fund <sup>1</sup>	0.750	2.000
Fund #17	Debt Service <sup>2</sup>	2.000	2.500
Fund #21	Offsite Improvement Fund	0.000	0.000
Fund #23	Capital Fund Raising	0.000	0.000
Fund #25	Detention Basin Fund	0.000	0.000
Fund # 29	Open Space Fund	0.000	0.000
Fund #31	Capital Reserve Fund	0.000	0.000
Fund #35	State Liquid Fuels	0.000	0.000
Fund # 41	Water Fund	0.000	0.000
Fund #52	Ambulance Fund	0.375	0.375
Fund #53	Roads & Bridges Fund	1.500	1.500
	<b>MILLAGE TOTAL:</b>	<b>11.875</b>	<b>12.375</b>
	<i>Increase (Decrease)</i>		<b>0.500</b>

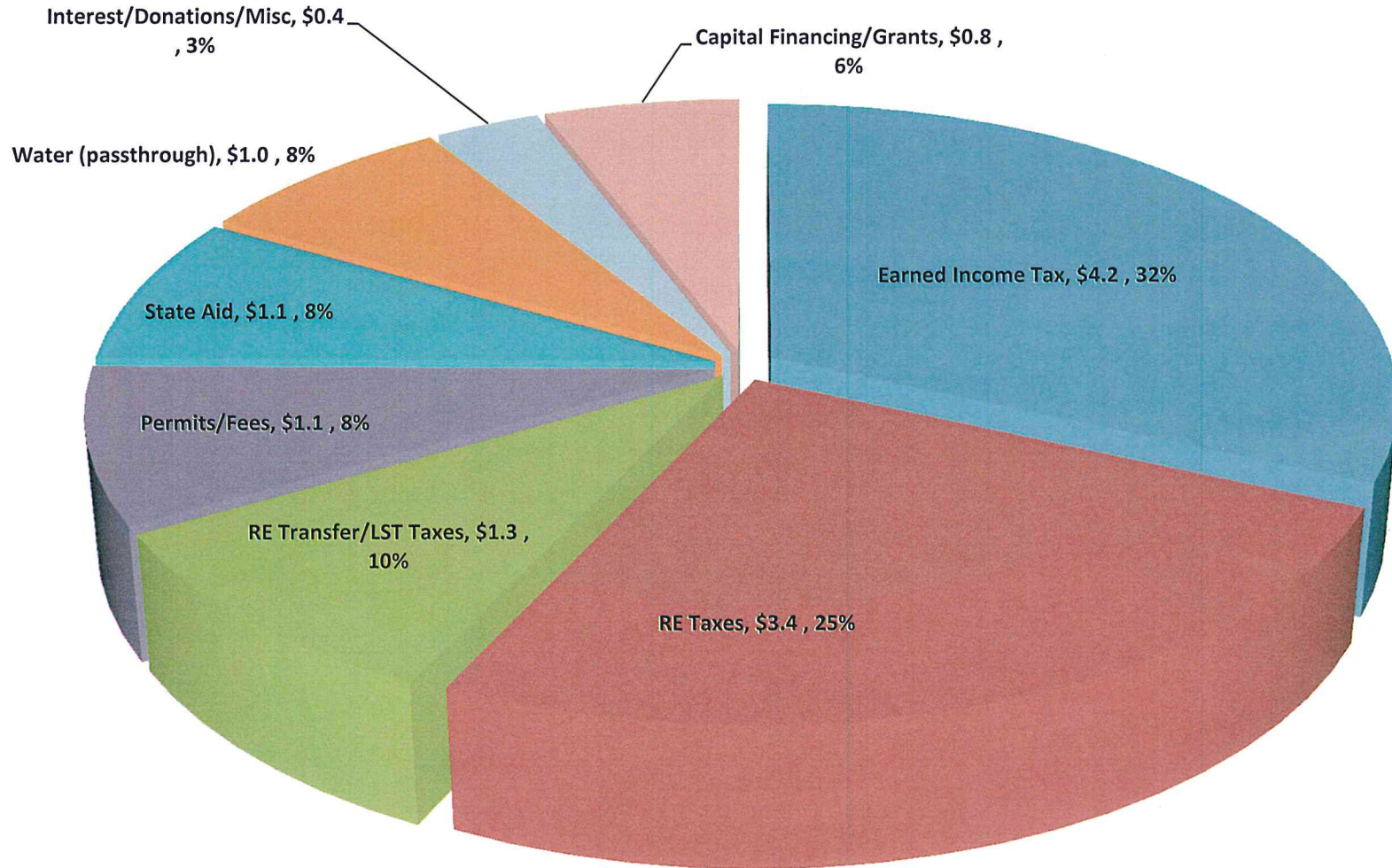
<b>Gross Assessment</b>	\$276,559,080
<b>Value of One Mill</b>	\$276,559
<b>Allowance for discount and Uncollectible</b>	2%
<b>Net Mill</b>	<b>\$271,028</b>

Notes

<sup>1</sup> Millage reallocation

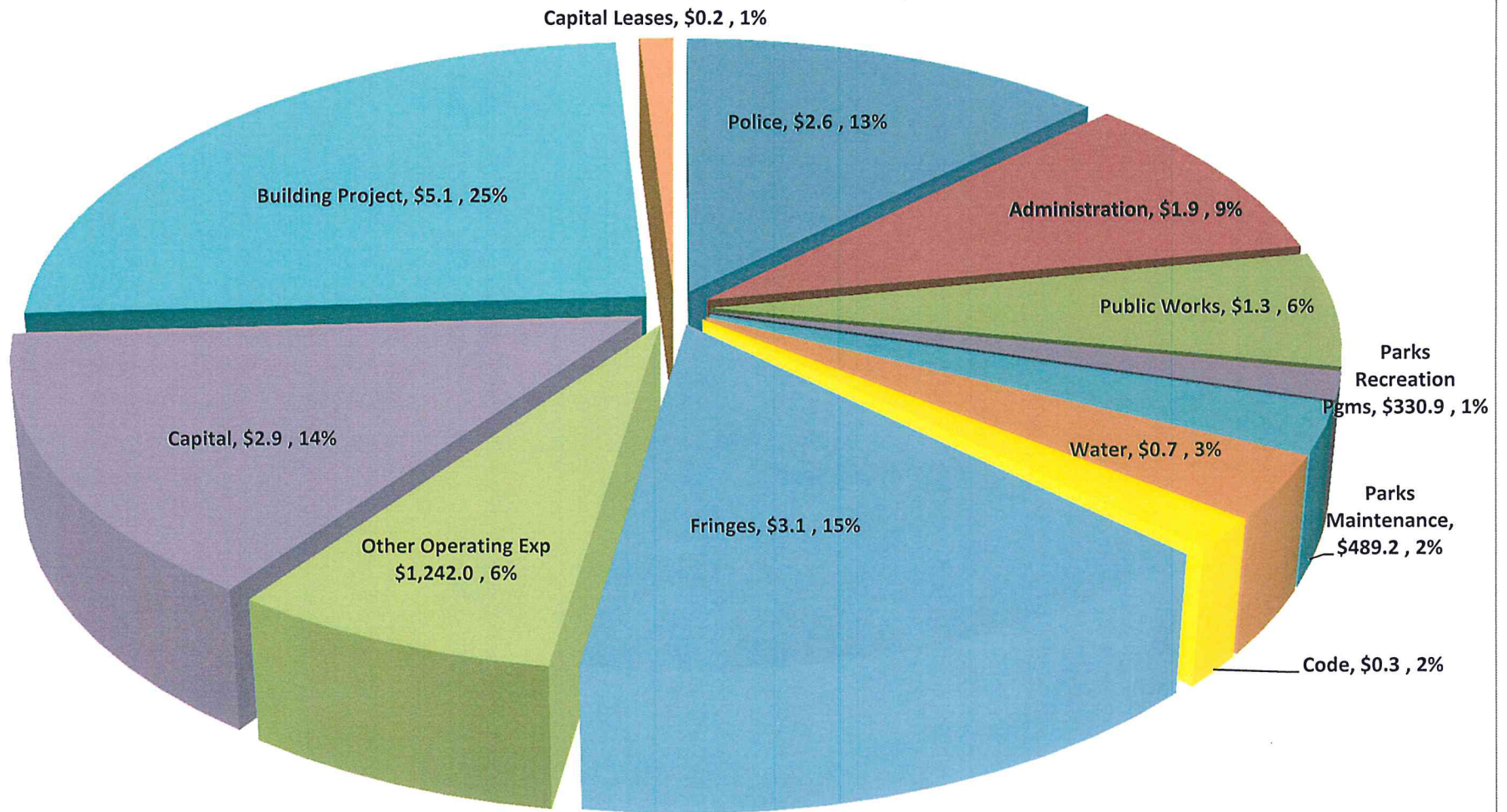
<sup>2</sup> New Millage

## PROPOSED 2019 BUDGET REVENUE by SOURCE



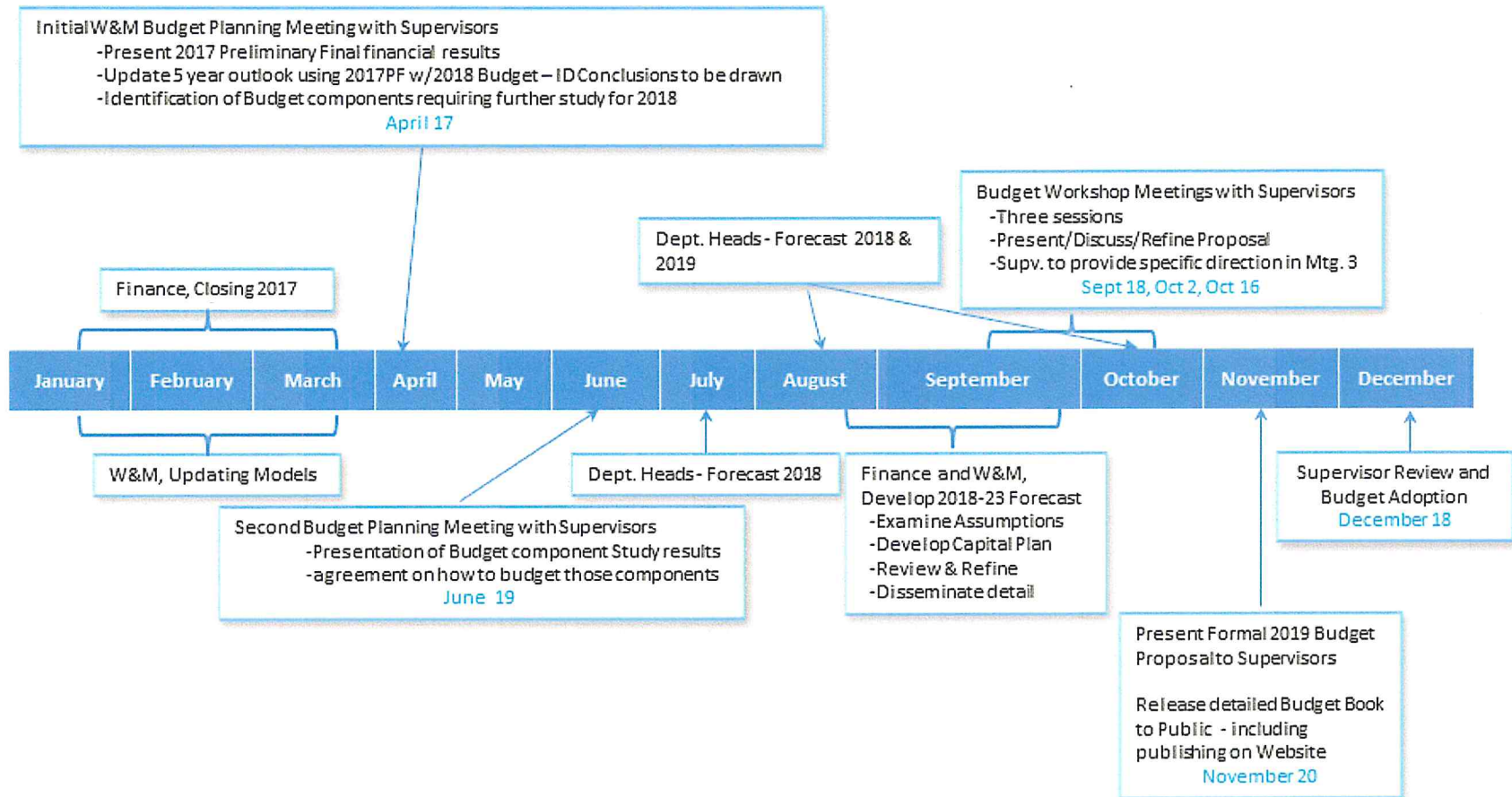


## PROPOSED 2019 BUDGET EXPENSES by DEPARTMENT



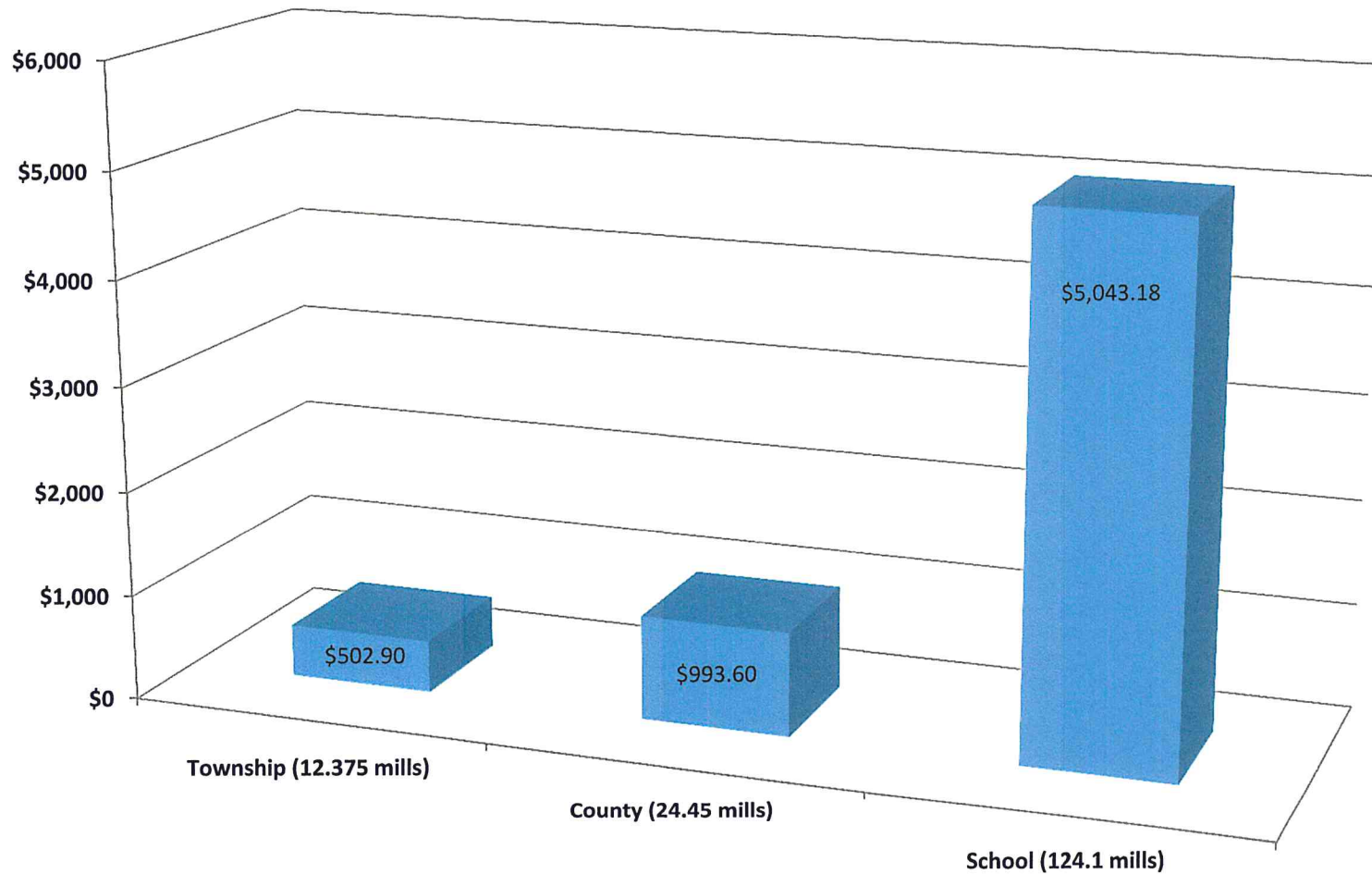
# 2019 BUDGET PLANNING

## Township Budget Process - 2018 Schedule of Events



April 16, 2018

**Doylestown Township  
Average 2019 Real Estate Taxes  
by Township, County, and School District**  
(1 mill = \$271,028)  
Average Assessment = \$40,638)



DOYLESTOWN TOWNSHIP  
GENERAL FUND INCOME AND EXPENDITURE SCHEDULE  
2019 Budget, Fund 01

	2015 Prior Yr Actuals	2016 Prior Yr Actuals	2017 Last Yr	2018 Budget	2018 Forecast	2019 Prelim Budget	SCHEDULE A -Z
<b>RESERVE FOR GENERAL FUND.</b>	3,784,183	3,916,175	4,537,572	3,686,030	5,242,320	5,212,778	
<b>REVENUES</b>							
<b>301 REAL ESTATE TAXES - Millage</b>	<b>GENERAL FUND</b>	5.750	7.000	6.000	6.000	4.750	R2
.100 Real Est. Tax Current	1,499,042	1,512,121	1,861,133	1,610,809	1,610,809	1,287,383	RS, R1, R3
.201 Act 515 Breach Tax							
.200 Prior Yr Tax Revenue	4,504	3,191	5,234	2,500	27,375	100	RS, R1, R3
.300 Delinquent Tax Collector	64	0	0	100	0	(0)	RS, R1, R3
.400 RE Taxes - Delinq. Tax Col.	21,526	19,068	20,345	20,500	15,520	17,500	RS, R1, R3
	-----	-----	-----	-----	-----	-----	
Sub-total	1,525,136	1,534,380	1,886,712	1,633,909	1,653,703	1,304,983	
<b>310 LOCAL TAX ENABLING ACT</b>							
.100 Real Est. Transf.	493,375	700,222	616,891	550,000	979,857	670,000	RS
.200 Earned Income Tax	9,600	0	0	0	0	0	RS
.210 Earned Income Tax - Current Yr	3,945,400	4,017,840	4,119,550	4,125,620	4,175,600	4,248,700	RS
.500 Local Services Tax	627,473	608,417	618,296	615,000	615,000	620,000	RS
	-----	-----	-----	-----	-----	-----	
Sub-total	5,075,849	5,326,479	5,354,737	5,290,620	5,770,457	5,538,700	
<b>321 BUSINESS LICENSES AND PERMITS</b>							
.800 Cable TV Franchise Fee	181,960	212,494	190,746	206,712	185,000	185,000	RS,R5
.801 FIOS TV Franchise	228,695	245,683	232,474	270,865	226,000	226,000	RS, R5
.910 Pumper/Hauler Permits	950	900	850	850	200	450	
	-----	-----	-----	-----	-----	-----	
Sub-total	411,605	459,076	424,070	478,427	411,200	411,450	

DOYLESTOWN TOWNSHIP  
GENERAL FUND INCOME AND EXPENDITURE SCHEDULE  
2019 Budget, Fund 01

	2015 Prior Yr Actuals	2016 Prior Yr Actuals	2017 Last Yr	2018 Budget	2018 Forecast	2019 Prelim Budget	SCHEDULE A - Z
<b>331 FINES &amp; FORFEITS</b>							
.110 Veh. & Crime Fines	49,627	46,514	44,625	45,000	45,000	45,000	
	-----	-----	-----	-----	-----	-----	
Sub-total	49,627	46,514	44,625	45,000	45,000	45,000	
<b>341 INTEREST &amp; RENTS</b>							
.010 Earn./Invest.	26,014	40,538	44,743	40,000	60,841	64,000	
	-----	-----	-----	-----	-----	-----	
Sub-total	26,014	40,538	44,743	40,000	60,841	64,000	
<b>.330 INTERGOVERNMENTAL REVENUES</b>	11,049	9,995	9,777	23,000	22,882	35,000	
	-----	-----	-----	-----	-----	-----	
Sub-total	11,049	9,995	9,777	23,000	22,882	35,000	
<b>351 FEDERAL OPERATING GRANTS</b>							
.010 Conservation Grant	0	0	0	25,000	0	25,000	
	-----	-----	-----	-----	-----	-----	
Sub-total	0	0	0	25,000	0	25,000	
<b>354 REVENUE, GRANTS</b>							
.030 Community Development-ARLE Grant	25,622	18,794	0	0	0	0	
.530 State Capital and Operating Grants	0	83,015	0	0	0	0	
	-----	-----	-----	-----	-----	-----	
Sub-total	25,622	101,809	0	0	0	0	

DOYLESTOWN TOWNSHIP  
GENERAL FUND INCOME AND EXPENDITURE SCHEDULE  
2019 Budget, Fund 01

	2015 Prior Yr Actuals	2016 Prior Yr Actuals	2017 Last Yr	2018 Budget	2018 Forecast	2019 Prelim Budget	SCHEDULE A - Z
<b>355 STATE SHARED REVENUE</b>							
.010 PUC Realty Tax	8,976	8,755	8,474	9,130	8,746	9,000	RS, R4
.070 Foreign Fire Premium Insurance Tx	171,573	170,270	151,676	151,676	138,963	138,963	
.080 Liquor Licenses	2,400	2,000	2,100	2,400	3,100	3,100	RS, R4
.120 Forgn Cas. Act 205	258,775	293,101	321,178	321,178	332,592	332,592	RS, R4
	-----	-----	-----	-----	-----	-----	
Sub-total	441,724	474,126	483,428	484,383	483,401	483,655	
 <b>359 LOCAL GOVT. &amp; AUTH. PAYMENT IN LIEU OF TAXES</b>							
.100 Bcks Cnty Housing Auth.	19,826	19,826	19,826	19,825	19,825	19,825	
.200 Neshaminy Manor	10,000	10,000	10,000	10,000	10,000	10,000	
	-----	-----	-----	-----	-----	-----	
Sub-total	29,826	29,826	29,826	29,825	29,825	29,825	
 <b>361 GENERAL GOVT. DEPARTMENT EARNINGS</b>							
.300 Subdiv. Ld. Dev. Fees	6,310	6,040	18,180	11,500	11,500	8,000	RS, R6
.340 Zon Hearing Fees	10,000	14,830	8,400	7,000	18,000	15,000	RS, R6
.350 Return Check Fee	0	35	0	70	70	70	
.360 Escrow Admin. Fees	10,133	8,394	10,812	11,400	11,400	10,000	RS, R6
.400 News Letter Ad Revenue	11,524	6,074	11,046	8,500	4,290	7,500	
.500 Sale of Maps & Pub.	187	281	703	350	5	150	
.501 Meeting Room Use Fee	1,100	350	100	0	0	0	
.502 Cell Tower Lease	64,514	61,779	54,763	55,000	50,676	54,000	
	-----	-----	-----	-----	-----	-----	
Sub-total	103,768	97,783	104,003	93,820	95,941	94,720	

DOYLESTOWN TOWNSHIP  
GENERAL FUND INCOME AND EXPENDITURE SCHEDULE  
2019 Budget, Fund 01

	2015 Prior Yr Actuals	2016 Prior Yr Actuals	2017 Last Yr	2018 Budget	2018 Forecast	2019 Prelim Budget	SCHEDULE A - Z
<b>362 PUBLIC SAFETY &amp; PROTECTION INSPECTION</b>							
.000 Public Safety	0	0	15	0	0	0	RS, R4
.100 Sp. Police Serv.	45,381	41,229	380	0	1,455	1,000	
.110 Sale of Acct. Rpts.	8,435	13,273	10,369	12,000	7,700	8,000	
.120 Solicitor Permits	1,650	3,015	1,850	2,100	3,075	2,600	
.130 Security Alarm Monitoring	1,745	1,535	8,060	8,500	6,527	7,000	
.135 Fire Alarm	847	239	469	300	100	300	RS, R6
.410 Blding Permits	172,163	332,550	365,767	300,000	297,671	273,650	RS, R6
.411 Mechanical Permit	40,181	24,349	81,134	70,000	33,638	30,000	RS, R6
.412 Electrical Permit	15,700	15,794	13,914	13,000	13,000	13,000	RS, R6
.413 Demolition Permit	1,700	3,300	2,510	2,500	2,500	2,500	RS, R6
.414 Permit/Cert of Compliance	4,540	2,250	500	2,250	1,500	1,500	RS, R6
.415 PA UCC Fees	16,325	28,294	28,039	30,000	30,000	30,000	RS, R6
.416 Burn Permit	50	300	300	200	250	0	RS, R6
.420 Grading Permits	5,750	4,750	8,660	7,000	2,000	2,500	RS, R6
.430 Plbing Permits	9,409	14,552	18,790	18,000	10,760	12,000	RS, R6
.435 Well Permit	225	600	400	400	400	400	RS, R6
.445 Septage Inspection	0	50	0	0	0	0	RS, R6
.460 Sign Permits	950	300	0	0	0	0	RS, R6
.470 Deed Registration	2,296	3,250	2,820	2,600	3,500	3,500	RS, R6
.480 Fire Prevention Permit	2,913	3,848	5,279	10,000	9,000	10,000	RS, R6
.490 Fire Marshal Permit	365	0	50	150	250	150	RS, R6
.820 Highway Occupancy	2,650	1,710	1,325	1,500	1,000	1,000	RS, R6
	-----	-----	-----	-----	-----	-----	
<b>Sub-total</b>	<b>333,275</b>	<b>495,189</b>	<b>550,630</b>	<b>480,500</b>	<b>424,326</b>	<b>399,100</b>	

DOYLESTOWN TOWNSHIP  
GENERAL FUND INCOME AND EXPENDITURE SCHEDULE  
2019 Budget, Fund 01

	2015 Prior Yr Actuals	2016 Prior Yr Actuals	2017 Last Yr	2018 Budget	2018 Forecast	2019 Prelim Budget	SCHEDULE A -Z
<b>380 MISC. REVENUE</b>							
.010 Township	33,188	9,410	45,078	20,000	31,995	15,000	
.100 Sale of Surpls Prop.	61,853	48,576	25,463	15,000	12,816	16,500	
.150 Rev. from DTMA	15,839	37,929	38,915	38,915	38,915	39,926	RS, R7
.152 Fringe Charged to DTMA	231,377	256,184	299,641	287,098	304,390	317,560	RS, R7
.160 Rev. fr Recycle Grant	64,593	73,524	57,742	59,000	59,000	71,000	
.325 Insurance Reimbursement	16,297	61,223	14,463	27,000	13,263	15,000	
	-----	-----	-----	-----	-----	-----	
<b>Sub-total</b>	<b>423,146</b>	<b>486,847</b>	<b>481,302</b>	<b>447,013</b>	<b>460,379</b>	<b>474,986</b>	
<b>(16-01-391)</b>							
<b>391 FIXED ASSET DISPOSITION</b>							
.100 Sales of General Fixed Assets	0	1	1	0	0	0	
	-----	-----	-----	-----	-----	-----	
<b>Sub-total</b>	<b>0</b>	<b>1</b>	<b>1</b>	<b>0</b>	<b>0</b>	<b>0</b>	
<b>392 INTERFUND TRANSFERS</b>							
.018 Transfer from Capital Projects	0	0	178,109	0	0	0	T
.021 Transfer from Offsite	13,239	14,503	0	0	0	0	T
.060 Interfund Transfers-Transfer from Parks & Rec	8,626	0	0	0	0	0	T
.080 Transfer from Detention Basins	15,000	15,000	15,000	15,000	15,000	7,500	T
	-----	-----	-----	-----	-----	-----	
<b>Sub-total</b>	<b>36,866</b>	<b>29,503</b>	<b>193,109</b>	<b>15,000</b>	<b>15,000</b>	<b>7,500</b>	
<b>395 REFUNDS FROM PRIOR YEARS EXPENSE</b>							
.000 Refunds	2,049	2,675	8,501	5,000	30,723	8,000	
	-----	-----	-----	-----	-----	-----	
<b>Sub-total</b>	<b>2,049</b>	<b>2,675</b>	<b>8,501</b>	<b>5,000</b>	<b>30,723</b>	<b>8,000</b>	
	=====	=====	=====	=====	=====	=====	
<b>TOTAL REVENUES</b>	<b>8,495,556</b>	<b>9,134,742</b>	<b>9,615,464</b>	<b>9,091,497</b>	<b>9,503,678</b>	<b>8,921,918</b>	



DOYLESTOWN TOWNSHIP  
GENERAL FUND INCOME AND EXPENDITURE SCHEDULE  
2019 Budget, Fund 01

	2015 Prior Yr Actuals	2016 Prior Yr Actuals	2017 Last Yr	2018 Budget	2018 Forecast	2019 Prelim Budget	SCHEDULE A - Z
<b>EXPENDITURES</b>							
<b>400 GENERAL GOVERNMENT</b>							
.113 Salary Supervisors	4,125	4,263	5,108	12,375	8,250	8,250	ES
.121 Salary Management	130,585	148,194	203,586	224,512	170,537	209,576	ES
.140 Salary Clerical	274,884	298,070	299,342	335,615	335,713	402,026	ES
.147 Longevity	19,200	20,400	21,600	18,300	18,300	19,350	ES
.148 Overtime	1,568	1,590	2,718	1,530	2,456	2,993	ES
.192 Phy. Fitness Bene.	1,547	1,147	1,222	1,000	799	1,000	
.194 Med. & Phy. Exams	543	1,276	845	600	795	850	
.195 Clerical Fees	2,892	3,040	3,040	4,000	3,000	4,200	
.210 Supplies	8,930	9,125	8,340	9,000	9,000	9,000	
.213 Sml Off/ Eqpt.	5,027	17,187	6,664	7,500	5,000	6,500	
.301 Credit Card Fees	1,222	1,454	2,278	2,500	2,016	2,000	
.302 Internet Web Site	5,815	6,613	11,628	14,940	5,368	15,000	
.304 TAB Video Communications	2,688	2,324	2,481	5,000	5,000	6,000	
.321 Telephone	22,286	30,992	35,158	32,000	28,669	31,000	
.322 PA One Call	2,027	2,933	2,152	2,500	2,263	2,500	
<b>(CONTINUED)</b>							

DOYLESTOWN TOWNSHIP  
GENERAL FUND INCOME AND EXPENDITURE SCHEDULE  
2019 Budget, Fund 01

	2015 Prior Yr Actuals	2016 Prior Yr Actuals	2017 Last Yr	2018 Budget	2018 Forecast	2019 Prelim Budget	SCHEDULE A - Z
<b>400 GENERAL GOVERNMENT</b>							
.325 Postage	13,525	13,593	13,596	16,500	13,500	14,500	
.331 Travel Exp.	1,476	894	1,390	2,000	1,300	1,500	
.341 Advertising	8,281	9,118	14,283	12,500	9,000	10,500	
.342 Printing	13,124	12,523	12,430	13,000	15,000	13,500	
.345 Miscellaneous	5,547	3,465	7,895	5,500	21,500	5,500	
.353 Prem./ Bonds	364	0	1,248	1,700	1,771	1,800	ES
.374 Equip. Rep/Maint.	25,936	26,941	28,352	27,500	32,678	34,000	
.386 Lease Office Equipment	12,176	12,901	12,093	11,500	11,500	15,100	
.420 Dues & Sub. & Spec. Events	8,510	8,124	9,689	8,000	16,800	9,000	
.422 E.A.C.	2,997	5,036	2,214	6,000	6,000	6,000	
.429 Permits	10	55	10	55	55	55	
.460 Mtg. Conf. Training	9,491	10,250	14,180	13,500	11,500	13,500	
.751 New Bldg - Admin Ancillary Items	0	0	0	0	0	13,300	
Sub-total	584,777	651,507	723,543	789,127	737,769	858,501	
<b>402 AUDITING</b>							
.000 Acct. & Aud.	11,115	19,015	16,184	18,500	16,184	19,500	
.300 Administrative Costs - Pension Expenses	1,250	0	3,750	4,250	3,300	4,250	
Sub-total	12,365	19,015	19,934	22,750	19,484	23,750	

DOYLESTOWN TOWNSHIP  
GENERAL FUND INCOME AND EXPENDITURE SCHEDULE  
2019 Budget, Fund 01

	2015 Prior Yr Actuals	2016 Prior Yr Actuals	2017 Last Yr	2018 Budget	2018 Forecast	2019 Prelim Budget	SCHEDULE A - Z
<b>403 TAX COLLECTION</b>							
.114 Salary	23,840	23,720	23,603	23,788	23,994	23,994	ES
.318 EIT Collection Fee	53,363	55,147	55,943	57,346	58,000	58,400	
.319 LST Collection Fee	10,601	10,682	10,617	10,763	10,763	10,800	
.325 Postage	1,755	1,762	1,761	1,800	1,748	1,800	
.342 Printing	1,565	1,571	1,571	1,600	1,566	1,600	
.460 Mtg. Conf. Training	675	0	0	500	0	500	
	-----	-----	-----	-----	-----	-----	
<b>Sub-total</b>	<b>91,800</b>	<b>92,881</b>	<b>93,494</b>	<b>95,797</b>	<b>96,071</b>	<b>97,094</b>	
<b>404 LEGAL</b>							
.314 Prof. Serv.-Legal	71,816	52,308	32,714	45,000	45,000	55,000	
	-----	-----	-----	-----	-----	-----	
<b>Sub-total</b>	<b>71,816</b>	<b>52,308</b>	<b>32,714</b>	<b>45,000</b>	<b>45,000</b>	<b>55,000</b>	
<b>406 GENERAL EXPENSE - OTHER</b>							
.383 Admin-Rental Facilities	0	0	0	0	91,208	86,100	
	-----	-----	-----	-----	-----	-----	
<b>Sub-total</b>	<b>0</b>	<b>0</b>	<b>0</b>	<b>0</b>	<b>91,208</b>	<b>86,100</b>	
<b>408 ENGINEERING</b>							
.313 Prof.Serv.-Engineer	202,474	152,848	64,471	140,000	106,000	125,000	ES
.315 Architect Prof Fees - Building Related	40,998	122,089	17,815	0	0	0	
.316 Traffic Engineer	146,572	89,976	60,549	35,000	82,960	85,000	ES
	-----	-----	-----	-----	-----	-----	
<b>Sub-total</b>	<b>390,043</b>	<b>364,913</b>	<b>142,834</b>	<b>175,000</b>	<b>188,960</b>	<b>210,000</b>	

DOYLESTOWN TOWNSHIP  
GENERAL FUND INCOME AND EXPENDITURE SCHEDULE  
2019 Budget, Fund 01

	2015 Prior Yr Actuals	2016 Prior Yr Actuals	2017 Last Yr	2018 Budget	2018 Forecast	2019 Prelim Budget	SCHEDULE A - Z
<b>409 BUILDING &amp; PLANT</b>							
.120 Salary	135,155	133,886	148,938	141,462	141,462	114,774	ES
.147 Longevity	4,635	1,890	6,600	7,050	7,050	3,600	ES
.148 Overtime	3,804	770	2,227	5,000	2,489	3,896	ES
.213 Sml Off/Eqpt.	33	275	203	750	1,391	1,500	
.220 Op. Supls.	13,615	15,384	11,587	15,000	16,400	18,000	
.230 Heat Fuel	7,500	0	0	0	0	0	
.231 Gasoline	279	216	267	250	319	326	
.238 Clth & Unf	1,281	1,985	1,323	3,300	3,300	3,300	
.251 Maint. & Rep (Veh)	375	345	242	1,000	500	500	
.321 Fire Alarms/ Telephones	1,561	1,586	4,791	3,500	5,114	5,500	
.361 Utilities	34,515	32,770	39,702	40,500	52,864	50,000	
.370 Rep/Maint Services	6,378	9,010	0	0	0	0	
.373 Maint & Rep.	25,277	14,763	67,913	40,000	50,000	55,000	
.454 Contracted Services	2,843	1,875	0	0	0	0	
.460 Training	1,326	744	1,568	2,000	4,000	4,000	
.730 Capital Purchase-PW Pre Fab Storage Project	57	0	0	0	0	0	
.750 Minor Equipment	3,491	2,360	14,561	7,000	7,000	10,000	
	-----	-----	-----	-----	-----	-----	
<b>Sub-total</b>	<b>242,126</b>	<b>217,860</b>	<b>299,921</b>	<b>266,812</b>	<b>291,889</b>	<b>270,395</b>	

DOYLESTOWN TOWNSHIP  
GENERAL FUND INCOME AND EXPENDITURE SCHEDULE  
2019 Budget, Fund 01

	2015 Prior Yr Actuals	2016 Prior Yr Actuals	2017 Last Yr	2018 Budget	2018 Forecast	2019 Prelim Budget	SCHEDULE A - Z
<b>410 POLICE PROTECTION</b>							
.123 Salary Police Department	1,800,100	1,758,707	1,830,645	1,942,297	1,891,423	1,989,241	ES
.140 Salary Clerical	82,074	84,209	86,321	88,563	88,563	91,141	ES
.142 Salary Crossing Guard	8,869	9,149	9,115	9,504	9,504	9,751	ES
.144 Salary Fire Police	4,314	4,611	0	8,000	3,000	8,000	ES
.146 Holiday Pay	81,151	81,944	84,138	91,832	91,832	94,003	ES
.147 Long. Pay	50,393	46,198	41,288	42,600	42,600	43,950	ES
.148 Overtime Pay	84,474	103,972	75,550	65,000	75,000	75,000	ES
.149 Court Time	29,088	22,057	26,875	35,250	35,250	32,500	ES
.192 Physical Fitness Ben	2,739	2,120	2,130	2,500	2,100	2,500	
.193 Tuition Reimburse.	1,338	0	0	3,000	0	3,000	
.196 Unif.Dry Cln.	16,000	16,800	15,567	17,100	17,281	17,100	
.213 Sml Off/Eqpt	2,808	3,000	0	3,000	3,000	3,000	
.215 Ammo & Supls.	8,457	6,342	5,861	7,600	7,600	9,629	
.216 Special Response Team	4,600	4,600	4,600	5,000	5,000	5,000	
.220 Matls. & Supls.	1,072	1,750	350	1,750	1,750	1,750	
.238 Uniforms	22,666	19,169	25,602	25,892	25,892	23,914	
.241 Gen. Exp.	2,161	2,927	1,677	3,100	3,100	3,100	
.250 Dare. Exp.	1,308	1,430	1,352	1,700	1,700	1,719	
.261 Invst. Eqpt.	5,208	6,215	12,962	6,526	6,800	12,893	
.321 Telephone	14,306	12,346	15,990	16,500	16,500	16,500	
.327 Radio Maint.	0	438	0	1,200	600	1,200	
.342 Printing	483	414	483	500	500	500	
.460 Schl/Sem.	4,591	8,345	17,721	17,542	16,500	19,371	
.461 Schl/Sem. Ch. & Lt.	3,439	0	1,544	4,000	1,511	4,000	
	-----	-----	-----	-----	-----	-----	
Sub-total	2,231,637	2,196,740	2,259,773	2,399,956	2,347,006	2,468,762	

DOYLESTOWN TOWNSHIP  
GENERAL FUND INCOME AND EXPENDITURE SCHEDULE  
2019 Budget, Fund 01

	2015 Prior Yr Actuals	2016 Prior Yr Actuals	2017 Last Yr	2018 Budget	2018 Forecast	2019 Prelim Budget	SCHEDULE A - Z
<b>411 FIRE SAFETY</b>							
.140 Salary Clerical	15,151	19,473	5,467	18,000	18,000	0	
.143 Salary Fire Marshal	60,670	69,297	59,261	72,856	72,856	63,409	
.147 Long. Fire Marshal	1,500	1,575	0	0	0	3,750	
.148 Overtime	1,826	5,004	6,954	3,000	8,218	9,574	
.213 Sml Off/Eqpt	2,763	2,009	4,441	4,000	2,000	5,500	
.220 Supplies	1,339	1,074	1,282	1,500	500	0	
.238 Uniforms	2,441	1,079	724	1,000	1,269	1,300	
.251 Maint. & Rep (Veh)	454	210	179	1,500	1,300	1,500	
.300 Public Safety Fire Relief	171,573	170,270	151,676	151,676	138,963	138,963	ES
.320 Fire Safety Communications	0	0	128	0	0	0	
.321 Telephone	2,149	2,620	2,119	2,500	2,500	2,700	
.460 Training	1,684	2,514	2,521	3,500	2,630	4,000	
	-----	-----	-----	-----	-----	-----	
<b>Sub-total</b>	<b>261,551</b>	<b>275,126</b>	<b>234,750</b>	<b>259,531</b>	<b>248,236</b>	<b>230,697</b>	
<b>412 POLICE VEHICLE EXPENSE</b>							
.231 Gasoline	38,245	29,682	36,594	34,500	43,411	44,598	
.234 Oil	1,598	1,174	922	1,600	1,600	1,600	
.252 Prev. Maint.	455	0	0	1,200	600	1,200	
.253 Speed. Calib.	1,626	2,358	1,853	2,200	2,587	2,600	
.254 Vehicle Maint.	887	1,342	1,004	3,500	3,500	3,500	
.256 Body Repair	2,407	4,392	2,884	5,000	5,000	5,000	
.257 Tires	3,688	2,268	2,249	4,000	4,000	4,000	
.262 Minor Vehicle Equipment	38,093	33,151	43,200	23,000	17,500	27,000	
	-----	-----	-----	-----	-----	-----	
<b>Sub-total</b>	<b>86,996</b>	<b>74,365</b>	<b>88,705</b>	<b>75,000</b>	<b>78,198</b>	<b>89,498</b>	

DOYLESTOWN TOWNSHIP  
GENERAL FUND INCOME AND EXPENDITURE SCHEDULE  
2019 Budget, Fund 01

	2015 Prior Yr Actuals	2016 Prior Yr Actuals	2017 Last Yr	2018 Budget	2018 Forecast	2019 Prelim Budget	SCHEDULE A - Z
<b>414 PLANNING &amp; ZONING</b>							
.122 Salary Bldg Insp./Zoning	64,173	67,071	69,445	71,175	71,175	86,673	
.140 Salary Clerical	19,298	17,915	24,753	18,000	18,000	38,027	
.191 Inspection Services	19,620	21,618	22,832	26,000	26,000	28,600	
.195 Clk. Fee (P/C Recd Secretary.	1,260	2,240	2,305	3,000	3,000	3,000	
.210 Off. Suppls.	1,499	1,453	1,933	3,000	3,000	3,000	
.213 Small Off. Equip.	0	339	68	500	500	500	
.231 Gasoline	1,738	1,346	1,665	1,500	1,990	2,029	
.238 Uniforms	0	1,023	847	1,200	1,103	1,200	
.251 Maint. & Rep. Auto	821	381	712	1,000	1,000	1,000	
.306 Prof. Serv. Arborist	1,200	1,200	1,200	1,800	1,800	1,800	ES, E4
.312 Pl. Consultant	87,759	61,077	31,224	50,000	60,000	60,000	
.314 Sp. Legal Serv.	22,192	19,323	18,941	16,000	12,000	16,000	
.342 Printing	3,878	2,061	19,232	8,000	6,000	6,000	
.374 Equip. Rep & Maint	3,281	3,578	4,663	4,000	4,000	4,000	
.460 Training	1,338	1,246	1,792	1,800	1,800	1,800	
.500 Grants, Cont. & Subsidies	2,521	2,521	2,521	2,750	2,750	2,750	
Sub-total	230,579	204,391	204,132	209,725	214,118	256,380	
<b>415 EMERGENCY MANAGEMENT</b>							
.220 Civ. Defense Matls.	3,203	2,728	2,676	3,500	3,500	3,500	
.460 Schls/Sem.	0	440	580	800	300	800	
Sub-total	3,203	3,167	3,256	4,300	3,800	4,300	
<b>416 POLICE HEADQUARTERS</b>							
.191 Recruiting	2,000	0	160	2,000	2,000	2,000	
.194 Med. & Phy. Exams	578	97	500	3,000	3,285	3,000	
.220 Operating Supls.	3,154	3,006	1,577	4,000	4,000	4,000	
.374 Equip. Rep & Maint	24,185	29,572	31,070	39,346	39,346	41,828	
Sub-total	29,917	32,675	33,307	48,346	48,631	50,828	
<b>428 PUBLIC WORKS - WEED CONTROL</b>							
.220 Pub. Wks. Serv. Supls	530	668	480	650	1,350	1,500	ES, E2
.374 Rep. of Tls. & Mach.	819	570	404	500	1,185	1,500	ES, E2
Sub-total	1,350	1,238	885	1,150	2,535	3,000	

DOYLESTOWN TOWNSHIP  
GENERAL FUND INCOME AND EXPENDITURE SCHEDULE  
2019 Budget, Fund 01

	2015 Prior Yr Actuals	2016 Prior Yr Actuals	2017 Last Yr	2018 Budget	2018 Forecast	2019 Prelim Budget	SCHEDULE A - Z
<b>429 SEPTAGE DEPARTMENT</b>							
.140 Salary Clerical	7,676	8,181	8,082	0	0	0	ES
.220 Supplies	0	0	50	50	50	50	
.313 Prof.Serv.-Engineer	55	1,184	0	1,000	5,817	3,500	
.314 Prof. Serv. - Legal	9,546	314	1,153	4,000	0	2,500	
.325 Postage	1,287	0	1,750	1,750	1,750	1,750	
.342 Printing	513	0	0	0	558	600	
.374 Equip. Rep & Maint	59	0	300	300	300	300	
	-----	-----	-----	-----	-----	-----	
Sub-total	19,136	9,680	11,336	7,100	8,475	8,700	
<b>430 HIGHWAY MAINTENANCE</b>							
<b>GENERAL SERVICE</b>							
.144 Salary Road Worker	374,774	434,651	400,680	415,603	415,603	419,306	ES
.147 Longevity	8,700	9,450	8,850	9,450	9,450	10,050	ES
.148 Highway Maintenance Overtime	14,004	14,802	13,340	16,250	16,250	14,536	ES
.231 Gasoline	6,201	4,801	5,941	6,000	7,099	7,241	
.232 Diesel Fuel	12,944	9,454	10,323	9,500	12,833	13,090	
.234 Oil	1,434	1,002	0	1,500	1,500	1,500	ES, E2
.238 Clth. & Unf.	12,284	10,148	11,450	10,000	9,500	10,000	
.245 Hwy. Supls/Ptch	13,588	12,832	0	0	0	0	ES, E2
.262 Minor Eqpt.	3,565	5,130	4,263	5,000	6,564	5,500	
.264 Hand Tools	1,500	618	1,619	1,500	800	1,500	
.365 Debris Disposal	9,113	15,708	10,611	13,000	13,000	20,000	ES, E2
.374 Rep & Maint--Equip.	2,728	7,835	33	4,500	6,655	5,000	
.384 Rent Mach & Equip	1,200	8,751	2,712	5,000	5,000	5,000	
.452 Contracted Tree Trimming	52,970	41,710	0	100,000	40,000	35,000	ES, E4
.456 Detent. Basin Mowing	28,930	27,550	14,040	18,500	10,000	16,500	ES, E4
.460 Training	60	187	428	500	500	500	
	-----	-----	-----	-----	-----	-----	
Sub-total	543,995	604,629	484,291	616,303	554,754	564,722	



DOYLESTOWN TOWNSHIP  
GENERAL FUND INCOME AND EXPENDITURE SCHEDULE  
2019 Budget, Fund 01

	2015 Prior Yr Actuals	2016 Prior Yr Actuals	2017 Last Yr	2018 Budget	2018 Forecast	2019 Prelim Budget	SCHEDULE A - Z
<b>432 HIGHWAY MAINT-SNOW &amp; ICE REMOVAL</b>							
.220 Snow/Ice Removal Sup	549	0	0	0	0	0	ES, E2
	-----	-----	-----	-----	-----	-----	
Sub-total	549	0	0	0	0	0	
<b>433 HIGHWAY TRAFFIC CONTROL</b>							
.246 Supls,Paint,Sgn etc.	19,910	9,537	12,099	15,000	12,500	12,500	ES, E3
.451 Contract Repair-Traffic Signals	55,584	9,239	5,116	8,500	6,500	8,500	ES, E3
.453 Contract Serv-Line Painting	23,464	0	0	0	0	0	ES, E3
	-----	-----	-----	-----	-----	-----	
Sub-total	98,959	18,775	17,215	23,500	19,000	21,000	
<b>434 STREET LIGHTING</b>							
.361 Electricity	996	1,018	0	0	0	0	
.362 Street Light Repairs	123	19,122	1,284	2,000	2,000	2,000	ES, E3
	-----	-----	-----	-----	-----	-----	
Sub-total	1,119	20,140	1,284	2,000	2,000	2,000	
<b>437 HIGHWAY MAINT-TOOLS &amp; EQUIP.</b>							
.254 Minor Equip. Maint.	570	25	32	500	750	650	ES, E2
.255 Major Equip. Maint	4,608	3,814	594	2,000	2,000	2,000	ES, E2
.257 Tires	3,950	3,929	0	4,000	4,000	11,000	ES, E2
.455 Cont. Rep. of Equip.	58	0	0	2,500	2,500	2,500	ES, E2
	-----	-----	-----	-----	-----	-----	
Sub-total	9,185	7,768	626	9,000	9,250	16,150	

DOYLESTOWN TOWNSHIP  
GENERAL FUND INCOME AND EXPENDITURE SCHEDULE  
2019 Budget, Fund 01

	2015 Prior Yr Actuals	2016 Prior Yr Actuals	2017 Last Yr	2018 Budget	2018 Forecast	2019 Prelim Budget	SCHEDULE A-Z
<b>446 STORM WATER MANAGEMENT</b>							
.140 Salary	1,651	3,478	2,069	0	0	0	ES
.220 Operating Supplies	250	0	0	250	125	250	
.312 Planning Consultant	0	0	0	1,000	0	0	
.313 Engineering Services	30,947	19,333	65,026	57,000	24,163	35,000	
.314 Legal Services	0	523	425	1,000	250	600	
.325 Postage	200	21	0	200	200	200	
.341 Advertising	1,301	183	183	1,000	433	500	
.342 Printing	0	0	0	0	0	0	
.365 Storm Water Mgt-Str Sweeping	41,543	0	0	0	0	17,000	
.366 Storm Water Mgt-Str Bank Stabil.	318	0	0	0	0	14,500	
.420 Dues & Subscriptions	0	400	0	200	200	200	
.460 Training	239	40	38	500	200	500	
	-----	-----	-----	-----	-----	-----	
<b>Sub-total</b>	<b>76,449</b>	<b>23,979</b>	<b>67,742</b>	<b>61,150</b>	<b>25,571</b>	<b>68,750</b>	
<b>452 Parks Maintenance</b>							
.374 Expense, General-Parks Maintenance	0	0	25	0	0	0	
	-----	-----	-----	-----	-----	-----	
<b>Sub-total</b>	<b>0</b>	<b>0</b>	<b>25</b>	<b>0</b>	<b>0</b>	<b>0</b>	
<b>458 Senior Citizens Task Force</b>							
.340 Senior Citizens Taskforce	0	298	0	500	0	0	
	-----	-----	-----	-----	-----	-----	
<b>Sub-total</b>	<b>0</b>	<b>298</b>	<b>0</b>	<b>500</b>	<b>0</b>	<b>0</b>	

DOYLESTOWN TOWNSHIP  
GENERAL FUND INCOME AND EXPENDITURE SCHEDULE  
2019 Budget, Fund 01

	2015 Prior Yr Actuals	2016 Prior Yr Actuals	2017 Last Yr	2018 Budget	2018 Forecast	2019 Prelim Budget	SCHEDULE A - Z
<b>459 Donations &amp; Contributions</b>							
.023 Spectator Rec	18,500	18,500	18,500	64,700	64,700	64,700	
	-----	-----	-----	-----	-----	-----	
Sub-total	18,500	18,500	18,500	64,700	64,700	64,700	
<b>461 Conservation of Natural Resources</b>							
.711 Conservation of Natural Resources	0	11,131	7,186	7,500	7,500	7,500	
	-----	-----	-----	-----	-----	-----	
Sub-total	0	11,131	7,186	7,500	7,500	7,500	
<b>462 COMMUNITY DEVELOPMENT</b>							
.720 Purchase of easements P Ridge/Woods	50,374	0	0	0	0	0	
	-----	-----	-----	-----	-----	-----	
Sub-total	50,374	0	0	0	0	0	
<b>471 Capital Leases</b>							
.100 Capital Leases	193,692	194,604	241,721	210,064	208,170	212,865	ES
	-----	-----	-----	-----	-----	-----	
Sub-total	193,692	194,604	241,721	210,064	208,170	212,865	
<b>483 RETIREMENT CONTRIBUTION</b>							
.160 Non-Uniform	308,458	328,165	327,506	576,994	576,994	583,318	ES
.161 Non-uniform MMO - DC Plan	25,140	27,639	27,408	40,416	40,416	46,650	ES
.163 Police Pension	423,269	376,141	394,189	637,435	637,435	650,368	ES
	-----	-----	-----	-----	-----	-----	
Sub-total	756,867	731,945	749,103	1,254,845	1,254,845	1,280,336	
<b>486 INSURANCE PREMIUMS</b>							
.152 Dental Insurance	98,473	92,443	86,399	102,309	91,572	89,377	
.155 Vision Care	3,581	5,419	4,650	4,779	4,369	4,543	
.158 Life Insurance	35,363	35,091	34,940	37,876	36,213	36,521	
.159 Medical Insurance	1,068,834	949,045	895,783	1,137,942	1,051,796	1,004,553	ES
.161 FICA	328,745	329,860	343,452	357,395	356,864	369,559	ES
.162 PA Unemploy.Comp.Tax	13,144	12,234	12,148	12,312	12,312	12,349	
.164 Deferred Comp (Nationwide)	20	20	20	20	20	20	
.165 Deferred Comp (Valic)	6,667	5,919	5,581	7,000	5,635	5,700	
.166 Deferred Comp (MS)	90	0	0	0	0	0	
.167 Deferred Comp-Bernie Wealth	4,573	4,994	7,199	8,000	6,251	6,300	
.352 Fire/Libly/Auto Ins.	276,557	279,114	273,964	282,070	235,607	240,000	ES
.354 Workman's Comp.	147,659	170,458	189,614	179,393	182,676	185,000	
.355 Post Employment Health Pln	48,624	55,605	55,556	58,404	57,404	60,280	
	-----	-----	-----	-----	-----	-----	
Sub-total	2,032,331	1,940,203	1,909,306	2,187,499	2,040,719	2,014,201	

DOYLESTOWN TOWNSHIP  
GENERAL FUND INCOME AND EXPENDITURE SCHEDULE  
2019 Budget, Fund 01

	2015 Prior Yr Actuals	2016 Prior Yr Actuals	2017 Last Yr	2018 Budget	2018 Forecast	2019 Prelim Budget	SCHEDULE A-Z
<b>491 REFUNDS OF PRIOR YEARS</b>							
.415 Refunds & Returns	3,133	748	4,024	3,000	9,276	3,000	
.416 PLGIT CD Investment Fee	1,115	1,110	1,108	750	1,056	1,100	
	-----	-----	-----	-----	-----	-----	
<b>Sub-total</b>	<b>4,248</b>	<b>1,858</b>	<b>5,132</b>	<b>3,750</b>	<b>10,332</b>	<b>4,100</b>	
<b>492 INTERFUND TRANSFERS</b>							
.005 Trnsf. to P & R Fund-Op.	230,000	200,000	370,000	300,000	300,000	340,000	T
.023 Trnsf. To CFR Fund	90,000	0	0	0	0	0	T
.029 Trnsf. To Open Space	0	3,650	0	0	0	0	T
.031 Trnsf. to Cap. Res.	0	0	235,000	75,000	75,000	320,000	T
.053 Trnsf. To Roads & Bridges	0	540,000	655,000	540,000	540,000	0	T
	-----	-----	-----	-----	-----	-----	
<b>Sub-total</b>	<b>320,000</b>	<b>743,650</b>	<b>1,260,000</b>	<b>915,000</b>	<b>915,000</b>	<b>660,000</b>	
	=====	=====	=====	=====	=====	=====	
<b>TOTAL EXPENDITURES</b>	<b>8,363,564</b>	<b>8,513,345</b>	<b>8,910,716</b>	<b>9,755,406</b>	<b>9,533,220</b>	<b>9,629,329</b>	
	=====	=====	=====	=====	=====	=====	
<b>EXCESS REVENUES (EXPEND.)</b>	<b>131,992</b>	<b>621,397</b>	<b>704,748</b>	<b>(663,909)</b>	<b>(29,542)</b>	<b>(707,411)</b>	
<b>REMAINING RESERVE</b>		<b>4,537,572</b>	<b>5,242,320</b>	<b>3,022,121</b>	<b>5,212,778</b>	<b>4,505,367</b>	

DOYLESTOWN TOWNSHIP  
 FIRE FUND INCOME AND EXPENDITURE SCHEDULE  
 2019 Budget, Fund 03

	2015 Prior Yr Actuals	2016 Prior Yr Actuals	2017 Last Yr	2018 Budget	2018 Forecast	2019 Prelim Budget	SCHEDULE A - Z
RESERVE FOR FIRE FUND REVENUES	12,542	6,611	7,854	7,010	7,010	6,078	
301 REAL PROPERTY TAXES - Millage	FIRE TAX	1.250	1.250	1.250	1.250	1.250	R2
.100 RE Tax Cur. Yr.	325,960	328,722	332,344	335,585	335,585	338,785	RS, R1, R3
.200 Prior Year	979	694	935	230	249	500	RS, R1, R3
.300 RE Tax Delq't Tax Collector	14	0	0	0	0	0	RS, R1, R3
.400 RE Tax Delq't.	4,680	4,145	3,633	3,700	3,700	3,700	RS, R1, R3
Sub-total	331,632	333,561	336,912	339,515	339,534	342,985	
341 INTEREST & RENTS							
.010 Interest Earned	64	104	201	200	557	500	
Sub-total	64	104	201	200	557	500	
<b>TOTAL REVENUES</b>	<b>331,696</b>	<b>333,664</b>	<b>337,114</b>	<b>339,715</b>	<b>340,091</b>	<b>343,485</b>	
EXPENDITURES							
411 FIRE SAFETY							
.520 Fire Tax Cont.& Int. (88.1% Doyle, 10.2% Warr, 1.7% Chalfont)	337,626	332,422	337,957	340,000	341,023	340,000	ES
Sub-total	337,626	332,422	337,957	340,000	341,023	340,000	
<b>TOTAL EXPENDITURES</b>	<b>337,626</b>	<b>332,422</b>	<b>337,957</b>	<b>340,000</b>	<b>341,023</b>	<b>340,000</b>	
EXCESS REVENUES (EXPEND.)	(5,930)	1,242	(844)	(285)	(932)	3,485	
REMAINING RESERVE		7,854	7,010	6,725	6,078	9,563	

DOYLESTOWN TOWNSHIP  
 PARK & RECREATION OPERATIONS FUND  
 INCOME AND EXPENDITURE SCHEDULE  
 2019 Budget, Fund 05

	2015 Prior Yr Actuals	2016 Prior Yr Actuals	2017 Last Yr	2018 Budget	2018 Forecast	2019 Prelim Budget	SCHEDULE A - Z
<b>RESERVE FOR PARK &amp; RECREATION FUND</b>	533,597	378,261	417,938	173,832	572,717	533,238	
<b>301 REAL PROPERTY TAXES - Millage</b>	PARK & REC FUND	0.750	0.750	0.750	0.750	2.000	
.100 RE Tax Cur. Yr.	195,576	197,233	199,407	201,351	201,351	542,056	RS, R1, R3
.200 Prior Year	587	467	561	140	150	150	RS, R1, R3
.300 Delinq Tax Collector	8	0	0	0	0	(0)	RS, R1, R3
.400 RE Tax Delqt.	2,808	2,487	2,180	2,185	2,185	2,200	RS, R1, R3
	-----	-----	-----	-----	-----	-----	
Sub-total	198,979	200,188	202,147	203,676	203,686	544,406	
<b>341 INTEREST EARNINGS</b>							
.010 Interest Earned	545	702	1,776	1,500	5,686	6,000	
	-----	-----	-----	-----	-----	-----	
Sub-total	545	702	1,776	1,500	5,686	6,000	
<b>354 STATE CAPITAL &amp; OPERATING GRANTS</b>							
.070 Sensory Trail	24,326	57,402	0	0	0	0	
.071 Kids Castle	0	0	0	127,195	10,000	127,195	
.072 DCNR Comp Plan	0	0	0	0	5,000	5,000	
.530 State Capital & Operating Grants	0	0	0	0	0	0	
	-----	-----	-----	-----	-----	-----	
Sub-total	24,326	57,402	0	127,195	15,000	132,195	
<b>367 RECREATION SERVICES</b>							
.275 Programs & Services	176,297	190,464	165,086	155,000	150,615	140,000	
.280 Facility Rentals & Permits	0	0	0	0	0	0	
.500 Fees in lieu of Recreation	1,000	13,880	2,000	5,000	6,140	2,000	
.820 Dog Park - Admin Fees	0	0	0	0	0	0	
.827 Kids Castle/Playgrounds	0	260	0	0	0	0	
.828 KC Contrib & Donations	18,034	22,988	48,661	45,000	22,483	20,000	
.880 Dog Park	16,993	18,432	17,820	17,000	17,000	17,000	
.899 Misc Contributions	0	0	0	0	0	0	
	-----	-----	-----	-----	-----	-----	
Sub-total	212,325	246,024	233,567	222,000	196,237	179,000	
<b>387 CONTRIBUTIONS</b>							
.000 Contr/Donations	150	10,000	0	0	2,500	2,000	
.100 Sensory Trail	0	10,000	0	0	0	0	
	-----	-----	-----	-----	-----	-----	
Sub-total	150	20,000	0	0	2,500	2,000	

DOYLESTOWN TOWNSHIP  
PARK & RECREATION OPERATIONS FUND  
INCOME AND EXPENDITURE SCHEDULE  
2019 Budget, Fund 05

	2015 Prior Yr Actuals	2016 Prior Yr Actuals	2017 Last Yr	2018 Budget	2018 Forecast	2019 Prelim Budget	SCHEDULE A - Z
<b>392 INTERGOVERNMENTAL TRANSFERS</b>							
.010 Trnsf./ Gen. Fund	230,000	200,000	370,000	300,000	300,000	340,000	T
.023 Trnsf./CFR Impr Fund	20,000	0	22,965	23,000	23,000	23,000	T
	-----	-----	-----	-----	-----	-----	
Sub-total	250,000	200,000	392,965	323,000	323,000	363,000	
<b>395 REVENUE FROM OTHER SOURCES</b>							
.000 Refunds from Prior Year Expenditures	0	0	0	1,000	1,000	1,000	
	-----	-----	-----	-----	-----	-----	
Sub-total	0	0	0	1,000	1,000	1,000	
	=====	=====	=====	=====	=====	=====	
<b>TOTAL REVENUES</b>	<b>686,326</b>	<b>724,316</b>	<b>830,455</b>	<b>878,371</b>	<b>747,109</b>	<b>1,227,601</b>	
<b>EXPENDITURES</b>							
<b>452 PARK RECREATION</b>							
.113 Salary Park Maintenance	234,670	175,565	169,265	194,305	194,305	183,190	
.126 Salary Recreation	117,930	121,902	125,359	128,198	128,198	132,044	
.147 Longevity Maint	6,750	7,050	8,700	9,150	9,150	4,200	
.148 Overtime	25,792	23,165	30,856	25,750	25,750	21,095	
.149 Longevity Rec	3,000	3,150	3,300	3,450	3,450	3,600	
.210 Office Supplies	567	131	834	500	300	300	
.213 Small Equipment	1,616	3,558	5,273	7,000	10,000	4,000	
.214 Small Equipment	0	369	342	400	400	400	
.231 Gasoline	6,367	5,441	6,101	6,000	7,289	7,435	
.232 Diesel	1,897	1,438	1,570	1,500	2,063	2,229	
.238 Uniforms	4,189	3,776	3,337	3,500	3,500	3,500	
.239 Uniforms	388	47	397	400	500	500	
.246 P&R Sign, Traffic Controls Maint	1,391	3,291	450	2,500	5,500	3,000	
.247 P&R Sign, Traffic Controls Rec	30	589	369	1,000	1,000	1,000	
.270 Recreation Supplies	3,406	3,060	2,157	5,000	5,000	5,000	
.275 Programs & Services	65,193	67,563	53,306	70,000	55,056	60,000	
.302 Credit Card Fees	4,338	4,127	4,232	4,000	4,000	4,000	
.321 Telephone	5,520	5,091	5,543	4,500	4,299	4,500	
.325 Postage	5,688	5,648	5,113	6,000	6,000	6,000	

(CONTINUED)

DOYLESTOWN TOWNSHIP  
PARK & RECREATION OPERATIONS FUND  
INCOME AND EXPENDITURE SCHEDULE  
2019 Budget, Fund 05

	2015 Prior Yr Actuals	2016 Prior Yr Actuals	2017 Last Yr	2018 Budget	2018 Forecast	2019 Prelim Budget	SCHEDULE A -Z
<b>452 PARK RECREATION</b>							
.331 Training - P & R Management	33	0	0	3,000	4,000	5,000	
.341 Advertising	160	450	258	1,000	1,000	0	
.342 Printing	13,650	14,025	14,025	16,000	16,000	20,000	
.361 Electricity	8,216	7,169	12,204	13,500	14,324	15,000	
.374 Park Maintenance	91,609	103,002	76,269	100,000	100,000	100,000	
.384 Computer Equip. Maint.	7,932	6,361	6,443	10,000	10,000	10,000	
.420 Dues & Subscriptions	825	1,074	1,415	1,500	1,500	2,000	
.450 Contracted Services	97,860	75,360	88,650	85,000	75,000	170,000	ES, E5
.452 Tree Trimming	10,090	8,185	7,846	20,000	65,000	0	ES, E5
.460 Training - P & R Maintenance	1,500	2,847	5,693	3,000	1,553	3,000	
.502 P & R Comp Plan	0	0	0	20,000	15,000	5,000	
.610 Turk II Backstop Replacement	0	0	0	25,000	0	50,000	C1, C2, CS
.723 Turk I Playground Replacement	0	0	0	0	0	50,000	
.724 Turk II Playground Pour in Place	0	0	0	0	0	50,000	
.820 Dog Park Improvement/Maint	10,011	4,066	12,984	10,000	16,500	6,500	
.821 Dog Park Improvement/Operations	709	0	0	0	0	0	
.883 Kids Castle Related Expenses	2,388	556	2,113	2,000	949	1,000	
	-----	-----	-----	-----	-----	-----	
Sub-total	733,716	658,056	654,404	783,154	786,588	933,492	
<b>459 P&amp;R: CULTURE-RECREATION</b>							
.610 Tennis Ct Resurfacing & Lighting	0	0	0	0	0	0	CS
.611 Central Park repaving	0	0	0	0	0	50,000	
.640 Park Lighting upgrade to LED/Pole R&R	0	0	0	100,000	0	235,000	CS
.700 Cent.Park - Save Kids Castle	9,310	725	10,272	400,000	0	400,000	C1, C2, CS
.725 Cent. Park - Sensory Trail	90,009	24,877	0	0	0	0	
	-----	-----	-----	-----	-----	-----	
Sub-total	99,319	25,602	10,272	500,000	0	685,000	
<b>491 EXPENSE GENERAL</b>							
.415 Refunds of Prior Year Revenues	0	0	11,000	0	0	0	
	-----	-----	-----	-----	-----	-----	
Sub-total	0	0	11,000	0	0	0	
<b>492 P&amp;R: INTERGOVERNMENTAL TRANSFERS</b>							
.001 Transfer to General Fund	8,626	0	0	0	0	0	T
	-----	-----	-----	-----	-----	-----	
Sub-total	8,626	0	0	0	0	0	
	=====	=====	=====	=====	=====	=====	
<b>TOTAL EXPENDITURES</b>	<b>841,662</b>	<b>684,639</b>	<b>675,676</b>	<b>1,283,154</b>	<b>786,588</b>	<b>1,618,492</b>	
	=====	=====	=====	=====	=====	=====	
<b>EXCESS REVENUES (EXPEND.)</b>	<b>(155,336)</b>	<b>39,677</b>	<b>154,779</b>	<b>(404,782)</b>	<b>(39,479)</b>	<b>(390,892)</b>	
<b>REMAINING RESERVE</b>	<b>378,261</b>	<b>417,938</b>	<b>572,717</b>	<b>(230,950)</b>	<b>533,238</b>	<b>142,346</b>	



DOYLESTOWN TOWNSHIP  
DEBT SERVICE FUND  
INCOME AND EXPENDITURE SCHEDULE  
2019 Budget, Fund 17

	2015 Prior Yr Actuals	2016 Prior Yr Actuals	2017 Last Yr	2018 Budget	2018 Forecast	2019 Prelim Budget	SCHEDULE A - Z
RESERVE FOR DEBT SERVICE REVENUES	243,725	245,675	148,531	118,473	90,086	234,094	
<b>301 REAL PROPERTY TAXES - Millage</b>		1.750	1.500	2.000	2.000	2.500	
.100 RE Tax Cur. Yr.	586,727	460,211	399,774	536,936	536,936	677,570	RS, R1, R3
.200 RE Tax Prior Yr.	1,762	971	161	500	399	400	RS, R1, R3
.300 Delinq Tax Collector	25	0	0	0	0	(0)	RS, R1, R3
.400 RE Tax Delqt.	8,423	5,803	4,360	4,400	4,400	4,400	RS, R1, R3
	-----	-----	-----	-----	-----	-----	
Sub-total	596,938	466,985	404,295	541,836	541,735	682,370	
<b>341 INTEREST &amp; RENTS</b>							
.010 Interest Earned	273	309	418	475	2,273	2,430	
	-----	-----	-----	-----	-----	-----	
Sub-total	273	309	418	475	2,273	2,430	
<b>380 MISC. REVENUE</b>							
.150 Revenue from DTMA	80,242	82,399	45,325	0	0	0	RS, R7
	-----	-----	-----	-----	-----	-----	
Sub-total	80,242	82,399	45,325	0	0	0	
<b>TOTAL REVENUES</b>	<b>677,453</b>	<b>549,693</b>	<b>450,037</b>	<b>542,311</b>	<b>544,008</b>	<b>684,800</b>	

DOYLESTOWN TOWNSHIP  
DEBT SERVICE FUND  
INCOME AND EXPENDITURE SCHEDULE  
2019 Budget, Fund 17

	2015 Prior Yr Actuals	2016 Prior Yr Actuals	2017 Last Yr	2018 Budget	2018 Forecast	2019 Prelim Budget	SCHEDULE A - Z
<b>EXPENDITURES</b>							
<b>471 DEBT PRINCIPAL</b>							
.093 DVRFA Loan	576,000	597,000	330,000	0	0	0	ES, E1
.094 Principle Bond Obligation	0	0	0	100,000	100,000	305,000	ES, E1
.098 Term Loan 410,000/12	86,055	44,227	0	0	0	0	ES, E1
.099 Principle Term Note	0	0	0	0	0	62,043	ES, E1
	-----	-----	-----	-----	-----	-----	
Sub-total	662,055	641,227	330,000	100,000	100,000	367,043	
<b>472 DEBT SERVICE INTEREST</b>							
.094 Interest Bond Obligation	0	0	177,252	340,060	300,000	344,014	ES, E1
.098 Term Loan 410,000*.0325	3,003	430	0	0	0	0	ES, E1
.099 Interest Term Note	0	0	0	0	0	10,543	ES, E1
.302 DVRFA Loan	10,446	5,180	1,231	0	0	0	ES, E1
	-----	-----	-----	-----	-----	-----	
Sub-total	13,448	5,610	178,482	340,060	300,000	354,557	
	=====	=====	=====	=====	=====	=====	
<b>TOTAL EXPENDITURES</b>	<b>675,503</b>	<b>646,837</b>	<b>508,482</b>	<b>440,060</b>	<b>400,000</b>	<b>721,600</b>	
	=====	=====	=====	=====	=====	=====	
<b>EXCESS REVENUES (EXPEND.)</b>	<b>1,950</b>	<b>(97,144)</b>	<b>(58,445)</b>	<b>102,251</b>	<b>144,008</b>	<b>(36,801)</b>	
<b>REMAINING RESERVE</b>	<b>245,675</b>	<b>148,531</b>	<b>90,086</b>	<b>220,724</b>	<b>234,094</b>	<b>197,293</b>	

DOYLESTOWN TOWNSHIP  
CAPITAL PROJECTS FUND  
INCOME AND EXPENDITURE SCHEDULE  
2019 Budget, Fund 18

	2015 Prior Yr Actuals	2016 Prior Yr Actuals	2017 Last Yr	2018 Budget	2018 Forecast	2019 Prelim Budget	SCHEDULE A -Z
RESERVE FOR CAPITAL PROJECTS FUND	0	0	0	6,895,040	6,895,040	3,039,600	
<b>REVENUES</b>							
<b>341 INTEREST &amp; RENTS</b>							
.010 Interest Earned	0	0	61,506	18,000	94,560	35,000	
	-----	-----	-----	-----	-----	-----	
Sub-total	0	0	61,506	18,000	94,560	35,000	
<b>393 PROCEEDS OF GENERAL LONG TERM DEBT</b>							
.120 Proceeds General Obligation Bond	0	0	9,940,000	2,061,000	0	2,003,120	
.130 Proceeds General Obligation Notes	0	0	0	0	0	0	
.170 Proceeds from Loan	0	0	55,798	12,500	0	0	
	-----	-----	-----	-----	-----	-----	
Sub-total	0	0	9,995,798	2,073,500	0	2,003,120	
	=====	=====	=====	=====	=====	=====	
TOTAL REVENUE	0	0	10,057,304	2,091,500	94,560	2,038,120	

DOYLESTOWN TOWNSHIP  
CAPITAL PROJECTS FUND  
INCOME AND EXPENDITURE SCHEDULE  
2019 Budget, Fund 18

	2015 Prior Yr Actuals	2016 Prior Yr Actuals	2017 Last Yr	2018 Budget	2018 Forecast	2019 Prelim Budget	SCHEDULE A - Z
<b>EXPENDITURES</b>							
<b>409 GENERAL GOVERNMENT BUILDING</b>							
.730 DTWP Building Project	0	0	2,685,189	8,423,037	3,950,000	5,069,488	C3
	-----	-----	-----	-----	-----	-----	
Sub-total	0	0	2,685,189	8,423,037	3,950,000	5,069,488	
<b>439 HIGHWAY CONSTRUCTION AND REBUILDING</b>							
.720 Chapman Road Bridge	0	0	153,546	0	0	0	CS
	-----	-----	-----	-----	-----	-----	
Sub-total	0	0	153,546	0	0	0	
<b>475 COST OF ISSUANCE</b>							
.660 Cost of Issuance	0	0	145,419	30,000	0	0	
	-----	-----	-----	-----	-----	-----	
Sub-total	0	0	145,419	30,000	0	0	
<b>492 INTERFUND OPERATING TRANSFER</b>							
.001 Transfer to General Fund	0	0	178,109	0	0	0	T
	-----	-----	-----	-----	-----	-----	
Sub-total	0	0	178,109	0	0	0	
	=====	=====	=====	=====	=====	=====	
<b>TOTAL EXPENDITURES</b>	<b>0</b>	<b>0</b>	<b>3,162,264</b>	<b>8,453,037</b>	<b>3,950,000</b>	<b>5,069,488</b>	
	=====	=====	=====	=====	=====	=====	
<b>EXCESS REVENUES (EXPEND.)</b>	<b>0</b>	<b>0</b>	<b>6,895,040</b>	<b>(6,361,537)</b>	<b>(3,855,440)</b>	<b>(3,031,368)</b>	
<b>REMAINING RESERVE</b>	<b>0</b>	<b>0</b>	<b>6,895,040</b>	<b>533,503</b>	<b>3,039,600</b>	<b>8,232</b>	

DOYLESTOWN TOWNSHIP  
OFF-SITE IMPROVEMENT FUND  
INCOME AND EXPENDITURE SCHEDULE  
2019 Budget, Fund 21

	2015 Prior Yr Actuals	2016 Prior Yr Actuals	2017 Last Yr	2018 Budget	2018 Forecast	2019 Prelim Budget	SCHEDULE
RESERVE FOR OFF-SITE IMPROVEMENT FUND	687,481	440,429	635,710	856,127	485,250	521,394	A - Z
<b>REVENUES</b>							
<b>341 INTEREST &amp; RENTS</b>							
.010 Interest Earned	544	725	1,951	1,800	3,000	3,300	
Sub-total	544	725	1,951	1,800	3,000	3,300	
<b>355 STATE SHARED REVENUE</b>							
.000 Revenue & Entitlement	10,000	0	0	0	0	0	
Sub-total	10,000	0	0	0	0	0	
<b>357 LOCAL GOVT OPER. GRANTS</b>							
.200 Community Development Grant	0	182,042	0	0	0	0	
.201 Neshaminy Green Trail B & H	0	305,438	0	21,000	32,599	0	
Sub-total	0	487,480	0	21,000	32,599	0	
<b>367 FEES IN LIEU OF RECREATION</b>							
.500 Fees in Lieu of Recreation	50,813	63,871	29,194	15,000	42,750	20,000	
Sub-total	50,813	63,871	29,194	15,000	42,750	20,000	
<b>392 INTERFUND TRANSFERS</b>							
.029 Transfer from Open Space	0	0	0	0	273	0	T
Sub-total	0	0	0	0	273	0	
<b>TOTAL REVENUE</b>	<b>61,357</b>	<b>552,076</b>	<b>31,145</b>	<b>37,800</b>	<b>78,622</b>	<b>23,300</b>	

DOYLESTOWN TOWNSHIP  
OFF-SITE IMPROVEMENT FUND  
INCOME AND EXPENDITURE SCHEDULE  
2019 Budget, Fund 21

	2015 Prior Yr Actuals	2016 Prior Yr Actuals	2017 Last Yr	2018 Budget	2018 Forecast	2019 Prelim Budget	SCHEDULE A - Z
<b>EXPENDITURES</b>							
<b>453 SPECTATOR RECREATION</b>							
.706 Cap. Imp. Miscellaneous	0	14,239	0	0	0	0	
.714 Cap. Imp. Heritage/NBRP	154,193	80,000	0	0	0	0	
.716 Cap. NGWY Phase III Project	0	244,893	180,393	0	40,479	0	C1, CS
.718 Cap. Imp. Destination Peace Valley	139,223	0	0	0	0	0	
.719 Cap. Imp. Destination Neshaminy Green Trail	1,753	0	0	0	0	0	
.724 Cap. Imp. Sandy Ridge Road Trail Way	0	0	0	45,000	0	45,000	C2, CS
.725 Cap Improv - N Britain Rd to S Easton	0	0	0	0	0	0	CS
	-----	-----	-----	-----	-----	-----	
Sub-total	295,169	339,132	180,393	45,000	40,479	45,000	
<b>455 SHADE TREES</b>							
.701 Capital Purchases	0	0	940	1,500	1,500	1,500	
	-----	-----	-----	-----	-----	-----	
Sub-total	0	0	940	1,500	1,500	1,500	
<b>461 CONS OF NATURAL RES</b>							
.711 CONSERVATION OF NATURAL RESOURCES	0	3,159	274	500	500	500	
	-----	-----	-----	-----	-----	-----	
Sub-total	0	3,159	274	500	500	500	
<b>492 INTERFUND TRANSFERS</b>							
.001 Trans./ Gen. Fund	13,239	14,503	0	0	0	0	T
	-----	-----	-----	-----	-----	-----	
Sub-total	13,239	14,503	0	0	0	0	
	=====	=====	=====	=====	=====	=====	
<b>TOTAL EXPENDITURES</b>	<b>308,409</b>	<b>356,795</b>	<b>181,605</b>	<b>47,000</b>	<b>42,479</b>	<b>47,000</b>	
	=====	=====	=====	=====	=====	=====	
<b>EXCESS REVENUES (EXPEND.)</b>	<b>(247,052)</b>	<b>195,281</b>	<b>(150,460)</b>	<b>(9,200)</b>	<b>36,144</b>	<b>(23,700)</b>	
<b>REMAINING RESERVE</b>	<b>440,429</b>	<b>635,710</b>	<b>485,250</b>	<b>846,927</b>	<b>521,394</b>	<b>497,694</b>	

DOYLESTOWN TOWNSHIP  
CAPITAL FUND RAISING FUND  
INCOME AND EXPENDITURE SCHEDULE  
2019 Budget, Fund 23

	2015 Prior Yr Actuals	2016 Prior Yr Actuals	2017 Last Yr	2018 Budget	2018 Forecast	2019 Prelim Budget
<b>RESERVE FOR CAPITAL FUND RAISING and RESERVE FOR PERFORMING ARTS</b>	294,279	191,661	242,257	275,085	275,085	277,057
<b>REVENUES</b>						
<b>341 INTEREST &amp; RENTS</b>						
.010 Interest Earned	281	339	918	825	2,200	2,400
Sub-total	281	339	918	825	2,200	2,400
<b>367 CULTURE-RECREATION</b>						
.002 Golf Outing	37,087	32,421	37,785	35,000	34,933	32,500
.004 Summer Concerts	53,389	70,068	63,437	50,000	45,768	45,000
Sub-total	90,475	102,489	101,222	85,000	80,701	77,500
<b>392 INTERGOVERNMENTAL TRANSFERS</b>						
.010 Transf./ Gen. Fund	90,000	0	0	0	0	0
.060 Trans / Parks & Rec	0	0	0	0	0	0
Sub-total	90,000	0	0	0	0	0
<b>TOTAL REVENUE</b>	<b>180,757</b>	<b>102,828</b>	<b>102,140</b>	<b>85,825</b>	<b>82,901</b>	<b>79,900</b>

SCHEDULE  
A -Z

T

DOYLESTOWN TOWNSHIP  
CAPITAL FUND RAISING FUND  
INCOME AND EXPENDITURE SCHEDULE  
2019 Budget, Fund 23

	2015 Prior Yr Actuals	2016 Prior Yr Actuals	2017 Last Yr	2018 Budget	2018 Forecast	2019 Prelim Budget	SCHEDULE A -Z
<b>EXPENDITURES</b>							
<b>453 FUND RAISING</b>							
.401 Golf Outing	17,087	14,724	14,820	15,000	16,427	16,000	
.404 Summer Concerts	24,887	37,508	31,527	45,000	41,503	40,000	
	-----	-----	-----	-----	-----	-----	
Sub-total	41,974	52,233	46,346	60,000	57,930	56,000	
<b>454 PARKS</b>							
.721 Central Park Trail	121,829	0	0	0	0	0	
.723 Ampitheater	99,572	0	0	0	0	0	
	-----	-----	-----	-----	-----	-----	
Sub-total	221,400	0	0	0	0	0	
<b>492 INTERFUND OPERATING TRANSFER</b>							
.010 Transfer to Kids Castle	20,000	0	22,965	23,000	23,000	23,000	T
	-----	-----	-----	-----	-----	-----	
Sub-total	20,000	0	22,965	23,000	23,000	23,000	
	=====	=====	=====	=====	=====	=====	
<b>TOTAL EXPENDITURES</b>	<b>283,375</b>	<b>52,232</b>	<b>69,312</b>	<b>83,000</b>	<b>80,930</b>	<b>79,000</b>	
	=====	=====	=====	=====	=====	=====	
<b>EXCESS REVENUES (EXPEND.)</b>	<b>(102,618)</b>	<b>50,596</b>	<b>32,828</b>	<b>2,825</b>	<b>1,972</b>	<b>900</b>	
<b>REMAINING RESERVE</b>	<b>191,661</b>	<b>242,257</b>	<b>275,085</b>	<b>277,910</b>	<b>277,057</b>	<b>277,957</b>	



DOYLESTOWN TOWNSHIP  
RETENTION BASIN FUND  
INCOME AND EXPENDITURE SCHEDULE  
2019 Budget, Fund 25

	2015 Prior Yr Actuals	2016 Prior Yr Actuals	2017 Last Yr	2018 Budget	2018 Forecast	2019 Prelim Budget	SCHEDULE A - Z
Reserve for Retention Basin Fund	68,164	53,232	38,300	81,093	23,427	7,876	
<b>REVENUES</b>							
<b>341 INTEREST &amp; RENTS</b>							
.010 Interest Earned	67	68	127	115	199	50	
Sub-total	67	68	127	115	199	50	
<b>TOTAL REVENUE</b>	<b>67</b>	<b>68</b>	<b>127</b>	<b>115</b>	<b>199</b>	<b>50</b>	
<b>EXPENDITURES</b>							
<b>461 RESOURCE CONSERVATION</b>							
.711 Capital Construction	0	0	0	750	750	0	ES, E2
Sub-total	0	0	0	750	750	0	
<b>492 INTERFUND OPERATING TRANSFER</b>							
.001 Transfer to General Fund	15,000	15,000	15,000	15,000	15,000	7,500	T
.010 Transfer to General Fund	0	0	0	0	0	0	
Sub-total	15,000	15,000	15,000	15,000	15,000	7,500	
<b>TOTAL EXPENDITURES</b>	<b>15,000</b>	<b>15,000</b>	<b>15,000</b>	<b>15,750</b>	<b>15,750</b>	<b>7,500</b>	
<b>EXCESS REVENUES (EXPEND.)</b>	<b>(14,933)</b>	<b>(14,932)</b>	<b>(14,873)</b>	<b>(15,635)</b>	<b>(15,551)</b>	<b>(7,450)</b>	
<b>REMAINING RESERVE</b>	<b>53,232</b>	<b>38,300</b>	<b>23,427</b>	<b>65,458</b>	<b>7,876</b>	<b>426</b>	

DOYLESTOWN TOWNSHIP  
BIKE & HIKE FUND  
INCOME AND EXPENDITURE SCHEDULE  
2019 Budget, Fund 27

	2015 Prior Yr Actuals	2016 Prior Yr Actuals	2017 Last Yr	2018 Budget	2018 Forecast	2019 Prelim Budget
<b>RESERVE FOR BIKE &amp; HIKE FUND</b>	<b>10,399</b>	<b>11,207</b>	<b>12,445</b>	<b>10,331</b>	<b>11,975</b>	<b>12,068</b>
<b>REVENUES</b>						
<b>341 INTEREST &amp; RENTS</b>						
.010 Interest Earned	11	18	30	25	93	110
Sub-total	11	18	30	25	93	110
<b>367 RECREATION SERVICES</b>						
.500 Fees in Lieu of	0	0	6,000	500	0	0
Sub-total	0	0	6,000	500	0	0
<b>387 CONTRIBUTIONS &amp; DONATIONS</b>						
.000 Contributions	2,500	1,520	0	0	0	0
Sub-total	2,500	1,520	0	0	0	0
<b>TOTAL REVENUE</b>	<b>2,511</b>	<b>1,538</b>	<b>6,030</b>	<b>525</b>	<b>93</b>	<b>110</b>
<b>EXPENDITURES</b>						
<b>453 SPECTATOR RECREATION</b>						
.400 Cultural and Recreational Expense	1,704	300	6,500	0	0	0
Sub-total	1,704	300	6,500	0	0	0
<b>TOTAL EXPENDITURES</b>	<b>1,704</b>	<b>300</b>	<b>6,500</b>	<b>0</b>	<b>0</b>	<b>0</b>
<b>EXCESS REVENUES (EXPEND.)</b>	<b>807</b>	<b>1,238</b>	<b>(470)</b>	<b>525</b>	<b>93</b>	<b>110</b>
<b>REMAINING RESERVE</b>	<b>11,207</b>	<b>12,445</b>	<b>11,975</b>	<b>10,856</b>	<b>12,068</b>	<b>12,178</b>

SCHEDULE  
A - Z

DOYLESTOWN TOWNSHIP  
 OPEN SPACE LAND PRESERVATION FUND  
 INCOME AND EXPENDITURE  
 2019 Budget, Fund 29

	2015 Prior Yr Actuals	2016 Prior Yr Actuals	2017 Last Yr	2018 Budget	2018 Forecast	2019 Prelim Budget	SCHEDULE A - Z
RESERVE FOR OPEN SPACE FUND	271	271	272	919	273	0	
<b>REVENUES</b>							
<b>341 INTEREST &amp; RENTS</b>							
.010 Interest Earned	0	1	1	2	0	0	
Sub-total	0	1	1	2	0	0	
<b>392 INTERFUND OPERATING TRANSFER</b>							
.010 Trnsf. From General Fund	0	3,650	0	0	0	0	T
Sub-total	0	3,650	0	0	0	0	
<b>TOTAL REVENUE</b>	<b>0</b>	<b>3,651</b>	<b>1</b>	<b>2</b>	<b>0</b>	<b>0</b>	
<b>EXPENDITURES</b>							
<b>461 CONSERVATION OF NATURAL RESOURCES</b>							
.711 Open Space Acquisition	0	3,650	0	0	0	0	ES, E2
Sub-total	0	3,650	0	0	0	0	
<b>492 FUND TRANSFERS</b>							
.021 Transfer to Offsite Fund	0	0	0	0	273	0	
Sub-total	0	0	0	0	273	0	
<b>TOTAL EXPENDITURES</b>	<b>0</b>	<b>3,650</b>	<b>0</b>	<b>0</b>	<b>273</b>	<b>0</b>	
<b>EXCESS REVENUES (EXPEND.)</b>	<b>0</b>	<b>1</b>	<b>1</b>	<b>2</b>	<b>(273)</b>	<b>0</b>	
<b>REMAINING RESERVE</b>	<b>271</b>	<b>272</b>	<b>273</b>	<b>921</b>	<b>0</b>	<b>0</b>	

DOYLESTOWN TOWNSHIP  
 CAPITAL RESERVE IMPROVEMENT FUND  
 INCOME AND EXPENDITURE SCHEDULE  
 2019 Budget, Fund 31

	2015 Prior Yr Actuals	2016 Prior Yr Actuals	2017 Last Yr	2018 Budget	2018 Forecast	2019 Prelim Budget
<b>RESERVE FOR CAPITAL RESERVE FUND</b>	<b>1,343,608</b>	<b>694,445</b>	<b>527,257</b>	<b>1,137,148</b>	<b>711,212</b>	<b>760,307</b>
<b>REVENUES</b>						
<b>341 INTEREST &amp; RENTS</b>						
.010 Interest Earned	1,113	897	1,660	1,400	6,139	6,000
<b>Sub-total</b>	<b>1,113</b>	<b>897</b>	<b>1,660</b>	<b>1,400</b>	<b>6,139</b>	<b>6,000</b>
<b>350 OTHER FINANCING SOURCES</b>						
.330 Intergovernmental Revenues	0	0	0	0	0	3,913
<b>Sub-total</b>	<b>0</b>	<b>0</b>	<b>0</b>	<b>0</b>	<b>0</b>	<b>3,913</b>
<b>354 STATE OPERATING GRANTS</b>						
.030 ARLE Grant	287,803	34,675	0	0	0	0
.031 Community Development - Shredder Grant	0	188,097	0	0	0	0
.032 Community Development-Neshaminy Greenw	0	0	0	0	0	0
.033 Community Development-LSR TAP Grant Parkv	0	0	604,993	655,007	724,961	0
.034 Commun Devel - Green Light Go - 313 Corridor	0	0	0	0	0	34,400
.035 Commun Devel - ARLE Swamp/Easton Rd UG	0	0	0	0	0	26,500
.036 Commun Devel - ARLE RFFB Beacon Turk & Eas	0	0	0	0	10,000	161,000
.037 Commun Devel - Shady Rtrt Safe Rt B&H	0	0	0	0	0	0
<b>Sub-total</b>	<b>287,803</b>	<b>222,772</b>	<b>604,993</b>	<b>655,007</b>	<b>734,961</b>	<b>221,900</b>
<b>387 CONTRIBUTIONS &amp; DONATIONS FROM PRIVATE SOURCE</b>						
.000 Contributions	0	13,735	0	0	0	0
<b>Sub-total</b>	<b>0</b>	<b>13,735</b>	<b>0</b>	<b>0</b>	<b>0</b>	<b>0</b>
<b>392 INTERGOVERNMENTAL TRANSFERS</b>						
.010 Transf./ Gen. Fund	0	0	235,000	75,000	75,000	320,000
<b>Sub-total</b>	<b>0</b>	<b>0</b>	<b>235,000</b>	<b>75,000</b>	<b>75,000</b>	<b>320,000</b>
<b>393 PROCEEDS OF GENERAL LONG TERM DEBT</b>						
.170 Proceeds from Loan	0	0	0	0	0	400,000
.300 Capital Lease Issuance	283,374	187,632	241,439	195,000	181,183	207,500
<b>Sub-total</b>	<b>283,374</b>	<b>187,632</b>	<b>241,439</b>	<b>195,000</b>	<b>181,183</b>	<b>607,500</b>
<b>TOTAL REVENUES</b>	<b>572,290</b>	<b>425,036</b>	<b>1,083,092</b>	<b>926,407</b>	<b>997,282</b>	<b>1,159,313</b>

SCHEDULE  
A-Z

T

DOYLESTOWN TOWNSHIP  
CAPITAL RESERVE IMPROVEMENT FUND  
INCOME AND EXPENDITURE SCHEDULE  
2019 Budget, Fund 31

	2015 Prior Yr Actuals	2016 Prior Yr Actuals	2017 Last Yr	2018 Budget	2018 Forecast	2019 Prelim Budget	SCHEDULE A-Z
<b>EXPENDITURES</b>							
<b>400 GENERAL GOVERNMENT</b>							
.750 Capital Purchase	0	0	0	0	0	400,000	C2, CS
	-----	-----	-----	-----	-----	-----	
Sub-total	0	0	0	0	0	400,000	
<b>407 GENERAL EXPENSE</b>							
.252 New Bldg - IT-Data Proc.-Network Svcs	0	0	0	0	0	88,000	C2, CS
.320 New Bldg - Communications - TAB	0	0	0	0	0	65,983	C2, CS
.329 New Bldg - Admin & Police - AV Hardware	0	0	0	0	0	65,487	C2, CS
	-----	-----	-----	-----	-----	-----	
Sub-total	0	0	0	0	0	219,470	
<b>409 GENERAL GOV'T BUILDING</b>							
.730 Capital Purchase	65,135	5,801	0	200,000	5,000	195,709	C1, C2, CS
.751 New Bldg - Security System-Alarm	0	0	0	0	0	21,000	C2, CS
	-----	-----	-----	-----	-----	-----	
Sub-total	65,135	5,801	0	200,000	5,000	216,709	
<b>410 POLICE PROTECTION</b>							
.750 Capital Purchase	31,000	30,000	23,438	0	0	0	
.751 Capital Purchase-Mobile Cameras	0	0	22,100	0	0	0	
.752 New Bldg - Police Ancillary Items	0	0	0	0	0	39,000	C2, CS
.753 New Bldg - Police Lockers & Evidence Stge	0	0	0	0	0	50,000	C2, CS
	-----	-----	-----	-----	-----	-----	
Sub-total	31,000	30,000	45,538	0	0	89,000	
<b>412 POLICE VEHICLE EXPENSE</b>							
.740 Police Vehicles	283,374	0	0	0	0	0	
	-----	-----	-----	-----	-----	-----	
Sub-total	283,374	0	0	0	0	0	
<b>414 CODE ENFORCEMENT EXPENSE</b>							
.700 Capital Purchases - Permit Scanning Project	17,205	0	0	0	0	0	
	-----	-----	-----	-----	-----	-----	
Sub-total	17,205	0	0	0	0	0	
<b>429 STORMWATER DEPARTMENT</b>							
.750 Maintenance & Restoration	7,978	29,616	7,168	15,000	18,043	0	C1
.751 MS4 Programs	0	0	0	92,000	0	168,000	C1, C2, CS
	-----	-----	-----	-----	-----	-----	
Sub-total	7,978	29,616	7,168	107,000	18,043	168,000	
<b>430 HIGHWAY MAINTENANCE</b>							
.740 Equipment Purch. - Shredder	0	215,567	0	0	0	0	
	-----	-----	-----	-----	-----	-----	
Sub-total	0	215,567	0	0	0	0	

DOYLESTOWN TOWNSHIP  
CAPITAL RESERVE IMPROVEMENT FUND  
INCOME AND EXPENDITURE SCHEDULE  
2019 Budget, Fund 31

	2015 Prior Yr Actuals	2016 Prior Yr Actuals	2017 Last Yr	2018 Budget	2018 Forecast	2019 Prelim Budget	SCHEDULE A - Z
<b>433 HIGHWAY MAINTENANCE TRAFFIC</b>							
.740 Capital Purchase	321,307	36,525	0	0	0	0	
.741 ARLE - RFFB Beacon Turk & Easton	0	0	0	0	10,000	161,000	C1, C2, CS
.742 ARLE - Swamp/Easton Rd Upgrade	0	0	0	0	0	26,500	C2, CS
.743 - Green Light Go - 313 Corridor	0	0	0	0	0	43,000	C2, CS
	-----	-----	-----	-----	-----	-----	
Sub-total	321,307	36,525	0	0	10,000	230,500	
<b>434 STREET LIGHT MAINTENANCE</b>							
.700 Capital Purchase - Street Lt Reduction Project	43,963	0	0	0	0	0	
	-----	-----	-----	-----	-----	-----	
Sub-total	43,963	0	0	0	0	0	
<b>439 HWY CONSTRUCTION &amp; REBUILDING</b>							
.245 Hwy. Maint. Supls.	451,491	42,084	0	75,000	0	75,000	C2, CS
.246 Burpee Road Project	0	45,000	0	0	0	0	
.270 Infrastructure Database	0	0	0	85,000	9,000	0	C1, CS
.610 Bridge Pt Park Wall replacement	0	0	0	20,000	0	20,000	C2, CS
	-----	-----	-----	-----	-----	-----	
Sub-total	451,491	87,084	0	180,000	9,000	95,000	
<b>452 PARTICIPANT RECREATION</b>							
.721 LSR TAP Grant Parkway to YMCA	0	0	604,993	655,007	724,961	0	C1, CS
.722 Shady Retreat Safe Route Bike & Hike Trail	0	0	0	0	0	86,500	C2, CS
	-----	-----	-----	-----	-----	-----	
Sub-total	0	0	604,993	655,007	724,961	86,500	
<b>493 CAPITAL LEASE</b>							
.740 Capital Lease Issuance Expense	0	187,632	241,439	195,000	181,183	207,500	
	-----	-----	-----	-----	-----	-----	
Sub-total	0	187,632	241,439	195,000	181,183	207,500	
	=====	=====	=====	=====	=====	=====	
<b>TOTAL EXPENDITURES</b>	<b>1,221,453</b>	<b>592,224</b>	<b>899,137</b>	<b>1,337,007</b>	<b>948,187</b>	<b>1,712,679</b>	
	=====	=====	=====	=====	=====	=====	
<b>EXCESS REVENUES (EXPEND.)</b>	<b>(649,163)</b>	<b>(167,188)</b>	<b>183,955</b>	<b>(410,600)</b>	<b>49,095</b>	<b>(553,366)</b>	
<b>REMAINING RESERVE</b>	<b>694,445</b>	<b>527,257</b>	<b>711,212</b>	<b>726,548</b>	<b>760,307</b>	<b>206,941</b>	

Doylestown Township  
STATE LIQUID FUELS  
INCOME AND EXPENDITURE SCHEDULE  
2019 Budget, Fund 35

	2015 Prior Yr Actuals	2016 Prior Yr Actuals	2017 Last Yr	2018 Budget	2018 Forecast	2019 Prelim Budget	SCHEDULE A - Z
RESERVE FOR STATE LIQUID FUELS	192,517	274,175	446,929	739,557	739,557	750,577	
<b>REVENUES</b>							
<b>341 INTEREST &amp; RENTS</b>							
.010 Interest Earned	333	840	2,696	2,400	7,400	8,000	
Sub-total	333	840	2,696	2,400	7,400	8,000	
<b>355 STATE SHARED REVENUE AND E</b>							
.016 State Road Turnback	1,360	1,360	1,360	1,360	1,360	1,360	RS, R4
.050 State Liq. Fuels Tax Receipts	462,124	544,719	566,547	588,175	597,806	596,305	RS, R4
Sub-total	463,484	546,079	567,907	589,535	599,166	597,665	
<b>TOTAL REVENUES</b>	463,817	546,919	570,603	591,935	606,566	605,665	

Doylestown Township  
STATE LIQUID FUELS  
INCOME AND EXPENDITURE SCHEDULE  
2019 Budget, Fund 35

	2015 Prior Yr Actuals	2016 Prior Yr Actuals	2017 Last Yr	2018 Budget	2018 Forecast	2019 Prelim Budget	SCHEDULE A-Z
<b>EXPENDITURES</b>							
<b>431 STREETS &amp; STORM DRAINS</b>							
.000 Salary Road Workers	0	2,550	0	3,000	0	0	ES, E3
	-----	-----	-----	-----	-----	-----	
Sub-total	0	2,550	0	3,000	0	0	
<b>432 WINTER MAINTENANCE</b>							
.000 Snow/Ice removal	14,484	7,085	9,819	66,756	66,756	61,306	ES
.148 Overtime	75,324	44,736	30,977	48,750	55,774	58,144	ES
.220 Snow/Ice removal supplies	104,862	49,053	57,148	100,000	100,000	100,000	ES, E2
.457 Snow/Ice removal contracted services	56,108	31,427	10,833	65,000	65,000	71,500	ES, E4
	-----	-----	-----	-----	-----	-----	
Sub-total	250,777	132,301	108,778	280,506	287,530	290,950	
<b>433 HIGHWAY TRAFFIC CONTROL</b>							
.000 Highway Traffic Control	34,318	44,411	29,105	60,000	60,000	63,000	ES, E3
	-----	-----	-----	-----	-----	-----	
Sub-total	34,318	44,411	29,105	60,000	60,000	63,000	
<b>433 HIGHWAY TRAFFIC CONTROL</b>							
.250 Electricity	14,610	12,697	12,668	14,000	12,800	13,000	
.453 Line Painting	0	79,646	6,551	55,000	8,000	45,000	ES, E3
	-----	-----	-----	-----	-----	-----	
Sub-total	14,610	92,343	19,219	69,000	20,800	58,000	
<b>434 STREET LIGHTING</b>							
.000 Street Lighting Maintenance and Repair	3,580	0	0	0	0	0	ES, E3
.361 Electricity	30,875	24,760	27,900	28,500	26,716	25,000	
	-----	-----	-----	-----	-----	-----	
Sub-total	30,875	24,760	27,900	28,500	26,716	25,000	



Doylestown Township  
STATE LIQUID FUELS  
INCOME AND EXPENDITURE SCHEDULE  
2019 Budget, Fund 35

	2015 Prior Yr Actuals	2016 Prior Yr Actuals	2017 Last Yr	2018 Budget	2018 Forecast	2019 Prelim Budget	SCHEDULE A - Z
<b>436 STORM SEWERS &amp; DRAINS</b>							
.000 Maintenance and Repair	5,893	7,272	17,776	25,000	15,000	35,000	ES, E3
	-----	-----	-----	-----	-----	-----	
Sub-total	5,893	7,272	17,776	25,000	15,000	35,000	
<b>437 HIGHWAY MAINT-TOOLS &amp; EQUIPMENT</b>							
.000 Maintenance and Repair	18,732	22,658	14,621	14,500	21,000	18,500	ES, E3
	-----	-----	-----	-----	-----	-----	
Sub-total	18,732	22,658	14,621	14,500	21,000	18,500	
<b>438 MAINTENANCE HIGHWAYS &amp; BRIDGES</b>							
.000 Maint & Repairs of Roads & Bridges Supplies	26,954	12,241	22,780	60,000	25,000	35,000	ES, E3
	-----	-----	-----	-----	-----	-----	
Sub-total	26,954	12,241	22,780	60,000	25,000	35,000	
<b>439 HWY CONSTRUCTION</b>							
.610 Highway Construction & Rebuilding	0	0	0	100,000	100,000	150,000	C1, C2, CS
.672 Highway Construction & Rebuilding	0	0	0	0	0	0	
	-----	-----	-----	-----	-----	-----	
Sub-total	0	0	0	100,000	100,000	150,000	
	-----	-----	-----	-----	-----	-----	
<b>446 STORM WATER</b>							
.365 Stormwater Street Sweeping	0	35,630	37,796	39,500	39,500	43,450	ES, E4
	-----	-----	-----	-----	-----	-----	
Sub-total	0	35,630	37,796	39,500	39,500	43,450	
	=====	=====	=====	=====	=====	=====	
<b>TOTAL EXPENSES</b>	382,160	374,164	277,976	680,006	595,546	718,900	
<b>EXCESS REVENUES (EXPEND.)</b>	81,658	172,755	292,627	(88,072)	11,021	(113,235)	
<b>REMAINING RESERVE</b>	274,175	446,929	739,557	651,485	750,577	637,342	

DOYLESTOWN TOWNSHIP  
WATER FUND  
INCOME AND EXPENDITURE SCHEDULE  
2019 Budget, Fund 41

	2015 Prior Yr Actuals	2016 Prior Yr Actuals	2017 Last Yr	2018 Budget	2018 Forecast	2019 Prelim Budget	SCHEDULE A-Z
RESERVE FOR WATER FUND	(11,609)	(14,380)	(14,142)	90,790	(21,389)	2,543	
<b>REVENUES</b>							
<b>341 INTEREST &amp; RENTS</b>							
.010 Interest Earned	57	78	139	120	276	300	
Sub-total	57	78	139	120	276	300	
<b>380 MISCELLANEOUS REVENUE</b>							
.150 Rev. Due from DTMA	513,833	524,214	631,502	654,100	675,489	678,203	RS, R7
Sub-total	513,833	524,214	631,502	654,100	675,489	678,203	
<b>TOTAL REVENUE</b>	<b>513,891</b>	<b>524,292</b>	<b>631,641</b>	<b>654,220</b>	<b>675,765</b>	<b>678,503</b>	
<b>EXPENDITURES</b>							
<b>400 GENERAL GOV'T - WATER</b>							
.121 Salary Mgmt.	49,103	50,180	141,346	107,730	107,730	110,962	ES
.140 Salary Clerical	110,808	114,698	115,882	121,276	121,276	124,860	ES
.148 Salary Clerical OT	731	1,320	1,525	2,500	3,000	3,000	ES
Sub-total	160,643	166,198	258,754	231,506	232,006	238,822	
<b>448 WATER SYSTEM</b>							
.141 Salary Mechanic	0	0	0	750	0	0	ES
.145 Salary Water Workers	302,241	300,220	327,741	357,928	357,928	377,181	ES
.147 Longevity	3,000	3,300	3,600	3,900	3,900	4,200	ES
.148 Overtime Wages	50,778	53,733	48,792	50,000	58,000	58,000	ES
Sub-total	356,018	357,253	380,133	412,578	419,828	439,381	
<b>TOTAL EXPENDITURES</b>	<b>516,661</b>	<b>524,055</b>	<b>638,887</b>	<b>644,084</b>	<b>651,834</b>	<b>678,202</b>	
EXCESS REVENUES (EXPEND.)	(2,770)	238	(7,246)	10,136	23,932	301	
REMAINING RESERVE	(14,380)	(14,142)	(21,389)	100,926	2,543	2,844	

DOYLESTOWN TOWNSHIP  
COMMUNITY SERVICE MEMORIAL FUND  
INCOME AND EXPENDITURE SCHEDULE  
2019 Budget, Fund 51

	2015 Prior Yr Actuals	2016 Prior Yr Actuals	2017 Last Yr	2018 Budget	2018 Forecast	2019 Prelim Budget
Reserve for Community Memorial Fund	23,223	22,243	21,546	23,590	21,102	20,852
<b>REVENUES</b>						
<b>341 INTEREST &amp; RENTS</b>						
.010 Interest Earned	23	32	70	65	150	160
Sub-total	23	32	70	65	150	160
<b>387 CONTRIBUTIONS &amp; DONATIONS</b>						
.000 Contributions	0	0	0	0	0	0
Sub-total	0	0	0	0	0	0
<b>TOTAL REVENUE</b>	<b>23</b>	<b>32</b>	<b>70</b>	<b>65</b>	<b>150</b>	<b>160</b>
<b>EXPENDITURES</b>						
<b>451 CULTURAL RECREATION</b>						
.361 REC Light/Tri-Park Electric	1,003	728	515	650	400	0
.365 REC Materials/Supplies Tri Park	0	0	0	0	0	0
.500 Grants, Cont. & Subsidies	0	0	0	300	0	0
<b>TOTAL EXPENDITURES</b>	<b>1,003</b>	<b>728</b>	<b>515</b>	<b>950</b>	<b>400</b>	<b>0</b>
<b>EXCESS REVENUES (EXPEND.)</b>	<b>(980)</b>	<b>(697)</b>	<b>(445)</b>	<b>(885)</b>	<b>(250)</b>	<b>160</b>
<b>REMAINING RESERVE</b>	<b>22,243</b>	<b>21,546</b>	<b>21,102</b>	<b>22,705</b>	<b>20,852</b>	<b>21,012</b>

SCHEDULE  
A - Z

DOYLESTOWN TOWNSHIP  
 AMBULANCE CORP  
 INCOME AND EXPENDITURE SCHEDULE  
 2019 Budget, Fund 52

	2015 Prior Yr Actuals	2016 Prior Yr Actuals	2017 Last Yr	2018 Budget	2018 Forecast	2019 Prelim Budget	SCHEDULE A - Z
RESERVE FOR AMBULANCE FUND REVENUES	19,401	7,513	1,655	9,657	2,225	10,008	
(15-52-301)							
301 REAL PROPERTY TAXES - Millage		0.375	0.375	0.375	0.375	0.375	
.100 Real Estate Tax Current	65,192	98,617	99,703	100,676	100,676	101,635	RS, R1, R3
.200 Real Estate Tax Prior Year	196	208	280	70	75	100	RS, R1, R3
.300 Delinq Tax Collector	3	0	0	0	0	0	RS, R1, R3
.400 Real Estate Tax Delinquent	936	1,244	1,090	1,200	1,200	1,200	RS, R1, R3
	-----	-----	-----	-----	-----	-----	
Sub-total	66,326	100,068	101,074	101,876	101,950	102,935	
341 INTEREST & RENTS							
.010 Interest Earned	25	45	65	80	228	260	
	-----	-----	-----	-----	-----	-----	
Sub-total	25	45	65	80	228	260	
	=====	=====	=====	=====	=====	=====	
TOTAL REVENUES	66,351	100,114	101,139	101,956	102,178	103,195	
EXPENDITURES							
415 EMERGENCY MANAGEMENT AND CO							
.500 AMBULANCE CORP CONTRIBUTION	78,239	105,972	100,569	100,222	94,395	95,500	
	-----	-----	-----	-----	-----	-----	
Sub-total	78,239	105,972	100,569	100,222	94,395	95,500	
	=====	=====	=====	=====	=====	=====	
TOTAL EXPENDITURES	78,239	105,972	100,569	100,222	94,395	95,500	
	=====	=====	=====	=====	=====	=====	
EXCESS REVENUES (EXPEND.)	(11,888)	(5,858)	570	1,734	7,783	7,695	
REMAINING RESERVE		1,655	2,225	11,391	10,008	17,703	

DOYLESTOWN TOWNSHIP  
ROADS and BRIDGES  
INCOME AND EXPENDITURE SCHEDULE  
2019 Budget, Fund 53

	2015 Prior Yr Actuals	2016 Prior Yr Actuals	2017 Last Yr	2018 Budget	2018 Forecast	2019 Prelim Budget	SCHEDULE A - Z
<b>RESERVE FOR ROADS and BRIDGES FUND REVENUES</b>	0	0	14,722	9,657	367,236	778,892	
<b>301 REAL PROPERTY TAXES - Millage</b>		1,000	1,000	1,500	1,500	1,500	
.100 Real Estate Tax Current	0	262,978	265,876	402,702	402,702	406,542	RS, R1, R3
.200 Real Estate Tax Prior Year	0	555	748	600	299	300	RS, R1, R3
.300 Real Estate Tax Collector	0	0	0	0	0	(0)	RS, R1, R3
.400 Real Estate Tax Claim	0	3,316	2,906	2,000	3,500	4,200	RS, R1, R3
Sub-total	0	266,849	269,530	405,302	406,501	411,042	
<b>341 INTEREST &amp; RENTS</b>							
.010 Interest Earned	0	261	1,948	2,000	5,154	3,300	
Sub-total	0	261	1,948	2,000	5,154	3,300	
<b>392 INTERFUND OPERATING TRANSFERS</b>							
.010 Transfer from General Fund	0	540,000	655,000	540,000	540,000	0	T
Sub-total	0	540,000	655,000	540,000	540,000	0	
<b>TOTAL REVENUES</b>	0	807,109	926,478	947,302	951,656	414,342	
<b>EXPENDITURES</b>							
<b>439 PUBLIC WORKS</b>							
.245 Hwy Maint - Road Surface Restoration	0	792,387	573,964	525,000	540,000	400,000	C1, C2, CS
Sub-total	0	792,387	573,964	525,000	540,000	400,000	
<b>TOTAL EXPENDITURES</b>	0	792,387	573,964	525,000	540,000	400,000	
<b>EXCESS REVENUES (EXPEND.)</b>	0	14,722	352,514	422,302	411,656	14,342	
<b>REMAINING RESERVE</b>	0	14,722	367,236	431,959	778,892	793,234	

**SCHEDULE R1**  
**ESTIMATED INCOME FROM CURRENT REAL ESTATE TAX - for the Budget Year 2019**

	<b>GENERAL FUND</b>	<b>AMBULANCE CORP.</b>	<b>FIRE TAX</b>	<b>PARK &amp; REC FUND</b>	<b>DEBT SERVICE FUND</b>	<b>ROADS &amp; BRIDGES</b>	<b>TOTAL</b>
2019 Estimated Assessed Value	276,559,080	276,559,080	276,559,080	276,559,080	276,559,080	276,559,080	276,559,080
2019 Tax Millage	<b>4.750</b>	<b>0.375</b>	<b>1.250</b>	<b>2.000</b>	<b>2.500</b>	<b>1.500</b>	<b>12.375</b>
Est. Gross Income before adjustment	1,313,656	103,710	345,699	553,118	691,398	414,839	3,422,419
less average 2% for discount	(26,273)	(2,074)	(6,914)	(11,062)	(13,828)	(8,297)	(68,448)
Current Tax Revenue available for appropriation	1,287,383	101,635	338,785	542,056	677,570	406,542	3,353,970

<b>AVAILABLE REVENUE</b>	<b>GROSS</b>	<b>NET</b>
1 Mill, equals	276,559	271,028
3/4 Mill, equals	207,419	203,271
1/2 Mill, equals	138,280	135,514
1/4 Mill, equals	69,140	67,757

November 9, 2018

**SCHEDULE R2**

**REAL ESTATE TAX MILLAGE PLAN - for the listed years**

	<b>Last Year 2017</b>	<b>Forecast 2018</b>	<b>Prelim Budget 2019</b>
<b>Totals by Fund</b>			
General Fund	7.000	6.000	4.750
Ambulance	0.375	0.375	0.375
Fire Tax	1.250	1.250	1.250
Park & Rec	0.750	0.750	2.000
Debt Service	1.500	2.000	2.500
Roads & Bridges	1.000	1.500	1.500
<b>Total Millage</b>	<b>11.875</b>	<b>11.875</b>	<b>12.375</b>
Change		0.000	0.500
% Change Yr to Yr		0.00%	4.21%
<b>Allocation changes by Fund</b>			
General Fund		(1.000)	(1.250)
Ambulance			
Fire Tax			
Park & Rec			1.250
Debt Service		0.500	0.500
Roads & Bridges		0.500	

**SCHEDULE R3**  
**ESTIMATED INCOME FROM REAL ESTATE TAX - for the listed years**

	Prior Year Actuals 2016	Last Year 2017	Forecast 2018	Prelim Budget 2019
<b>GENERAL FUND - millage</b>	5.750	7.000	6.000	4.750
01-301-100 Current Real Estate	1,512,121	1,861,133	1,610,809	1,287,383
01-301-200 Prior Year	3,191	5,234	27,375	100
01-301-300 Tax Collector	-	-	-	(0)
01-301-400 Delinquent	19,068	20,345	15,520	17,500
Total:	1,534,380	1,886,712	1,653,703	1,304,983
<b>AMBULANCE CORP - millage</b>	0.375	0.375	0.375	0.375
52-301-100 Current Real Estate	98,617	99,703	100,676	101,635
52-301-200 Prior Year	208	280	75	100
52-301-300 Tax Collector	-	-	-	0
52-301-400 Delinquent	1,244	1,090	1,200	1,200
Total:	100,068	101,074	101,950	102,935
<b>FIRE TAX - millage</b>	1.250	1.250	1.250	1.250
03-301-100 Current Real Estate	328,722	332,344	335,585	338,785
03-301-200 Prior Year	694	935	249	500
03-301-300 Tax Collector	-	-	-	0
03-301-400 Delinquent	4,145	3,633	3,700	3,700
Total:	333,561	336,912	339,534	342,985
<b>PARK &amp; REC FUND - millage</b>	0.750	0.750	0.750	2.000
05-301-100 Current Real Estate	197,233	199,407	201,351	542,056
05-301-200 Prior Year	467	561	150	150
05-301-300 Tax Collector	-	-	-	(0)
05-301-400 Delinquent	2,487	2,180	2,185	2,200
Total:	200,188	202,147	203,686	544,406
<b>DEBT SERVICE FUND - millage</b>	1.750	1.500	2.000	2.500
17-301-100 Current Real Estate	460,211	399,774	536,936	677,570
17-301-200 Prior Year	971	161	399	400
17-301-300 Tax Collector	-	-	-	(0)
17-301-400 Delinquent	5,803	4,360	4,400	4,400
Total:	466,985	404,295	541,735	682,370
<b>ROADS AND BRIDGES FUND - millage</b>	1.000	1.000	1.500	1.500
53-301-100 Current Real Estate	262,978	265,876	402,702	406,542
53-301-200 Prior Year	555	748	299	300
53-301-300 Tax Collector	-	-	-	(0)
53-301-400 Delinquent	3,316	2,906	3,500	4,200
Total:	266,849	269,530	406,501	411,042
<b>GRAND TOTALS:</b>	2,902,030	3,200,669	3,247,110	3,388,720



**Schedule R4  
REVENUE - State Contributions  
For the listed Years**

Account Number	Description	Prior Year	Last Year
		Actuals 2016	2017
01-355-010	Public Utility Tax	8,755	8,474
01-355-080	Liquor Licenses	2,000	2,100
01-355-120	Pension State Aid Forgn Cas. Act 205	293,101	321,178
01-362-000	Public Safety	-	15
35-355-016	State Road Turnback Payments	1,360	1,360
35-355-050	Motor Vehicle Fuel Taxes	544,719	566,547
	<b>Total:</b>	849,935	899,674

Forecast	Prelim	Comments
2018	Budget 2019	
8,746	9,000	
3,100	3,100	
332,592	332,592	2019 set equal to 2018 actual
-		
1,360	1,360	
597,806	596,305	per State notification
943,604	942,357	

November 9, 2018

**Schedule R5**  
**REVENUE - TV Franchise Fees**  
**For the listed Years**

Account Number	Description	Prior Year	Last Year
		Actuals 2016	2017
01-321-800	Comcast Cable Television Franchise	212,494*	190,746
01-321-801	FIOS TV Franchise	245,683**	232,474
<b>Total:</b>		458,176	423,220

\* Includes \$25K Equipment Grant

\*\* Includes \$9.6K Equipment Grant

Forecast	Prelim	Comments
2018	Budget 2019	
185,000	185,000	Forecast at average w/o grant
226,000	226,000	Forecast at average w/o grant
411,000	411,000	

**Schedule R6  
REVENUE - Bldg Permits, Planning & Zoning  
For the listed Years**

Account Number	Description	Prior Year	Last Year
		Actuals 2016	2017
01-361-300	Subdivision & Land Development	6,040	18,180
01-361-340	Zoning Hearing/Board of Appeals Fees	14,830	8,400
01-361-360	Escrow Admin Fees	8,394	10,812
01-362-135	Fire Alarm	239	469
01-362-410	Building Permits	332,550	365,767
01-362-411	Mechanical Permits	24,349	81,134
01-362-412	Electrical Permits	15,794	13,914
01-362-413	Demolition Permits	3,300	2,510
01-362-414	Comm. Cert. Of Compliance	2,250	500
01-362-415	Zoning Permit-Miscellaneous	28,294	28,039
01-362-416	Burn Permit	300	300
01-362-420	Grading Permit	4,750	8,660
01-362-430	Plumbing Permits	14,552	18,790
01-362-435	Well Permit	600	400
01-362-445	Septage Inspection	50	-
01-362-460	Sign Permit	300	-
01-362-470	Deed Registration	3,250	2,820
01-362-480	Fire Protection Equipment	3,848	5,279
01-362-490	Fire Marshal Permit	-	50
01-362-820	Highway Occupancy	1,710	1,325
<b>Total:</b>		<b>465,401</b>	<b>567,348</b>

Forecast	Prelim Budget	Comments
2018	2019	
11,500	8,000	
18,000	15,000	
11,400	10,000	
100	300	
297,671	273,650	Major Permit for DH \$159K
33,638	30,000	
13,000	13,000	
2,500	2,500	
1,500	1,500	
30,000	30,000	
250	-	Includes \$230K of regular activity plus identified large projects - DH, Burke tract, Quinlan tract.
2,000	2,500	
10,760	12,000	
400	400	
-	-	
-	-	
3,500	3,500	
9,000	10,000	
250	150	
1,000	1,000	
446,469	413,500	

November 9, 2018

**Schedule R7**  
**REVENUE - Revenue from DTMA**  
**For the listed Years**

Account Number	Description	Prior Year	Last Year
		Actuals 2016	2017
01-380-150	Facility Rental	37,929	38,915
01-380-152	Fringe Charged to DTMA	256,184	299,641
17-380-150	Debt Service Charged to DTMA	82,399	45,325
41-380-150	Water Department Cost Recovery	524,214	631,502
<b>Total:</b>		900,727	1,015,383

Forecast	Prelim	Comments
2018	Budget 2019	
38,915	39,926	Facility rental
304,390	317,560	Water worker fringes
-	-	Water debt - closed
675,489	678,203	Water worker & Admin expenses
1,018,794	1,035,689	

**Schedule E1  
SUM - Debt Service  
For the listed Years**

Account Number	Description	Prior Year	Last Year
		Actuals 2016	2017
17-471-093	DVRFA Serial Bond Loan	597,000	330,000
17-471-094	Principle Bond Obligation	-	-
17-471-098	General Obligation Term Note	44,227	-
17-471-099	Principle Term Note	-	-
17-472-094	Interest Bond Obligation	-	177,252
17-472-098	General Obligation Term Loan	430	-
17-472-099	Interest Term Note	-	-
17-472-302	DVRFA Loan	5,180	1,231
<b>Total:</b>		646,837	508,482

Forecast	Prelim	Comments
2018	Budget 2019	
-		Central Park Bond principal (closed)
100,000	305,000	Building Bond(s) principal
-		
-	62,043	Term Note principal
300,000	344,014	Building Bond(s) Interest
-		
-	10,543	Term Note Interest
-		Central Park Bond Interest (closed)
400,000	721,600	

**Schedule E2  
 PUBWKS - Road Supplies  
 For the listed Years**

Account Number	Description	Prior Year	Last Year
		Actuals 2016	2017
01-428-220	Pub. Wks. Serv. Supplies	668	480
01-428-374	Repair of Tools & Mach.	570	404
01-430-234	Oil	1,002	-
01-430-245	Hwy. Supplies/Ptch	12,832	-
01-430-365	Debris Disposal	15,708	10,611
01-432-220	Snow/Ice Removal Supplies	-	-
01-437-254	Minor Equip. Maint.	25	32
01-437-255	Major Equip. Maint.	3,814	594
01-437-257	Tires	3,929	-
01-437-455	Contracted Rep. of Equip.	-	-
25-461-711	Conservation of Natural Resources	-	-
29-461-711	Conservation of Natural Resources	3,650	-
35-432-220	Snow/Ice Removal Supplies	49,053	57,148
<b>Total:</b>		<b>91,251</b>	<b>69,270</b>

Forecast	Prelim Budget	Comments
2018	2019	
1,350	1,500	
1,185	1,500	
1,500	1,500	
-	-	
13,000	20,000	Increased activity
-	-	
750	650	
2,000	2,000	
4,000	11,000	4 tires for Loader
2,500	2,500	
750	-	
-	-	
100,000	100,000	
<b>Total:</b>		
<b>127,035</b>	<b>140,650</b>	

**Schedule E3  
PUBWKS - Traffic Repairs  
For the listed Years**

Account Number	Description	Prior Year	Last Year
		Actuals 2016	2017
01-433-246	Supplies, Paint, Sgn, Etc.	9,537	12,099
01-433-451	Contract Repair Traffic Signals	9,239	5,116
01-433-453	Contract Serv - Line Painting	-	-
01-434-362	Street Light Repair	19,122	1,284
35-431-000	Cleaning of Streets and Gutters	2,550	-
35-433-000	Highway Traffic Control	44,411	29,105
35-433-453	Traffic Control/Line Painting	79,646	6,551
35-434-000	Street Lighting	-	-
35-436-000	Storm Sewers and Drains	7,272	17,776
35-437-000	Highway Maint-Tools & Equip.	22,658	14,621
35-438-000	Maint and Repairs of Roads and Bridges	12,241	22,780
<b>Total:</b>		206,674	109,332

Forecast	Prelim Budget	Comments
2018	2019	
12,500	12,500	
6,500	8,500	
-	-	
2,000	2,000	
-	-	
60,000	63,000	
8,000	45,000	Work deferred from 2018
-	-	
15,000	35,000	Increased activity
21,000	18,500	
25,000	35,000	Work deferred from 2018
150,000	219,500	

**Schedule E4  
PUBWKS - Contracted Services  
For the listed Years**

Account Number	Description	Prior Year	Last Year
		Actuals 2016	2017
01-414-306	Prof. Serv. Arborist	1,200	1,200
01-430-452	Contracted Tree Trimming	41,710	-
01-430-456	Detent. Basin Mowing	27,550	14,040
35-432-457	Contracted Snow Removal	31,427	10,833
35-446-365	Storm Water Street Sweeping	35,630	37,796
<b>Total:</b>		137,517	63,869

Forecast	Prelim Budget	Comments
2018	2019	
1,800	1,800	
40,000	35,000	Effort focused on Parks
10,000	16,500	New contract
65,000	71,500	
39,500	43,450	
156,300	168,250	



**Schedule E5  
PARKS - Contracted Services  
For the listed Years**

Account Number	Description	Prior Year	Last Year
		Actuals 2016	2017
05-452-450	Contracted Services	75,360	88,650
05-452-452	Tree Trimming	8,185	7,846
<b>Total:</b>		83,545	96,496

Forecast	Prelim Budget	Comments
2018	2019	
75,000	170,000	Combined accounts - incr tree trimming
65,000	-	
140,000	170,000	

## Schedule C1: 2018 CAPITAL/MAJOR SPENDING PROGRAMS

Pgm Nbr	Priority	Description	Comments/Rationale	Status	External Funding	Twp Portion	2018 Budget	2018 Forecast	(Higher)/ Lower
<b>Building</b>									
17-01	Continuation	DTWP Building Project	Replace the Township Municipal headquarters building and reconfigure/repurpose other existing buildings.	Underway for completion in 2019	Bond	100.0%	\$8,423,037.2	\$3,950,000.0	\$4,473,037.2
					<b>Building Subtotal:</b>		\$8,423,037.2	\$3,950,000.0	\$4,473,037.2
<b>Pub Works - Roads</b>									
19-07	Maintenance	Road Surface Restoration & Drainage	Robotics evaluation underway - results by end 2018	The Estates plus completed	Road Tax	80.0%	\$525,000.0	\$540,000.0	(\$15,000.0)
		SLF			20.0%	\$100,000.0	\$100,000.0	\$0.0	
	Maintenance	Bridge Maintenance				100.0%	\$75,000.0	\$0.0	\$75,000.0
19-12	Mandated	Rectangular Rapid Fire Beacon - Turk & Easton	To improve pedestrian safety at two existing crosswalk locations that experience higher than average vehicular speeds and traffic volumes as compared to other uncontrolled crossing in the Township.	Engineering will start in 2018	ARLE	0.0%	\$0.0	\$10,000.0	(\$10,000.0)
		Infrastructure Database				100.0%	\$85,000.0	\$9,000.0	\$76,000.0
18-01	Maintenance	Bridge Pt Park wall repair & repointing	Repair deteriorating rear structure of bridge that was damaged in an automobile accident several years ago.	Deferred to 2019		100.0%	\$20,000.0	\$0.0	\$20,000.0
					<b>Pub Works - Roads Subtotal:</b>		\$805,000.0	\$659,000.0	\$146,000.0
<b>Pub Works - Stormwater</b>									
18-02	Mandated	MS4 Programs - Construction Stormwater Maintenance	Execute the Township's mandated Pollution Reduction Plan.	Deferred to 2019		100.0%	\$92,000.0	\$0.0	\$92,000.0
						100.0%	\$15,000.0	\$18,043.3	(\$3,043.3)
					<b>Stormwater - Subtotal:</b>		\$107,000.0	\$18,043.3	\$88,956.7
<b>Pub Works - Parks</b>									
19-15	Mandated	Shady Retreat to Doyle Elementary School trail	Create shared-use Trail	Engineering started	PennDOT	18.9%	\$0.0	\$50,000.0	(\$50,000.0)
18-03	Continuation	Park Lighting - upgrade to LED/pole conversion	Replace/upgrade park lighting to LED and replace deteriorating poles.	Deferred to 2019		100.0%	\$100,000.0	\$0.0	\$100,000.0
18-04	Continuation	Pre Fab storage/building	Provide a storage facility in which all Parks related Public Works equipment and supplies will be stored.	Engineering design will start in 2018		100.0%	\$200,000.0	\$5,000.0	\$195,000.0
	Continuation	LSR - 202 Pkwy to YMCA - TAP Grant		Completed	TAP	100.0%	\$655,007.0	\$724,960.6	(\$69,953.6)
	Continuation	Neshaminy Green Trail Phase III		Completed			\$0.0	\$40,478.6	(\$40,478.6)
18-05	Continuation	Turk Rd Trail feasibility Study	Funded Feasibility study (with Doylestown Borough)	Underway	DCNR	25.0%	\$25,000.0	\$25,000.0	\$0.0
18-06	Continuation	Turk II Backstop replacement-Fields 5 & 6	Replace deteriorated current backstops	Field 6 deferred to 2019		100.0%	\$25,000.0	\$0.0	\$25,000.0
19-18	Maintenance	Sandy Ridge Road - trail & drainage repairs	Regular, required maintenance	Deferred to 2019		100.0%	\$45,000.0	\$0.0	\$45,000.0
					<b>Pub Works - Parks Subtotal:</b>		\$1,050,007.0	\$845,439.3	\$204,567.7
<b>Parks - Services &amp; Mgmt</b>									
18-07	Continuation	Kids Castle Project	Rehabilitate the Kids castle playground area to make it readily accessible and usable by individuals with disabilities.	Planned for 2019 execution	Grant/Donations	50.0%	\$400,000.0	\$0.0	\$400,000.0
18-08	Continuation	Open Space Comprehensive Plan update	Provide data driven and statistically viable roadmap to guide decision making in managing the parks facilities and programs.	Underway	Grant	50.0%	\$20,000.0	\$15,000.0	\$5,000.0
					<b>Parks - Services &amp; Mgmt Subtotal:</b>		\$420,000.0	\$15,000.0	\$405,000.0
					<b>Grand Total:</b>		\$10,805,044.2	\$5,487,482.6	\$5,317,561.7

## Schedule C2: PROPOSED CAPITAL/MAJOR SPENDING PROGRAMS - for the 2019 Prelim Budget

Pgm Nbr	Staff Priority Recomm.	Description	Comments/Rationale	External Funding	Twp Portion	2019 Source	2019 Prelim Budget
<b>Building</b>							
17-01	Continuation	DTWP Building Project	Replace the Township Municipal headquarters building and reconfigure/repurpose other existing buildings.	Bond	100.0%	Drawdown Schedule	\$5,069,488.0
19-01	Mandated	New Building-Furniture & Fitout	Furniture and fitout items for New Building	Term Loan	100.0%	Proposal	\$400,000.0
19-02	Mandated	New Building-Admin, Police AV Hardware	Outfit Conference and Meeting facilities in new building		100.0%	Eng'r Estimates	\$65,487.0
19-05	Mandated	New Building-Computer/Network Services	Install Network Infrastructure in New Building		100.0%	Eng'r Estimate	\$88,000.0
19-04	Mandated	New Building-Replace/Upgrade DTV Video Production System	Replace/Upgrade DTV broadcast recording and playback system in New Building. Simplify operations.	Grants/Savings	38.0%	Eng'r Estimate	\$65,983.0
19-20	Mandated	New Building-Police Lockers & Evidence Storage system	Supply and Install Lockers and Evidence handling system		100.0%	Proposal	\$50,000.0
19-06	Mandated	New Building-Police Ancillary Items	Armory, Ready, and Evidence room fitout		100.0%		\$39,000.0
19-03	Mandated	New Building-Security Alarm system	Install updated security System in new Building		100.0%	Proposal	\$21,000.0
<b>Building Subtotal:</b>							\$5,798,958.0
<b>Pub Works - Roads</b>							
19-07	Maintenance	Road Surface Restoration & Drainage	Robotics evaluation underway - results by end 2018	Road Tax	80.0%		\$400,000.0
		Road Surface Restoration & Drainage - SLF		SLF	20.0%		\$150,000.0
19-09	Mandated	Green Lt Go - 313 Corridor	Upgrade the traffic signal equipment and operation of seven existing traffic signals along the Route 313 Swamp Rd corridor. Shared with 3 other municipalities.	GLG	10.9%	Eng'r Estimate	\$43,000.0
19-10	Mandated	Swamp/Easton Rd Traffic Signal Upgrade	Upgrades to the aging traffic signal infrastructure at the intersection of Swamp Road (SR 0313) and Easton Road (SR 1001) will improve safety and enhance mobility by improving the intersection's operation, reliability and functionality.	ARLE	0.0%	Eng'r Estimate	\$26,500.0
19-11	Maintenance	Bridges & Stream Crossing repairs	Ongoing minor repairs		100.0%	Estimate	\$75,000.0
19-14	Mandated	International Truck (3 year lease)	Replace deteriorated 18 year old truck/rusted-out frame		100.0%	Dealer Estimate	\$169,500.0
19-12	Mandated	Rectangular Rapid Fire Beacon - Turk & Easton	To improve pedestrian safety at two existing crosswalk locations that experience higher than average vehicular speeds and traffic volumes as compared to other uncontrolled crossing in the Township.	ARLE	0.0%	Eng'r Estimate	\$161,000.0
18-01	Maintenance	Bridge Pt Park wall repair & repointing	Repair deteriorating rear structure of bridge that was damaged in an automobile accident several years ago.		100.0%		\$20,000.0
<b>Pub Works - Roads Subtotal:</b>							\$1,045,000.0

## Schedule C2: PROPOSED CAPITAL/MAJOR SPENDING PROGRAMS - for the 2019 Prelim Budget

Pgm Nbr	Staff Priority Recomm.	Description	Comments/Rationale	External Funding	Twp Portion	2019 Source	2019 Prelim Budget
<b>Pub Works - Stormwater</b>							
18-02	Mandated	MS4 Programs - Construction MS4 Programs - Engineering	Execute the Township's mandated Pollution Reduction Plan.		100.0% 100.0%	Proposal	\$168,000.0 \$24,000.0
<b>Pub Works - Parks</b>							
19-15	Mandated	Shady Retreat to Doyle Elementary School trail	Create shared-use Trail	PennDOT	18.9%	Proposal	\$86,500.0
18-03	Continuation	Park Lighting - upgrade to LED/pole conversion	Replace/upgrade park lighting to LED and replace deteriorating poles.		100.0%	Estimate	\$235,000.0
18-04	Continuation	Pre Fab storage/building	Provide a storage facility in which all Parks related Public Works equipment and supplies will be stored.		100.0%	Estimate	\$195,708.6
18-05	Continuation	Turk Rd Trail feasibility Study	Funded Feasibility study (with Doylestown Borough)	DCNR	25.0%	Actual	\$25,000.0
18-06	Continuation	Turk II Backstop replacement-Fields 5 & 6	Replace deteriorated current backstops - Field 5 & 6		100.0%	Estimate	\$50,000.0
19-16	Mandated	Turk II Playground Poured-in-place	Replace unsafe play surface		100.0%	Estimate	\$50,000.0
19-17	Mandated	Turk I Playground replacement	Replace unsafe play equipment-repair parts unavailable		100.0%	Estimate	\$50,000.0
19-18	Maintenance	Sandy Ridge Road - trail & drainage repairs	Regular, required maintenance		100.0%	Estimate	\$45,000.0
<b>Pub Works - Parks Subtotal:</b>							\$737,208.6
<b>Parks - Services &amp; Mgmt</b>							
18-07	Continuation	Kids Castle Project	Rehabilitate the Kids castle playground area to make it readily accessible and usable by individuals with disabilities.	Grant/ Donations	50.0%	Proposal	\$400,000.0
18-08	Continuation	Open Space Comprehensive Plan update	Provide data driven and statistically viable roadmap to guide decision making in managing the parks facilities and programs.	Grant	50.0%	Actual	\$5,000.0
<b>Parks - Services &amp; Mgmt Subtotal:</b>							\$405,000.0
<b>Police</b>							
19-19	Mandated	Marked Patrol car (3 year lease)	Replace 2012 Tahoe with 130K miles		100.0%	Dealer Estimate	\$38,000.0
<b>Grand Total:</b>							\$8,216,166.6

**SCHEDULE T  
TRANSFERS TO OTHER FUNDS - for the indicated years**

Account Code	Account Description	From Fund	Prior Year Actuals 2016	Last Year 2017
<b>TRANSFERS OUT</b>				
01-492-005	Fund Transfers - Transfer to P & R Fund	01	200,000	370,000
01-492-023	Transfer to CFR Fund	01	-	-
01-492-029	Transfer to Open Space	01	3,650	-
01-492-031	Transfer to Capital Reserve	01	-	235,000
01-492-053	Transfer to Roads & Bridges	01	540,000	655,000
05-492-001	Expense, General - Transfer To General Fund	05	-	-
18-492-001	Transfer to General Fund	18	-	178,109
21-492-001	Expense, General - Transfer To General Fund	21	14,503	-
23-492-010	Fund Transfers - Transfer to Kids Castle	23	-	22,965
25-492-001	Expense, General - Transfer To General Fund	25	15,000	15,000
29-492-021	Fund Transfers - Transf. to Offsite Fund	29	-	-
	<b>Total Transfers Out:</b>		<b>773,153</b>	<b>1,476,075</b>
<b>TRANSFERS IN</b>	<b>Total Transfers In:</b>		<b>773,153</b>	<b>1,476,075</b>

Forecast 2018	Prelim Budget 2019
300,000	340,000
-	-
-	-
75,000	320,000
540,000	-
-	-
-	-
-	-
23,000	23,000
15,000	7,500
273	-
<b>953,273</b>	<b>690,500</b>
<b>953,273</b>	<b>690,500</b>

## **FOREWORD - FIVE YEAR PROECTIONS**

This section is included in the Budget Book to provide a longer range context to the Current Year Forecast and Preliminary Budget proposal. The Township's budgeting process starts with each Department Head developing detailed forecasts (at the account number level) for the Current year and for the new Budget year, which is thoroughly evaluated and vetted by the Finance department and Township administration. These results are then projected forward on a somewhat more summarized level for an additional four year period using assumptions about growth rates, and by adjusting the projections to account for any particular items about which we are able to make reasonable assumptions.

The results of this analysis are displayed and reviewed in the reports that are shown in this Section's pages. Those pages contain all of the same information you've already seen for the past, current and new year - colored gray on these reports - and add figures for the following four years. These projections give Township administration and the Board of Supervisors a projection of the Township's financial posture over the next five years. The purpose of this exercise is to evaluate the effect of current or short term financial actions and policies on a longer term horizon, and thus to give an early indication of possible future problems or benefits.

The Superviors review the budget proposals and alternatives in a series of public meetings throughout the year that culminate in a formal budget proposal being presented , considered and voted on in two public meetings at the end of each year. (See the Budget Process diagram in Section 1 for more information on this topic.) At the conclusion of the budgeting process, the Board of Supervisors give definitive approval to a revised budget for the current year, and to a budget for the next year. NO APPROVALS are given for the revenues and spending contained in the projections for the four years beyond the new year. Those projections, having been thoroughly and publically reviewed during the budget process, are meant to reflect a likely operating plan should the circumstances turn out as predicted. Since in some cases, projects and circumstances change, a fresh evaluation is prepared in each yearly budget cycle to update the outlook for the future.

## Schedule RS: MAJOR SOURCES OF REVENUE - for the listed years

Item	Last Year 2017	Forecast 2018	Prelim Budget 2019	Projection				2018 to 2023	
				2020	2021	2022	2023	TOTALS	%
Earned Income Tax	\$ 4,119.6	\$ 4,175.6	\$ 4,248.7	\$ 4,323.1	\$ 4,398.7	\$ 4,475.7	\$ 4,554.0	\$ 26,175.7	30.5%
RE Taxes	\$ 3,200.7	\$ 3,247.1	\$ 3,388.7	\$ 3,600.9	\$ 3,746.0	\$ 3,755.3	\$ 3,833.0	\$ 21,571.0	25.2%
State Contributions	\$ 899.7	\$ 943.6	\$ 942.4	\$ 959.3	\$ 976.6	\$ 994.2	\$ 1,012.1	\$ 5,828.1	6.8%
LST Tax	\$ 618.3	\$ 615.0	\$ 620.0	\$ 630.5	\$ 641.3	\$ 652.2	\$ 663.2	\$ 3,822.2	4.5%
Real Estate Transfer Tax	\$ 616.9	\$ 979.9	\$ 670.0	\$ 670.0	\$ 670.0	\$ 670.0	\$ 670.0	\$ 4,329.9	5.1%
TV Franchise Fees	\$ 423.2	\$ 411.0	\$ 411.0	\$ 411.0	\$ 411.0	\$ 411.0	\$ 411.0	\$ 2,466.0	2.9%
Bldg Permits, Planning & Zoning	\$ 567.3	\$ 446.5	\$ 413.5	\$ 470.0	\$ 450.0	\$ 450.0	\$ 400.0	\$ 2,630.0	3.1%
Revenue from DTMA	\$ 1,015.4	\$ 1,018.8	\$ 1,035.7	\$ 1,067.1	\$ 1,099.6	\$ 1,133.1	\$ 1,167.7	\$ 6,522.0	7.6%
All Other	\$ 963.5	\$ 970.4	\$ 866.4	\$ 758.8	\$ 768.3	\$ 778.0	\$ 787.9	\$ 4,929.8	5.7%
<b>Subtotal for Operations Revenue</b>	<b>\$ 12,424.5</b>	<b>\$ 12,807.8</b>	<b>\$ 12,596.3</b>	<b>\$ 12,890.7</b>	<b>\$ 13,161.5</b>	<b>\$ 13,319.4</b>	<b>\$ 13,498.9</b>	<b>\$ 78,274.7</b>	<b>91.3%</b>
Grants/Capital Revenue	\$ 605.0	\$ 782.6	\$ 783.0	\$ 868.1	\$ 985.0	\$ -	\$ -	\$ 3,418.7	4.0%
Building Project Revenue	\$ 9,995.8	\$ -	\$ 2,003.1	\$ -	\$ 1,363.0	\$ -	\$ -	\$ 3,366.1	3.9%
Capital Lease Issuance	\$ 241.4	\$ 181.2	\$ 207.5	\$ 40.5	\$ 247.0	\$ -	\$ -	\$ 676.2	0.8%
<b>Total</b>	<b>\$ 23,266.8</b>	<b>\$ 13,771.6</b>	<b>\$ 15,590.0</b>	<b>\$ 13,799.3</b>	<b>\$ 15,756.5</b>	<b>\$ 13,319.4</b>	<b>\$ 13,498.9</b>	<b>\$ 85,735.6</b>	<b>100.0%</b>

**SCHEDULE R2**

**REAL ESTATE TAX MILLAGE PLAN - for the listed years**

	Last Year 2017	Forecast 2018	Prelim Budget 2019	Projection			
				2020	2021	2022	2023
<b>Totals by Fund</b>							
General Fund	7.000	6.000	4.750	5.250	5.250	5.250	5.250
Ambulance	0.375	0.375	0.375	0.375	0.375	0.375	0.375
Fire Tax	1.250	1.250	1.250	1.250	1.250	1.250	1.250
Park & Rec	0.750	0.750	2.000	2.000	2.000	2.000	2.000
Debt Service	1.500	2.000	2.500	2.750	3.250	3.250	3.500
Roads & Bridges	1.000	1.500	1.500	1.500	1.500	1.500	1.500

<b>Total Millage</b>	11.875	11.875	12.375	13.125	13.625	13.625	13.875
Change		0.000	0.500	0.750	0.500	0.000	0.250
% Change Yr to Yr		0.00%	4.21%	6.06%	3.81%	0.00%	1.83%

<b>Allocation changes by Fund</b>							
General Fund		(1.000)	(1.250)	0.500			
Ambulance							
Fire Tax							
Park & Rec			1.250				
Debt Service		0.500	0.500	0.250	0.500		0.250
Roads & Bridges		0.500					



## Schedule ES: MAJOR EXPENDITURES - for the listed years

Item	Last Year 2017	Forecast 2018	Prelim Budget 2019	Projection				2018 to 2023 TOTALS	
				2020	2021	2022	2023	TOTALS	%
Operations Salaries									
Police	\$ 2,153.9	\$ 2,237.2	\$ 2,343.6	\$ 2,420.9	\$ 2,505.1	\$ 2,592.3	\$ 2,682.4	\$ 14,781.5	15.1%
Admin	\$ 713.7	\$ 710.2	\$ 788.5	\$ 812.1	\$ 836.5	\$ 861.6	\$ 887.4	\$ 4,896.3	5.0%
PW Roads & Bldg	\$ 473.8	\$ 563.8	\$ 563.3	\$ 580.2	\$ 597.6	\$ 615.6	\$ 634.0	\$ 3,554.7	3.6%
Water	\$ 638.9	\$ 651.8	\$ 678.2	\$ 698.5	\$ 719.5	\$ 741.1	\$ 763.3	\$ 4,252.5	4.3%
All Other	\$ 503.4	\$ 549.1	\$ 545.6	\$ 519.1	\$ 534.7	\$ 550.7	\$ 567.2	\$ 3,266.3	3.3%
Salaries Subtotal:	\$ 4,483.7	\$ 4,712.2	\$ 4,919.2	\$ 5,030.9	\$ 5,193.4	\$ 5,361.2	\$ 5,534.4	\$ 30,751.3	31.4%
Operations Fringes									
Pension Expenses	\$ 749.1	\$ 1,254.8	\$ 1,280.3	\$ 1,244.5	\$ 1,300.6	\$ 1,359.4	\$ 1,421.2	\$ 7,860.8	8.0%
Medical Insurance	\$ 895.8	\$ 1,051.8	\$ 1,004.6	\$ 1,157.7	\$ 1,198.2	\$ 1,240.2	\$ 1,283.6	\$ 6,936.0	7.1%
FICA	\$ 343.5	\$ 356.9	\$ 369.6	\$ 379.2	\$ 389.0	\$ 399.1	\$ 409.5	\$ 2,303.3	2.4%
All Other	\$ 416.5	\$ 422.7	\$ 429.5	\$ 434.9	\$ 440.4	\$ 445.9	\$ 451.5	\$ 2,625.0	2.7%
Fringes Subtotal:	\$ 2,404.9	\$ 3,086.2	\$ 3,084.0	\$ 3,216.3	\$ 3,328.2	\$ 3,444.6	\$ 3,565.8	\$ 19,725.0	20.1%
Other Operations Expenses									
Debt Service	\$ 508.5	\$ 400.0	\$ 721.6	\$ 833.6	\$ 864.0	\$ 935.2	\$ 938.4	\$ 4,692.9	4.8%
ADMIN - Engineering	\$ 125.0	\$ 189.0	\$ 210.0	\$ 188.1	\$ 191.3	\$ 194.6	\$ 197.9	\$ 1,170.9	1.2%
ADMIN - Insurance	\$ 275.2	\$ 237.4	\$ 241.8	\$ 253.9	\$ 266.6	\$ 279.9	\$ 293.9	\$ 1,573.5	1.6%
PUBWKS - Road Supplies	\$ 69.3	\$ 127.0	\$ 140.7	\$ 138.0	\$ 134.2	\$ 136.5	\$ 138.8	\$ 815.1	0.8%
PUBWKS - Traffic Repairs	\$ 109.3	\$ 150.0	\$ 219.5	\$ 223.2	\$ 227.0	\$ 230.9	\$ 234.8	\$ 1,285.5	1.3%
PUBWKS - Contracted Services	\$ 63.9	\$ 156.3	\$ 168.3	\$ 166.0	\$ 168.8	\$ 171.7	\$ 174.6	\$ 1,005.8	1.0%
PARKS - Contracted Services	\$ 96.5	\$ 140.0	\$ 170.0	\$ 117.0	\$ 118.9	\$ 121.0	\$ 123.0	\$ 789.9	0.8%
SUM - Fire Relief	\$ 151.7	\$ 139.0	\$ 139.0	\$ 139.0	\$ 139.0	\$ 139.0	\$ 139.0	\$ 833.8	0.9%
SUM - Fire Companies	\$ 338.0	\$ 341.0	\$ 340.0	\$ 343.8	\$ 344.7	\$ 345.5	\$ 346.4	\$ 2,061.5	2.1%
SUM - Operating Leases	\$ 241.7	\$ 208.2	\$ 212.9	\$ 143.1	\$ 165.0	\$ 95.8	\$ 25.3	\$ 850.3	0.9%
All Other	\$ 1,349.1	\$ 1,562.4	\$ 1,648.3	\$ 1,555.7	\$ 1,600.5	\$ 1,605.8	\$ 1,631.5	\$ 9,604.2	9.8%
Subtotal for Operations Expense	\$ 10,216.8	\$ 11,448.7	\$ 12,215.0	\$ 12,348.6	\$ 12,741.8	\$ 13,061.7	\$ 13,343.8	\$ 75,159.6	76.8%
Capital Expense	\$ 1,575.9	\$ 1,447.5	\$ 2,935.2	\$ 2,546.6	\$ 2,532.0	\$ 1,110.0	\$ 1,110.0	\$ 11,681.2	11.9%
Building Project Expense	\$ 2,848.4	\$ 3,950.0	\$ 5,069.5	\$ -	\$ 1,363.0	\$ -	\$ -	\$ 10,382.5	10.6%
Capital Lease Expense	\$ 241.4	\$ 181.2	\$ 207.5	\$ 40.5	\$ 247.0	\$ -	\$ -	\$ 676.2	0.7%
Total	\$ 14,882.5	\$ 17,027.4	\$ 20,427.2	\$ 14,935.7	\$ 16,883.8	\$ 14,171.7	\$ 14,453.8	\$ 97,899.5	100.0%

November 9, 2018

**DOYLESTOWN TOWNSHIP  
POLICE - FULL YEAR OPERATIONS EXPENSE**

Expense	Actual 2017	Budget 2018	Forecast 2018	Proposed Budget 2019	2019 (Higher)/Lower	Projection 2020	Projection 2021	Projection 2022	Projection 2023	Projection Method Comment	%
Wages - Uniformed	\$2,058,497	\$2,176,979	\$2,136,105	\$2,234,694	(\$98,589)	\$2,312,908	\$2,393,860	\$2,477,645	\$2,564,363	at full staffing 2019-22	3.500%
Wages - Non-uniformed	\$95,436	\$106,067	\$101,067	\$108,892	(\$7,825)	\$108,039	\$111,280	\$114,619	\$118,057		3.000%
Supplies	\$27,949	\$32,576	\$32,850	\$40,972	(\$8,122)	\$33,532	\$34,102	\$34,682	\$35,272		1.700%
Uniforms	\$25,602	\$25,892	\$25,892	\$23,914	\$1,978	\$24,321	\$24,734	\$25,155	\$25,582		1.700%
Telephone	\$15,990	\$17,700	\$17,100	\$17,700	(\$600)	\$18,001	\$18,307	\$18,618	\$18,935		1.700%
Gasoline	\$36,594	\$34,500	\$43,411	\$44,598	(\$1,187)	\$45,356	\$46,127	\$46,911	\$47,708		1.700%
Printing	\$483	\$500	\$500	\$500	\$0	\$509	\$517	\$526	\$535		1.700%
Repair Equip	\$31,070	\$39,346	\$39,346	\$41,828	(\$2,482)	\$42,539	\$43,262	\$43,998	\$44,746		1.700%
Repair vehicles	\$51,189	\$38,900	\$33,187	\$43,300	(\$10,113)	\$33,866	\$54,442	\$35,027	\$35,623		1.700%
Training	\$19,265	\$21,542	\$18,011	\$23,371	(\$5,360)	\$23,768	\$24,172	\$24,583	\$25,001		1.700%
Other	\$1,352	\$1,700	\$1,700	\$1,719	(\$19)	\$1,748	\$1,778	\$1,808	\$1,839		1.700%
<b>Total</b>	<b>\$2,363,429</b>	<b>\$2,495,702</b>	<b>\$2,449,169</b>	<b>\$2,581,488</b>	<b>(\$132,319)</b>	<b>\$2,644,587</b>	<b>\$2,752,582</b>	<b>\$2,823,572</b>	<b>\$2,917,660</b>		

**DOYLESTOWN TOWNSHIP**  
**ADMIN - FULL YEAR OPERATIONS EXPENSE**

Expense	Actual 2017	Budget 2018	Forecast 2018	Proposed Budget 2019	2019 (Higher)/Lower	Projection 2020	Projection 2021	Projection 2022	Projection 2023	Projection Method Comment	%
Wages	\$713,722	\$769,632	\$710,250	\$788,459	(\$78,210)	\$812,113	\$836,477	\$861,571	\$887,418	Flat staffing 2019-22	3.000%
Office Supplies	\$15,004	\$16,500	\$14,000	\$15,500	(\$1,500)	\$15,764	\$16,031	\$16,304	\$16,581		1.700%
Building Supplies	\$26,351	\$22,750	\$24,791	\$29,500	(\$4,709)	\$30,002	\$30,512	\$31,030	\$31,558		1.700%
Uniforms	\$1,323	\$3,300	\$3,300	\$3,300	\$0	\$3,356	\$3,413	\$3,471	\$3,530		1.700%
Telephone	\$56,210	\$57,940	\$46,414	\$60,000	(\$13,586)	\$50,850	\$51,714	\$52,594	\$53,488		1.700%
Electricity	\$39,702	\$40,500	\$52,864	\$50,000	\$2,864	\$50,850	\$51,714	\$52,594	\$53,488		1.700%
Heating Fuel	\$0	\$0	\$0	\$0	\$0	\$0	\$0	\$0	\$0		1.700%
Gasoline	\$267	\$250	\$319	\$326	(\$6)	\$331	\$337	\$343	\$348		1.700%
Diesel	\$0	\$0	\$0	\$0	\$0	\$0	\$0	\$0	\$0		1.700%
Engineering	\$125,020	\$175,000	\$188,960	\$210,000	(\$21,040)	\$188,145	\$191,343	\$194,596	\$197,904		1.700%
Repairs Equip	\$108,359	\$79,000	\$94,178	\$104,100	(\$9,922)	\$105,870	\$107,669	\$109,500	\$111,361		1.700%
Repairs Vehicles	\$242	\$1,000	\$500	\$500	\$0	\$509	\$517	\$526	\$535		1.700%
Advertising	\$14,283	\$12,500	\$9,000	\$10,500	(\$1,500)	\$10,679	\$10,860	\$11,045	\$11,232		1.700%
Postage	\$13,596	\$16,500	\$13,500	\$14,500	(\$1,000)	\$14,747	\$14,997	\$15,252	\$15,511		1.700%
Printing	\$12,430	\$13,000	\$15,000	\$13,500	\$1,500	\$13,730	\$13,963	\$14,200	\$14,442		1.700%
Insurance	\$275,212	\$283,770	\$237,378	\$241,800	(\$4,422)	\$253,890	\$266,585	\$279,914	\$293,909	5% on base level	5.000%
Dues & Subscriptions	\$9,689	\$8,000	\$16,800	\$9,000	\$7,800	\$9,153	\$9,309	\$9,467	\$9,628		1.700%
Travel	\$1,390	\$2,000	\$1,300	\$1,500	(\$200)	\$1,526	\$1,551	\$1,578	\$1,605		1.700%
Legal	\$35,754	\$49,000	\$48,000	\$59,200	(\$11,200)	\$60,206	\$61,230	\$62,271	\$63,329		1.700%
Audit Fees	\$19,934	\$22,750	\$19,484	\$23,750	(\$4,266)	\$24,154	\$24,564	\$24,982	\$25,407		1.700%
Tax Collector	\$3,332	\$3,900	\$3,314	\$3,900	(\$586)	\$3,966	\$4,034	\$4,102	\$4,172		1.700%
EIT	\$55,943	\$57,346	\$58,000	\$58,400	(\$400)	\$59,276	\$60,165	\$61,068	\$61,984		1.500%
LST	\$10,617	\$10,763	\$10,763	\$10,800	(\$37)	\$10,984	\$11,170	\$11,360	\$11,553		1.700%
Training	\$15,747	\$15,500	\$15,500	\$17,500	(\$2,000)	\$17,798	\$18,100	\$18,408	\$18,721		1.700%
Rental Facilities	\$0	\$0	\$91,208	\$86,100	\$5,108	\$0	\$0	\$0	\$0	Manual	0.000%
Grants/Contributions	\$2,521	\$2,750	\$2,750	\$2,750	\$0	\$2,797	\$2,844	\$2,893	\$2,942		1.700%
Other	\$43,216	\$90,505	\$112,103	\$103,155	\$8,948	\$91,382.54	\$92,936	\$94,516	\$96,123	\$15K/FF+\$31.2K stipend	1.700%
<b>Total</b>	<b>\$1,599,861</b>	<b>\$1,754,156</b>	<b>\$1,789,675</b>	<b>\$1,918,040</b>	<b>(\$128,365)</b>	<b>\$1,832,074</b>	<b>\$1,882,037</b>	<b>\$1,933,583</b>	<b>\$1,986,769</b>		

November 9, 2018

**DOYLESTOWN TOWNSHIP  
PUBLIC WORKS - FULL YEAR OPERATIONS EXPENSE**

Expense	Actual 2017	Budget 2018	Forecast 2018	Proposed Budget 2019	2019 (Higher)/Lower	Projection 2020	Projection 2021	Projection 2022	Projection 2023	Projection Method Comment	%
Wages	\$473,816	\$556,809	\$563,833	\$563,342	\$491	\$580,242	\$597,650	\$615,579	\$634,046	Flat staffing 2019-22	3.000%
Road Supplies	\$69,270	\$125,400	\$127,035	\$140,650	(\$13,615)	\$137,956	\$134,199	\$136,481	\$138,801	Normal Snow/Ice/Debris supplies	1.700%
Stormwater	\$65,673	\$61,150	\$25,571	\$68,750	(\$43,179)	\$69,919	\$71,107	\$72,316	\$73,546		1.700%
Septage Expense	\$3,253	\$7,100	\$8,475	\$8,700	(\$225)	\$8,848	\$8,998	\$9,151	\$9,307		1.700%
Gasoline	\$5,941	\$6,000	\$7,099	\$7,241	(\$142)	\$7,364	\$7,489	\$7,616	\$7,746		1.700%
Diesel	\$10,323	\$9,500	\$12,833	\$13,090	(\$257)	\$13,312	\$13,538	\$13,769	\$14,003		1.700%
Electricity	\$40,568	\$42,500	\$39,516	\$38,000	\$1,516	\$38,646	\$39,303	\$39,971	\$40,651		1.700%
Uniforms	\$11,450	\$10,000	\$9,500	\$10,000	(\$500)	\$10,170	\$10,343	\$10,519	\$10,698		1.700%
Repairs Equip	\$8,627	\$16,000	\$19,020	\$17,000	\$2,020	\$17,289	\$17,583	\$17,882	\$18,186		1.700%
Traffic Repairs	\$109,332	\$243,000	\$150,000	\$219,500	(\$69,500)	\$223,232	\$227,026	\$230,886	\$234,811		1.700%
Contracted Services	\$63,869	\$224,800	\$156,300	\$168,250	(\$11,950)	\$166,025	\$168,848	\$171,718	\$174,637	Snow Removal; Tree trim (EAB)	1.700%
Training	\$428	\$500	\$500	\$500	\$0	\$509	\$517	\$526	\$535		1.700%
Right-of-Way Purchases	\$0	\$0	\$0	\$0	\$0	\$0	\$0	\$0	\$0		1.700%
Other	\$940	\$1,500	\$1,500	\$1,500	\$0	\$1,526	\$1,551	\$1,578	\$1,605		1.700%
<b>Total</b>	<b>\$863,492</b>	<b>\$1,304,259</b>	<b>\$1,121,181</b>	<b>\$1,256,522</b>	<b>(\$135,342)</b>	<b>\$1,275,037</b>	<b>\$1,298,153</b>	<b>\$1,327,992</b>	<b>\$1,358,570</b>		

**DOYLESTOWN TOWNSHIP**  
**PARKS REC & MAINT - FULL YEAR OPERATIONS EXPENSE**

Expense	Actual 2017	Budget 2018	Forecast 2018	Proposed Budget 2019	2019 (Higher)/Lower	Projection 2020	Projection 2021	Projection 2022	Projection 2023	Projection Method Comment	%
<b>SERVICES &amp; MANAGEMENT</b>											
Wages	\$128,659	\$131,648	\$131,648	\$135,644	(\$3,996)	\$139,713	\$143,905	\$148,222	\$152,669		3.000%
Dog Park Operations	\$0	\$0	\$0	\$0	\$0	\$0	\$0	\$0	\$0		1.700%
Golf Outing	\$14,820	\$15,000	\$16,427	\$16,000	\$427	\$16,272	\$16,549	\$16,830	\$17,116		1.700%
Summer Concerts	\$31,527	\$45,000	\$41,503	\$40,000	\$1,503	\$40,680	\$41,372	\$42,075	\$42,790		1.700%
Programs	\$53,306	\$70,000	\$55,056	\$60,000	(\$4,944)	\$71,190	\$72,400	\$73,631	\$74,883		1.700%
Supplies	\$3,702	\$6,900	\$6,700	\$6,700	\$0	\$6,814	\$6,930	\$7,048	\$7,167		1.700%
Uniforms	\$397	\$400	\$500	\$500	\$0	\$509	\$517	\$526	\$535		1.700%
Repairs Equip	\$6,443	\$10,000	\$10,000	\$10,000	\$0	\$10,170	\$10,343	\$10,519	\$10,698		1.700%
Advertising	\$258	\$1,000	\$1,000	\$0	\$1,000	\$0	\$0	\$0	\$0		1.700%
Postage	\$5,113	\$6,000	\$6,000	\$6,000	\$0	\$6,102	\$6,206	\$6,311	\$6,419		1.700%
Printing	\$14,025	\$16,000	\$16,000	\$20,000	(\$4,000)	\$13,221	\$13,446	\$13,674	\$13,907		1.700%
Dues & Subscriptions	\$1,415	\$1,500	\$1,500	\$2,000	(\$500)	\$2,034	\$2,069	\$2,104	\$2,140		1.700%
Training	\$0	\$3,000	\$4,000	\$5,000	(\$1,000)	\$5,085	\$5,171	\$5,259	\$5,349		1.700%
Other	\$15,232	\$24,000	\$19,000	\$9,000	\$10,000	\$9,153	\$9,309	\$9,467	\$9,628	OS Comp Plan (2018)	1.700%
<b>Subtotal: Services &amp; Mgmt</b>	<b>\$274,895</b>	<b>\$330,448</b>	<b>\$309,334</b>	<b>\$310,844</b>	<b>(\$1,510)</b>	<b>\$320,943</b>	<b>\$328,215</b>	<b>\$335,666</b>	<b>\$343,299</b>		
<b>MAINTENANCE</b>											
Wages	\$208,821	\$229,205	\$229,205	\$208,485	\$20,721	\$171,891	\$177,048	\$182,359	\$187,830		3.000%
Kids Castle	\$2,113	\$2,000	\$949	\$1,000	(\$51)	\$1,017	\$1,034	\$1,052	\$1,070		1.700%
CSMF	\$0	\$300	\$0	\$0	\$0	\$0	\$0	\$0	\$0		1.700%
Supplies	\$5,723	\$9,500	\$15,500	\$7,000	\$8,500	\$7,119	\$7,240	\$7,363	\$7,488		1.700%
Gasoline	\$6,101	\$6,000	\$7,289	\$7,435	(\$146)	\$7,561	\$7,690	\$7,820	\$7,953		1.700%
Diesel	\$1,570	\$1,500	\$2,063	\$2,229	(\$166)	\$2,267	\$2,305	\$2,344	\$2,384		1.700%
Telephone	\$5,543	\$4,500	\$4,299	\$4,500	(\$201)	\$4,577	\$4,654	\$4,733	\$4,814		1.700%
Electricity	\$12,719	\$14,150	\$14,724	\$15,000	(\$276)	\$15,255	\$15,514	\$15,778	\$16,046		1.700%
Uniforms	\$3,337	\$3,500	\$3,500	\$3,500	\$0	\$3,560	\$3,620	\$3,682	\$3,744		1.700%
Parks Maintenance	\$76,294	\$100,000	\$100,000	\$100,000	\$0	\$101,700	\$103,429	\$105,187	\$106,975		1.700%
Contracted Services	\$96,496	\$105,000	\$140,000	\$170,000	(\$30,000)	\$116,955	\$118,943	\$120,965	\$123,022	Tree Trimming (EAB)	1.700%
Dog Park Operations	\$12,984	\$10,000	\$16,500	\$6,500	\$10,000	\$6,611	\$6,723	\$6,837	\$6,953		1.700%
Training	\$5,693	\$3,000	\$1,553	\$3,000	(\$1,447)	\$3,051	\$3,103	\$3,156	\$3,209		1.700%
Other	\$6,774	\$500	\$500	\$500	\$0	\$509	\$517	\$526	\$535		1.700%
<b>Subtotal: Maintenance</b>	<b>\$444,170</b>	<b>\$489,155</b>	<b>\$536,084</b>	<b>\$529,148</b>	<b>\$6,936</b>	<b>\$442,071</b>	<b>\$451,821</b>	<b>\$461,804</b>	<b>\$472,025</b>		
<b>Total</b>	<b>\$719,065</b>	<b>\$819,604</b>	<b>\$845,418</b>	<b>\$839,992</b>	<b>\$5,425</b>	<b>\$763,014</b>	<b>\$780,036</b>	<b>\$797,469</b>	<b>\$815,324</b>		

November 9, 2018

**DOYLESTOWN TOWNSHIP  
CODE - FULL YEAR OPERATIONS EXPENSE**

Expense	Actual 2017	Budget 2018	Forecast 2018	Proposed Budget 2019	2019 (Higher)/Lower	Projection 2020	Projection 2021	Projection 2022	Projection 2023	Projection Method Comment	%
Wages	\$165,879	\$183,031	\$188,249	\$201,434	(\$13,185)	\$207,477	\$213,701	\$220,112	\$226,715		3.000%
Supplies	\$10,399	\$12,500	\$9,500	\$12,500	(\$3,000)	\$12,713	\$12,929	\$13,148	\$13,372		1.700%
Uniforms	\$1,571	\$2,200	\$2,371	\$2,500	(\$129)	\$2,543	\$2,586	\$2,630	\$2,674		1.700%
Vehicle Expense	\$891	\$2,500	\$2,300	\$2,500	(\$200)	\$2,543	\$2,586	\$2,630	\$2,674		1.700%
Gasoline	\$1,665	\$1,500	\$1,990	\$2,029	(\$40)	\$2,064	\$2,099	\$2,135	\$2,171		1.700%
Telephone	\$2,119	\$2,500	\$2,500	\$2,700	(\$200)	\$2,746	\$2,793	\$2,840	\$2,888		1.700%
Printing	\$19,232	\$8,000	\$6,000	\$6,000	\$0	\$6,102	\$6,206	\$6,311	\$6,419		1.700%
Repairs Equip	\$4,663	\$4,000	\$4,000	\$4,000	\$0	\$4,068	\$4,137	\$4,207	\$4,279		1.700%
Legal	\$21,246	\$19,000	\$15,000	\$19,000	(\$4,000)	\$19,323	\$19,651	\$19,986	\$20,325		1.700%
Training	\$4,893	\$6,100	\$4,730	\$6,600	(\$1,870)	\$6,712	\$6,826	\$6,942	\$7,060		1.700%
Consultant	\$31,224	\$50,000	\$60,000	\$60,000	\$0	\$61,020	\$62,057	\$63,112	\$64,185		1.700%
Inspection Services	\$22,832	\$26,000	\$26,000	\$28,600	(\$2,600)	\$29,086	\$29,581	\$30,084	\$30,595		1.700%
Other	\$128	\$0	\$0	\$0	\$0	\$0	\$0	\$0	\$0		1.700%
<b>Total</b>	<b>\$286,742</b>	<b>\$317,331</b>	<b>\$322,640</b>	<b>\$347,863</b>	<b>(\$25,223)</b>	<b>\$356,395</b>	<b>\$365,151</b>	<b>\$374,137</b>	<b>\$383,359</b>		

**DOYLESTOWN TOWNSHIP**  
**FRINGES - FULL YEAR OPERATIONS EXPENSE - data as of 9/30/2018**

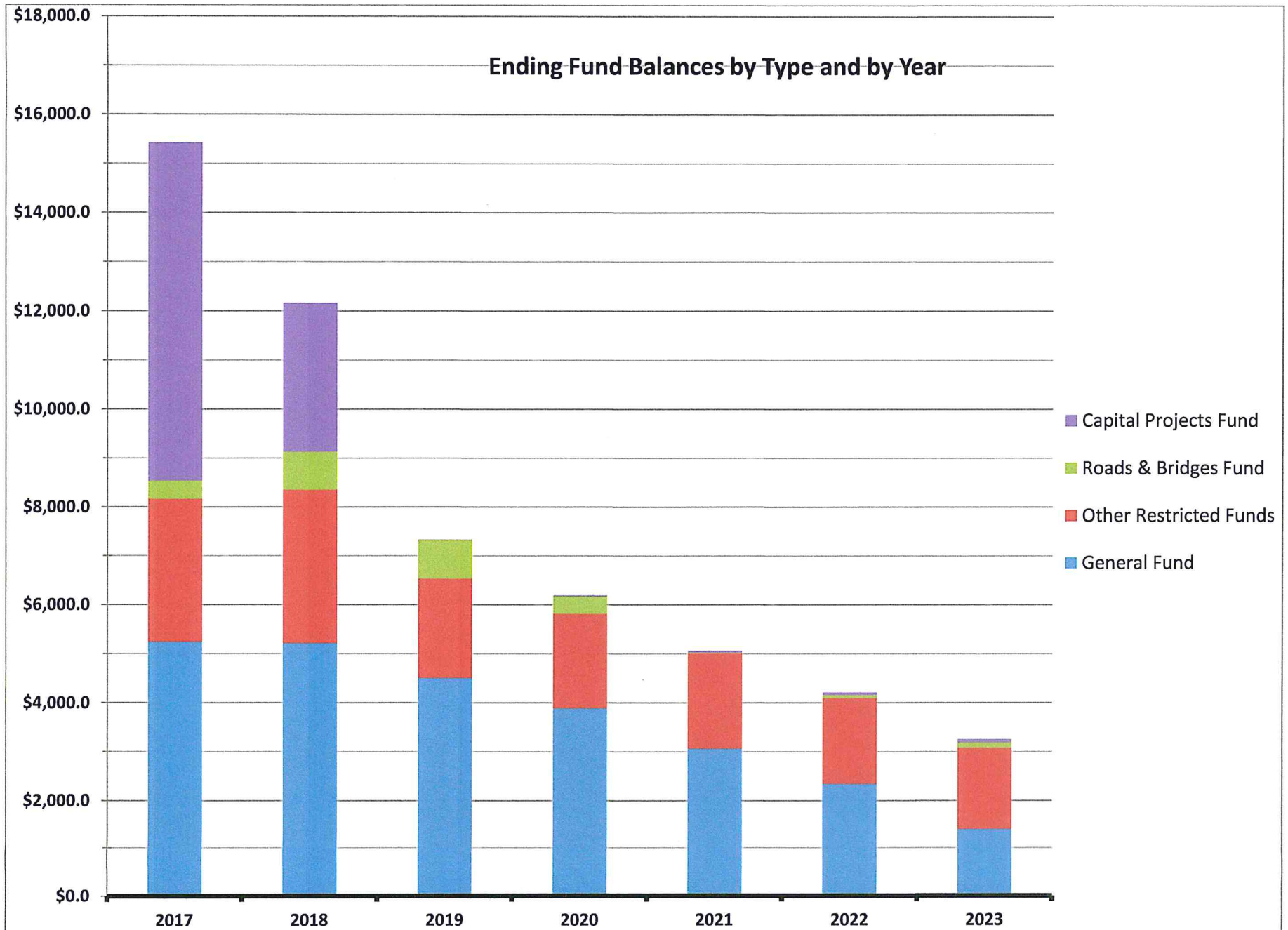
Expense	Actual 2017	Budget 2018	Forecast 2018	Proposed Budget 2019	2019 (Higher)/Lower	Projection 2020	Projection 2021	Projection 2022	Projection 2023	Projection Method	
										Comment	%
Non-Uniform Pension - DB	\$327,506	\$576,994	\$576,994	\$583,318	(\$6,324)	\$554,734	\$579,721	\$605,957	\$633,504	MMO+Extra Contr	5.000%
Non-Uniform Pension - DC	\$27,408	\$40,416	\$40,416	\$46,650	(\$6,234)	\$47,863	\$49,107	\$50,384	\$51,694		2.600%
Uniformed Pension - Police	\$394,189	\$637,435	\$637,435	\$650,368	(\$12,933)	\$641,886	\$671,731	\$703,067	\$735,971	MMO+Extra Contr	5.000%
Delta Dental	\$86,399	\$102,309	\$91,572	\$89,377	\$2,196	\$90,270	\$91,173	\$92,085	\$93,006		1.000%
Vision Care	\$4,650	\$4,779	\$4,369	\$4,543	(\$173)	\$4,620	\$4,698	\$4,778	\$4,859		1.700%
Life Ins	\$34,940	\$37,876	\$36,213	\$36,521	(\$308)	\$37,142	\$37,773	\$38,416	\$39,069		1.700%
Medical Ins:	\$895,783	\$1,137,942	\$1,051,796	\$1,004,553	\$47,243	\$1,157,702	\$1,198,222	\$1,240,160	\$1,283,565	3.5% less discount	3.500%
FICA 7.65%	\$343,452	\$357,395	\$356,864	\$369,559	(\$12,696)	\$379,168	\$389,026	\$399,141	\$409,519		2.600%
Unemp Comp 2.0%	\$12,148	\$12,312	\$12,312	\$12,349	(\$37)	\$12,559	\$12,772	\$12,990	\$13,210		1.700%
Post Employment Health	\$55,556	\$58,404	\$57,404	\$60,280	(\$2,876)	\$61,304	\$62,346	\$63,406	\$64,484		1.700%
Ins Prem Def Comp NW	\$20	\$20	\$20	\$20	\$0	\$20	\$21	\$21	\$21		1.700%
Ins Prem Def Comp Valic	\$5,581	\$7,000	\$5,635	\$5,700	(\$65)	\$5,797	\$5,895	\$5,996	\$6,098		1.700%
Ins Prem Def Comp Morgan St	\$0	\$0	\$0	\$0	\$0	\$0	\$0	\$0	\$0		1.700%
Ins Prem Def Comp Bernie Wealth	\$7,199	\$8,000	\$6,251	\$6,300	(\$49)	\$6,407	\$6,516	\$6,627	\$6,739		1.700%
Workman's Comp	\$189,614	\$179,393	\$182,676	\$185,000	(\$2,324)	\$186,850	\$188,719	\$190,606	\$192,512		1.000%
Physical Fitness - Police	\$2,130	\$2,500	\$2,100	\$2,500	(\$400)	\$2,543	\$2,586	\$2,630	\$2,674		1.700%
Tuition Reimb - Police	\$0	\$3,000	\$0	\$3,000	(\$3,000)	\$3,051	\$3,103	\$3,156	\$3,209		1.700%
Uniform Dry Cleaning - Police	\$15,567	\$17,100	\$17,281	\$17,100	\$181	\$17,391	\$17,686	\$17,987	\$18,293		1.700%
Recruiting - Police	\$160	\$2,000	\$2,000	\$2,000	\$0	\$2,034	\$2,069	\$2,104	\$2,140		1.700%
Medical/Physical Exams - Police	\$500	\$3,000	\$3,285	\$3,000	\$285	\$3,051	\$3,103	\$3,156	\$3,209		1.700%
Physical Fitness	\$1,222	\$1,000	\$799	\$1,000	(\$201)	\$1,017	\$1,034	\$1,052	\$1,070		1.700%
Fitness Benefit	\$845	\$600	\$795	\$850	(\$55)	\$864	\$879	\$894	\$909		1.700%
Total	\$2,404,869	\$3,189,475	\$3,086,218	\$3,083,987	\$2,230	\$3,216,274	\$3,328,181	\$3,444,610	\$3,565,756		





**SCHEDULE T**  
**TRANSFERS TO OTHER FUNDS - for the indicated years**

Account Code	Account Description	From Fund	Last Year	Forecast	Prelim	2020	Projection		
			2017	2018	Budget 2019		2021	2022	2023
<b>TRANSFERS OUT</b>									
01-492-005	Fund Transfers - Transfer to P & R Fund	01	370,000	300,000	340,000	150,000	100,000	-	-
01-492-023	Transfer to CFR Fund	01	-	-	-	-	-	-	-
01-492-029	Transfer to Open Space	01	-	-	-	-	-	-	-
01-492-031	Transfer to Capital Reserve	01	235,000	75,000	320,000	565,000	605,000	520,000	565,000
01-492-053	Transfer to Roads & Bridges	01	655,000	540,000	-	-	-	-	-
05-492-001	Expense, General - Transfer To General Fund	05	-	-	-	-	-	-	-
18-492-001	Transfer to General Fund	18	178,109	-	-	-	-	-	-
21-492-001	Expense, General - Transfer To General Fund	21	-	-	-	-	-	-	-
23-492-010	Fund Transfers - Transfer to Kids Castle	23	22,965	23,000	23,000	-	-	-	-
25-492-001	Expense, General - Transfer To General Fund	25	15,000	15,000	7,500	-	-	-	-
29-492-021	Fund Transfers - Transf. to Offsite Fund	29	-	273	-	-	-	-	-
	<b>Total Transfers Out:</b>		1,476,075	953,273	690,500	715,000	705,000	520,000	565,000
<b>TRANSFERS IN</b>	<b>Total Transfers In:</b>		1,476,075	953,273	690,500	715,000	705,000	520,000	565,000



Schedule CS: PROPOSED CAPITAL/MAJOR SPENDING PROGRAMS - for the 2019 Prelim Budget

Pgm Nbr	Staff Recommended Priority	Description	Comments/Rationale	External Funding	Township Portion	Internal Fund	2018	2019 Source	2019 Prelim Budget	2020	2021	2022	2023	6 Year Total
<b>Building</b>														
17-01	Continuation	DTWP Building Project	Replace the Township Municipal headquarters building and reconfigure/repurpose other existing buildings.	Bond	100.0%	18	\$3,950,000.0	Drawdown Schedule	\$5,069,488.0					\$9,019,488.0
19-01	Mandated	New Building-Furniture & Fitout	Furniture and fitout items for New Building	Term Loan	100.0%	31		Proposal	\$400,000.0					\$400,000.0
19-02	Mandated	New Building-Admin, Police AV Hardware	Outfit Conference and Meeting facilities in new building		100.0%	31		Eng'r Estimate	\$65,487.0	\$74,564.0				\$140,051.0
19-05	Mandated	New Building-Computer/Network Services	Install Network Infrastructure in New Building		100.0%	31		Eng'r Estimate	\$88,000.0					\$88,000.0
19-04	Mandated	New Building-Replace/Upgrade DTV Video Production System	Replace/Upgrade DTV broadcast recording and playback system in New Building. Simplify operations.	Grants/Savings	38.0%	31		Eng'r Estimate	\$65,983.0					\$65,983.0
19-20	Mandated	New Building-Police Lockers & Evidence Storage system	Supply and Install Lockers and Evidence handling system		100.0%	31		Proposal	\$50,000.0					\$50,000.0
19-06	Mandated	New Building-Police Ancillary Items	Armory, Ready, and Evidence room fitout		100.0%	31			\$39,000.0					\$39,000.0
19-03	Mandated	New Building-Security Alarm system	Install updated security System in new Building		100.0%	31		Proposal	\$21,000.0					\$21,000.0
			<b>Building Subtotal:</b>				\$3,950,000.0		\$5,798,958.0	\$74,564.0	\$0.0	\$0.0	\$0.0	\$9,823,522.0
<b>Pub Works - Roads</b>														
19-07	Maintenance	Road Surface Restoration & Drainage	Robotics evaluation underway - results by end 2018	Road Tax	80.0%	53	\$540,000.0		\$400,000.0	\$850,000.0	\$750,000.0	\$375,000.0	\$375,000.0	\$3,290,000.0
		Road Surface Restoration & Drainage - SLF		SLF	20.0%	35	\$100,000.0		\$150,000.0	\$150,000.0	\$150,000.0	\$125,000.0	\$125,000.0	\$800,000.0
19-08	Continuation	Chapman Rd Bridge	Replace deteriorated bridge.	Bond	100.0%	18		Proposal		\$1,363,000.0				\$1,363,000.0
19-09	Mandated	Green Lt Go - 313 Corridor	Upgrade the traffic signal equipment and operation of seven existing traffic signals along the Route 313 Swamp Rd corridor. Shared with 3 other municipalities.	GLG	10.9%	31		Eng'r Estimate	\$43,000.0	\$578,000.0				\$621,000.0
19-10	Mandated	Swamp/Easton Rd Traffic Signal Upgrade	Upgrades to the aging traffic signal infrastructure at the intersection of Swamp Road (SR 0313) and Easton Road (SR 1001) will improve safety and enhance mobility by improving the intersection's operation, reliability and functionality.	ARLE	0.0%	31		Eng'r Estimate	\$26,500.0	\$353,500.0				\$380,000.0
19-11	Maintenance	Bridges & Stream Crossing repairs	Ongoing minor repairs		100.0%	31		Estimate	\$75,000.0	\$75,000.0	\$75,000.0	\$75,000.0	\$75,000.0	\$375,000.0
19-14	Mandated	International Truck (3 year lease)	Replace deteriorated 18 year old truck/rusted-out frame		100.0%	31		Dealer Estimate	\$169,500.0	\$171,000.0				\$340,500.0
19-12	Mandated	Rectangular Rapid Fire Beacon - Turk & Easton	To improve pedestrian safety at two existing crosswalk locations that experience higher than average vehicular speeds and traffic volumes as compared to other uncontrolled crossing in the Township.	ARLE	0.0%	31	\$10,000.0	Eng'r Estimate	\$161,000.0					\$171,000.0
19-13	Maintenance	Tennis Ct Resurfacing & Lighting	Required - potential safety issue		100.0%	05		Estimate		\$150,000.0				\$150,000.0
P	Maintenance	72 inch mower with Blower (3 year lease)	facilitate Trail maintenance		100.0%	31		Dealer Estimate		\$40,500.0				\$40,500.0
18-01	Maintenance	Bridge Pt Park wall repair & repointing	Repair deteriorating rear structure of bridge that was damaged in an automobile accident several years ago.		100.0%	31			\$20,000.0					\$20,000.0
			<b>Pub Works - Roads Subtotal:</b>				\$650,000.0		\$1,045,000.0	\$2,197,000.0	\$2,509,000.0	\$575,000.0	\$575,000.0	\$7,551,000.0

Schedule CS: PROPOSED CAPITAL/MAJOR SPENDING PROGRAMS - for the 2019 Prelim Budget

Pgm Nbr	Staff Recommended Priority	Description	Comments/Rationale	External Funding	Township Portion	Internal Fund	2018	2019 Source	2019 Prelim Budget	2020	2021	2022	2023	6 Year Total
<b>Pub Works - Stormwater</b>														
18-02	Mandated	MS4 Programs - Construction MS4 Programs - Engineering	Execute the Township's mandated Pollution Reduction Plan.		100.0% 100.0%	31 01	\$9,000.0 \$27,000.0	Proposal	\$159,000.0 \$24,000.0	\$184,000.0 \$180,000.0	\$460,000.0	\$460,000.0	\$460,000.0	\$1,732,000.0 \$231,000.0
<b>Pub Works - Parks</b>														
19-15	Mandated	Shady Retreat to Doyle Elementary School trail	Create shared-use Trail	PennDOT	18.9%	31	\$50,000.0	Proposal	\$86,500.0	\$86,500.0	\$992,000.0			\$1,215,000.0
18-03	Continuation	Park Lighting - upgrade to LED/pole conversion	Replace/upgrade park lighting to LED and replace deteriorating poles.		100.0%	05		Estimate	\$235,000.0					\$235,000.0
18-04	Continuation	Pre Fab storage/building	Provide a storage facility in which all Parks related Public Works equipment and supplies will be stored.		100.0%	31	\$20,700.0	Estimate	\$180,000.0					\$200,700.0
P	Beneficial	New Britain Road Parkway Trail To S. Easton Rd	Future project - part of Bike & Hike Master Plan		100.0%	21		Estimate				\$75,000.0	\$75,000.0	\$150,000.0
18-05	Continuation	Turk Rd Trail feasibility Study	Funded Feasibility study (with Doylestown Borough)	DCNR	25.0%	01	\$25,000.0	Actual	\$25,000.0					\$50,000.0
P	Maintenance	Central Park resurfacing	Loop Rd and Parking lots		100.0%	05		Estimate			\$50,000.0			\$50,000.0
18-06	Continuation	Turk II Backstop replacement-Fields 5 & 6	Replace deteriorated current backstops		100.0%	05	\$25,000.0	Estimate	\$25,000.0					\$50,000.0
19-16	Mandated	Turk II Playground Poured-in-place	Replace unsafe play surface		100.0%	05		Estimate	\$50,000.0					\$50,000.0
19-17	Mandated	Turk I Playground replacement	Replace unsafe play equipment-repair parts unavailable		100.0%	05		Estimate	\$50,000.0					\$50,000.0
19-18	Maintenance	Sandy Ridge Road - trail & drainage repairs	Regular, required maintenance		100.0%	21		Estimate	\$45,000.0					\$45,000.0
<b>Pub Works - Parks Subtotal:</b>							\$120,700.0		\$696,500.0	\$86,500.0	\$1,042,000.0	\$75,000.0	\$75,000.0	\$2,095,700.0
<b>Parks - Services &amp; Mgmt</b>														
18-07	Continuation	Kids Castle Project	Rehabilitate the Kids castle playground area to make it readily accessible and usable by individuals with disabilities.	Grant/ Donations	50.0%	05	\$10,000.0	Proposal	\$400,000.0					\$410,000.0
18-08	Continuation	Open Space Comprehensive Plan update	Provide data driven and statistically viable roadmap to guide decision making in managing the parks facilities and programs.	Grant	50.0%	05	\$15,000.0	Actual	\$5,000.0					\$20,000.0
<b>Parks - Services &amp; Mgmt Subtotal:</b>							\$25,000.0		\$405,000.0	\$0.0	\$0.0	\$0.0	\$0.0	\$430,000.0
<b>Police</b>														
19-19	Mandated	Marked Patrol car (3 year lease)	Replace 2012 Tahoe with 130K miles		100.0%	31		Dealer Estimate	\$38,000.0		\$76,000.0			\$114,000.0
<b>Admin</b>														
P	Mandated	Computers/Operating Systems	Update PC Operating Systems to Windows 10		100.0%	31		Estimate		\$45,000.0	\$55,000.0			\$100,000.0
<b>Other Completed Capital Projects:</b>							\$817,004.0							\$817,004.0
<b>Grand Total:</b>							\$5,598,704.0		\$8,166,458.0	\$2,767,064.0	\$4,142,000.0	\$1,110,000.0	\$1,110,000.0	\$22,894,226.0

Note 1): P designates Placeholder for future project

Note 2): Internal Funds - 01, General Fund; 05, Parks; 18, Capital Projects; 21, Offsite; 31, Capital Reserve; 35, State Liquid Fuels; 53, Roads & Bridges