

**DOYLESTOWN
TOWNSHIP**

2015 BUDGET



November 14, 2014

DOYLESTOWN TOWNSHIP
PROJECTED ENDING BALANCES by YEAR and by FUND - data as of September 30, 2014

Fund	2013	2014	2015	2016	2017	2018	2019
General Fund							
General Fund - 01	\$3,021,514	\$1,814,551	\$1,382,569	\$832,272	\$347,622	\$635,446	\$208,612
GF Operating Reserve 01	\$1,511,658	\$1,511,658	\$1,511,658	\$1,511,658	\$1,511,658	\$911,658	\$911,658
Subtotal General Fund:	\$4,533,173	\$3,326,210	\$2,894,228	\$2,343,931	\$1,859,280	\$1,547,105	\$1,120,271
Restricted Funds							
Fire - 03	\$4,447	\$7,623	\$14,860	\$22,919	\$31,802	\$41,513	\$52,052
Parks & Recreation - 05	\$269,246	\$389,592	\$159,633	\$92,116	\$72,264	\$43,923	\$41,872
Debt Service - 17	\$119,115	\$238,698	\$242,493	\$186,262	\$33,181	\$33,404	\$33,629
Building Projects - 18	\$0	\$0	\$0	\$0	\$0	\$0	\$0
Offsite - 21	\$832,489	\$515,363	\$415,807	\$368,895	\$31,118	\$23,327	\$15,523
Capital Fund Raising - 23	\$290,851	\$305,220	\$30,505	\$50,791	\$71,079	\$91,369	\$111,659
Retention Basin - 25	\$83,085	\$70,867	\$53,650	\$36,406	\$19,134	\$11,835	\$4,507
Bike & Hike - 27	\$10,629	\$10,639	\$10,650	\$10,661	\$10,672	\$10,684	\$10,695
Open Space - 29	\$270	\$271	\$271	\$272	\$272	\$273	\$273
Capital Reserve - 31	\$1,354,730	\$1,512,374	\$708,574	\$499,780	\$323,492	\$201,586	\$155,310
State Liquid Fuels - 35	\$286,743	\$254,757	\$210,952	\$192,421	\$188,736	\$202,120	\$196,183
Water - 41	\$34,649	\$140,424	\$137,498	\$137,574	\$137,649	\$137,726	\$137,802
Community Svc Memorial - 51	\$23,561	\$22,235	\$20,910	\$19,646	\$18,283	\$16,908	\$15,519
Ambulance Corps - 52	\$15,915	\$16,756	\$18,282	\$18,316	\$18,351	\$18,385	\$18,420
Subtotal Restricted Funds:	\$3,325,730	\$3,484,819	\$2,024,086	\$1,636,060	\$956,035	\$833,051	\$793,444
TOTAL:	\$7,858,903	\$6,811,029	\$4,918,314	\$3,979,990	\$2,815,315	\$2,380,156	\$1,913,714

DOYLESTOWN TOWNSHIP 2014 REVISED BUDGET

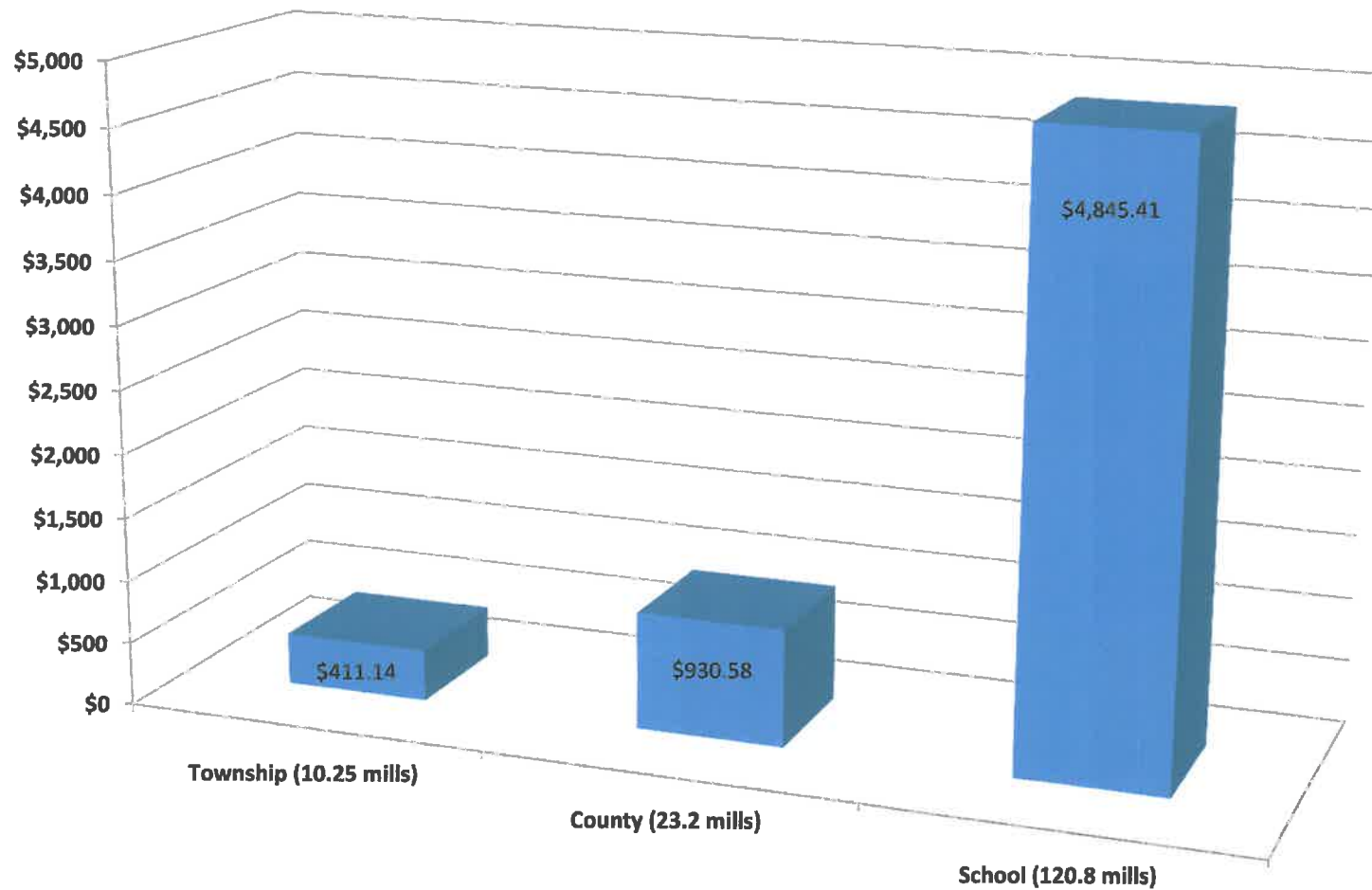
Millage Rate		<u>REVENUE</u>	<u>EXPENSE</u>	<u>FUND BALANCES</u>	Original Revenue Budget	Original Expense Budget
5.25	General Fund	\$7,755,026	\$8,961,989	\$3,326,210	\$7,792,742	\$8,675,733
1.25	Fire Fund	\$328,580	\$325,404	7,623	\$328,550	\$325,404
0.75	Recreation Fund	\$980,601	\$860,255	389,592	\$1,386,473	\$1,317,870
2.75	Debt Service	\$802,591	\$683,008	238,698	\$807,121	\$705,935
	Building projects	\$20,000	\$20,000	\$0	\$0	\$0
0	Offsite Improvement Fund	\$577,875	\$895,001	515,363	\$526,029	\$838,260
0	Capital Fund Raising Fund	\$66,610	\$52,241	305,220	\$60,500	\$120,000
0	Retention Basin Fund	\$83	\$12,300	70,867	\$100	\$7,300
0	Bike & Hike Fund	\$11	\$0	10,639	\$25	\$0
0	Open Space Fund	\$6,991	\$6,991	271	\$6,002	\$6,350
0	Capital Reserve Fund	\$1,111,180	\$953,536	1,512,374	\$1,241,500	\$1,483,660
0	State Liquid Fuels Fund	\$424,664	456,651	254,757	391,610	434,016
0	Water Fund	\$593,136	\$487,362	140,424	\$596,436	\$501,024
0	CSM Fund	\$123	\$1,450	22,235	\$30	\$1,450
0.25	Ambulance Fund	\$65,923	\$65,082	16,756	\$65,933	\$65,081
10.25	Total	\$ 12,733,395	\$ 13,781,269	\$ 6,811,029	\$ 13,203,051	\$ 14,482,083

**Doylestown Township
2015 Preliminary Budget**

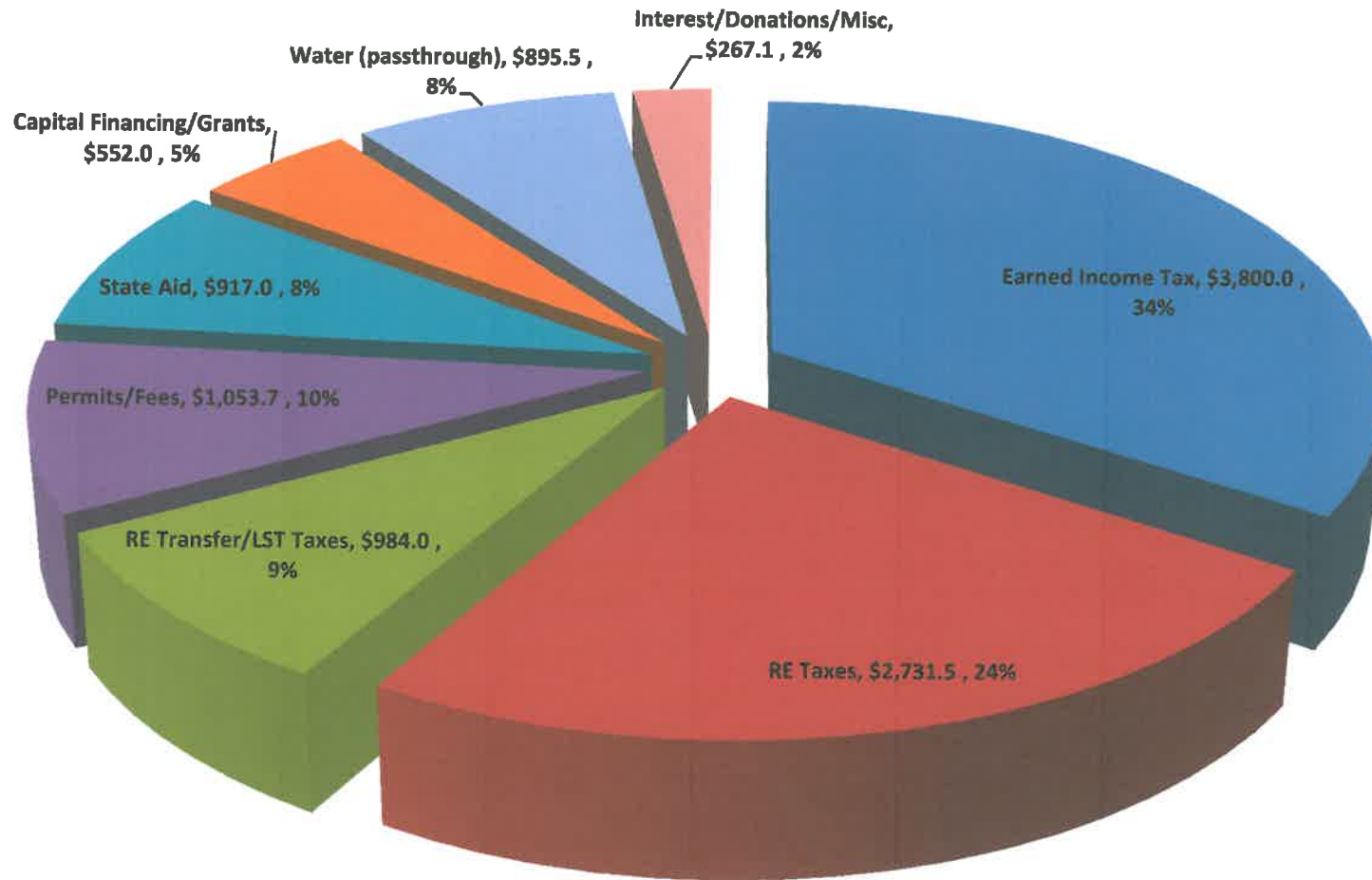
		<u>REAL ESTATE MILLAGE</u>	
		2014	2015
Fund #1	General Fund	5.25	5.75
Fund #3	Fire Fund	1.25	1.25
Fund #5	Recreation Fund	0.75	0.75
Fund #17	Debt Service	2.75	2.25
Fund #21	Offsite Improvement Fund	0.00	0.00
Fund #23	Capital Fund Raising	0.00	0.00
Fund #25	Detention Basin Fund	0.00	0.00
Fund # 29	Open Space Fund	0.00	0.00
Fund #31	Capital Reserve Fund	0.00	0.00
Fund #35	State Liquid Fuels	0.00	0.00
Fund # 41	Water Fund	0.00	0.00
Fund #52	Ambulance Fund	0.25	0.25
Millage			
TOTAL		10.25	10.25
<i>Increase (Decrease)</i>			0.00
Gross Assessment		268,405,940	
Value of One Mill		268,406	
Allowance for discount and Uncollectible		2%	
Net Mill		260,354	

Doylestown Township Average 2015 Real Estate Taxes by Township, County, and School District

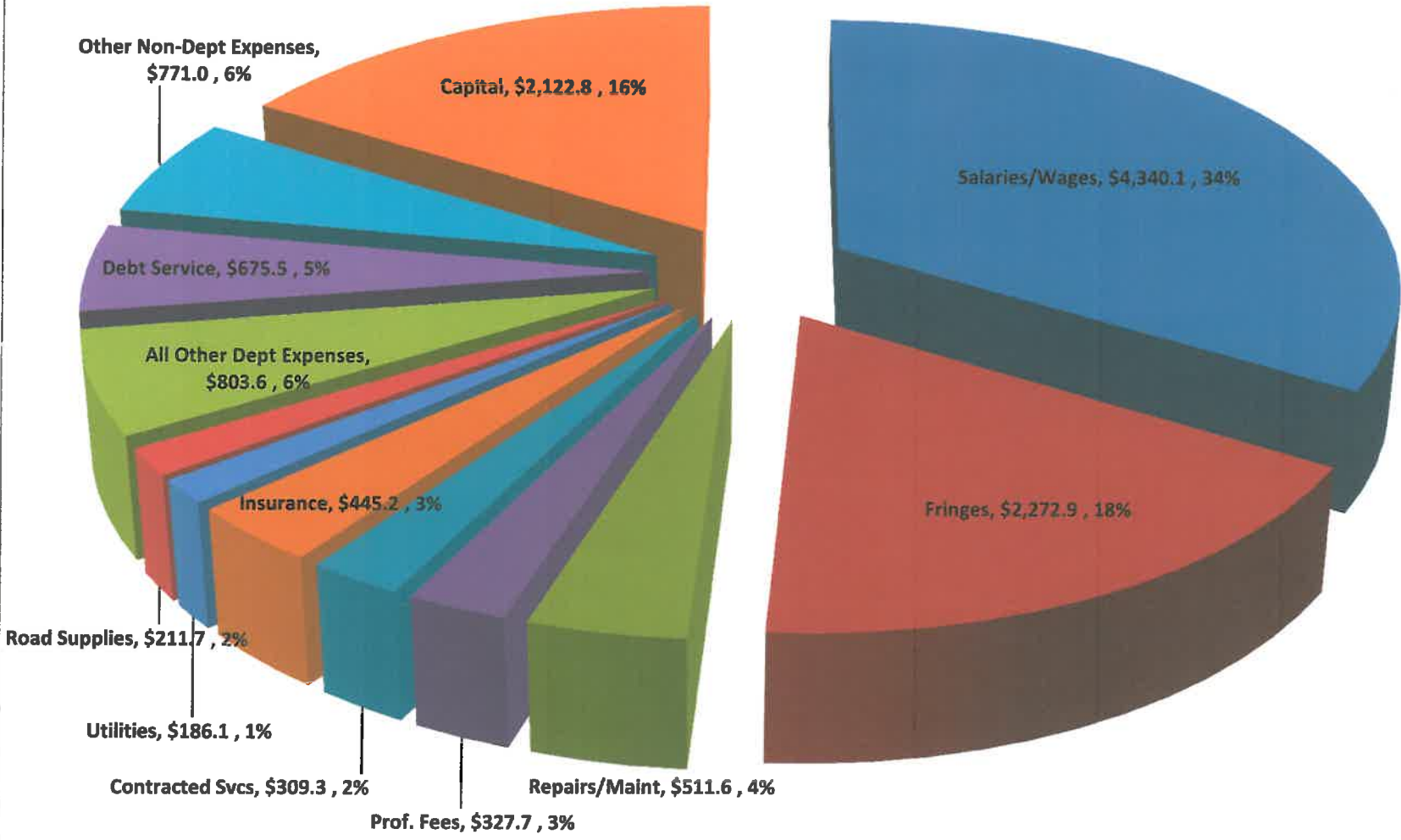
(1 mill = \$268,851.68)/Average Assessment = \$40,111



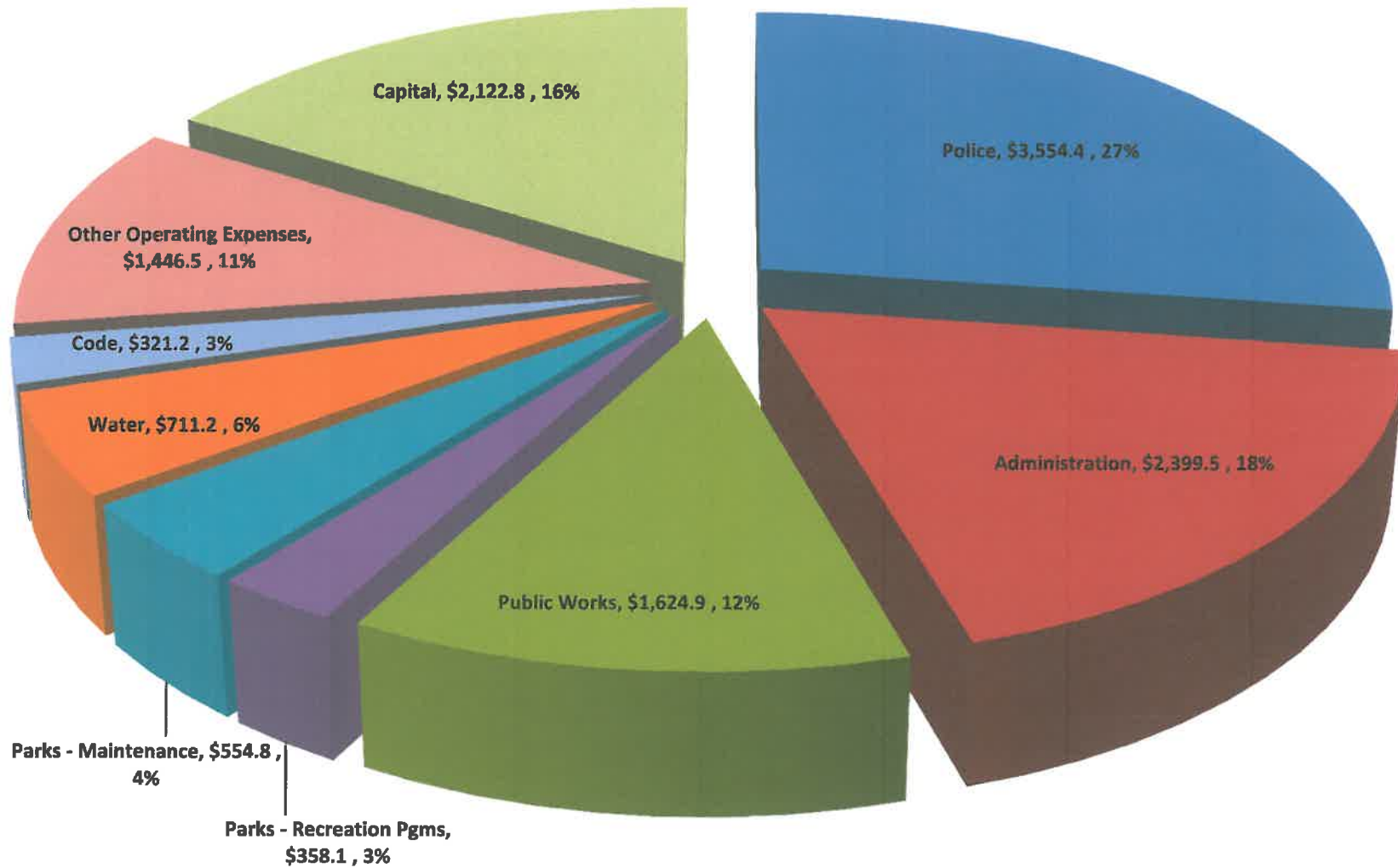
PROPOSED 2015 BUDGET REVENUE by SOURCE



PROPOSED 2015 BUDGET EXPENSES by FUNCTIONAL CATEGORY



PROPOSED 2015 BUDGET EXPENSES by DEPARTMENT





DOYLESTOWN TOWNSHIP

2015 BUDGETS

1. GENERAL FUND
2. FIRE FUND
3. RECREATION FUND
4. DEBT SERVICE FUND
5. CAPITAL PROJECTS FUND
6. OFFSITE IMPROVEMENT FUND
7. CAPITAL FUND RAISING FUND
8. RETENTION BASIN FUND
9. BIKE & HIKE FUND
10. OPEN SPACE FUND
11. CAPITAL RESERVE FUND
12. STATE LIQUID FUELS FUND
13. WATER FUND
14. COMMUNITY SERVICE MEMORIAL FUND
15. AMBULANCE CORP FUND

PRELIMINARY ADOPTION:
November 18, 2014

FINAL ADOPTION:
December 16, 2014

TABLE OF CONTENTS

	PAGE
<u>GENERAL FUND</u>	
Income Schedule	4 - 7
Expenditure Schedule	8 - 19
<u>FIRE FUND</u>	
Income Schedule	20
Expenditure Schedule	21
<u>RECREATION FUND</u>	
Income Schedule	22 - 23
Expenditure Schedule	24 - 25
<u>DEBT SERVICE FUND</u>	
Income Schedule	26
Expenditure Schedule	27
<u>CAPITAL PROJECTS FUND</u>	
Income Schedule	28
Expenditure Schedule	28
<u>OFF-SITE IMPROVEMENT FUND</u>	
Income Schedule	29
Expenditure Schedule	30
<u>CAPITAL FUND RAISING FUND</u>	
Income Schedule	31
Expenditure Schedule	32
<u>RETENTION BASIN FUND</u>	
Income Schedule	33
Expenditure Schedule	33
<u>BIKE & HIKE FUND</u>	
Income Schedule	34
Expenditure Schedule	34

OPEN SPACE FUND

Income Schedule	35
Expenditure Schedule	35

CAPITAL RESERVE FUND

Income Schedule	36
Expenditure Schedule	37 - 38

STATE LIQUID FUELS FUND

Income Schedule	39
Expenditure Schedule	40 -41

WATER FUND

Income Schedule	42
Expenditure Schedule	42

COMMUNITY SERVICE MEMORIAL FUND

Income Schedule	43
Expenditure Schedule	43

AMBULANCE CORP FUND

Income Schedule	44
Expenditure Schedule	45

SUPPORTING SCHEDULES

	Schedules
Estimated Income from Real Estate Tax	A
Local Enabling Act Taxes, Penalties, Licenses, Permits, Fines & Fees	B
Earnings from Investments	C
Grants and Contributions	D
Refunds of Expenditures	E
Transfers to Other Funds	F
Employee Salaries - To be provided to Board of Supervisors at later date	H
Employer Contributions to Employee Benefits	I
Property and Liability Insurance	J
Training - School, Seminars, Convention and Travel	K
Capital Purchases and Expenditures	L
Debt Service Schedule	M
Professional Services	N
Vehicle Maintenance and Repair	O
Highway Construction and Maintenance	P
Energy Costs (Heat and Light)	Q
Telephone, Postage, Printing and Advertising	R
Equipment, Materials, Supplies and Uniforms	S
Maintenance and Repair of Township Building	T
Miscellaneous Expenditures	U
Department Budgets	V

**DOYLESTOWN TOWNSHIP
GENERAL FUND INCOME AND EXPENDITURE SCHEDULE**

2015 Budget Millage 5.75

	2011 ACTUAL	2012 ACTUAL	2013 ACTUAL	2014 REVISED	2014 BUDGET	2015 PROPOSED BUDGET	SCHEDULE
RESERVE FOR GENERAL FUND.	1,559,973	3,136,858	3,699,823	4,533,195	3,686,030	3,326,231	A - Z
REVENUES							
(15-01-301)							
301 REAL ESTATE TAXES							
.100 Real Est. Tax Current	1,902,537	1,571,259	1,574,546	1,364,086	1,364,086	1,512,467	
Yr Levy less 3%	7.25 Mills	6.00 Mills	6.00 Mills	6.00 Mills	5.25 Mills	5.25 Mills	A
.201 Act 515 Breach Tax							
.200 Prior Yr Tax Revenue	0	27	0	5,000	5,000	5,000	
.400 RE Taxes - Dellnq. Tax Col.	20,398	19,083	16,170	16,500	16,500	16,500	
.600 Interim	0	302	0	0	0	0	A
Sub-total (15-01-310)	1,922,935	1,590,670	1,590,716	1,385,586	1,385,586	1,533,967	
310 LOCAL TAX ENABLING ACT							
.100 Real Est. Transf.	393,847	356,372	580,532	440,000	440,000	444,000	B
.210 Earned Income Tax - Current Yr	3,658,036	3,817,080	3,823,556	3,757,000	3,657,000	3,800,000	B
.500 Local Services Tax	477,761	530,184	505,238	485,000	485,000	540,000	B
Sub-total (15-01-321)	4,529,644	4,703,636	4,909,323	4,682,000	4,582,000	4,784,000	
321 BUSINESS LICENSES AND PERMITS							
.300 Police and Protection	0	0	963	0	0	0	
.800 Cable TV Franchise Fee	174,665	174,048	176,708	182,302	180,302	180,000	B
.801 FIOS TV Franchise	165,805	185,209	210,157	205,560	205,560	210,000	B
.090 Trash Col. Permits	0	0	0	0	0	0	
.910 Pumper/Hauler Permits	800	950	3,064	1,000	1,000	1,000	
Sub-total (15-01-322)	341,270	360,207	390,893	388,862	386,862	391,000	
322 NON BUSINESS LICENSES & PERMITS							
.820 Rd. Encroachment Permits	1,590	4,100	1,305	2,250	2,250	2,845	B
Sub-total (15-01-331)	1,590	4,100	1,305	2,250	2,250	2,845	
331 FINES & FORFEITS							
.110 Veh. & Crime Fines	70,035	60,760	54,774	56,227	35,000	40,000	B
Sub-total (15-01-341-)	70,035	60,760	54,774	56,227	35,000	40,000	
341 INTEREST & RENTS							
.010 Earn./Invest.	25,211	28,201	31,596	27,400	27,400	27,400	C
Sub-total (15-01-350-)	25,211	28,201	31,596	27,400	27,400	27,400	
350 INTERGOVERNMENTAL REVENUES							
	0	0	3,714	10,494	0	10,500	
Sub-total	0	0	3,714	10,494	0	10,500	

DOYLESTOWN TOWNSHIP
GENERAL FUND INCOME AND EXPENDITURE SCHEDULE
(CONTINUED)

	2011 ACTUAL	2012 ACTUAL	2013 ACTUAL	2014 REVISED	2014 BUDGET	2015 PROPOSED BUDGET	SCHEDULE A - Z
(15-01-355)							
355 STATE SHARED REVENUE							
.000 State Shared Revenue & Entitlements	0	0	53,750	0	0	0	
.010 PUC Realty Tax	8,580	9,916	9,412	9,000	9,000	9,000	D
.070 Foreign Fire Premium Insurance Tx	300,481	170,052	191,001	191,000	191,000	200,000	D
.080 Liquor Licenses	2,700	2,700	2,700	2,400	2,700	2,700	
.120 Forgn Cas. Act 205	391,750	246,752	252,483	252,483	252,483	251,742	D
Sub-total (15-01-357)	703,511	429,420	509,346	454,883	455,183	463,442	
357 LOCAL GOVT OPERATING GRANTS							
.200 Community Dev Grant	6,636	6,570	3,509	0	0	0	
Sub-total (15-01-359)	6,636	6,570	3,509	0	0	0	
359 LOCAL GOVT. & AUTH. PAYMENT IN LIEU OF TAXES							
.100 Bcks Cnty Housing Auth.	19,826	19,826	19,826	19,825	19,825	19,825	B
.200 Neshaminy Manor	10,000	10,000	10,000	10,000	10,000	10,000	B
Sub-total (15-01-361)	29,826	29,826	29,826	29,825	29,825	29,825	
361 GENERAL GOVT. DEPARTMENT EARNINGS							
.300 Subdiv. Ld. Dev. Fees (02)	22,623	14,172	36,410	20,000	20,000	17,500	B
.340 Zon Hearing Fees (02)	8,050	7,350	14,000	3,950	8,500	5,000	B
.350 Return Check Fee (01)	35	140	35	100	100	100	
.360 Escrow Admin. Fees (02)	8,288	17,301	14,571	11,452	6,000	12,500	B
.400 News Letter Ad Revenue	16,976	12,305	13,135	12,000	12,000	12,000	B
.500 Sale of Maps & Pub. (01)	554	340	151	215	215	200	
.501 Meeting Room Use Fee (01)	400	700	550	560	560	560	
.502 Call Tower Lease (01)	54,006	60,708	59,513	62,000	62,000	62,000	B
.510 Bid Package (01)	0	0	0	0	0	0	
Sub-total	110,933	113,016	138,364	110,277	109,375	109,860	

DOYLESTOWN TOWNSHIP
GENERAL FUND INCOME AND EXPENDITURE SCHEDULE
(CONTINUED)

	2011 ACTUAL	2012 ACTUAL	2013 ACTUAL	2014 REVISED	2014 BUDGET	2015 PROPOSED BUDGET	SCHEDULE A - Z
(15-01-362)							
362 PUBLIC SAFETY & PROTECTION INSPECTION							
.100 Sp. Police Serv.	39,029	28,941	26,272	24,696	35,000	30,000	B
.110 Sale of Acct. Rpts.	8,039	10,086	7,607	8,470	8,500	8,500	B
.120 Solicitor Permits	460	760	690	651	1,000	1,500	
.130 Security Alarm Monitoring	1,940	1,185	2,090	2,057	3,400	2,500	
.135 Fire Alarm	1,289	1,272	1,677	1,555	1,700	1,500	
.410 Blding Permits	125,812	242,245	490,079	172,894	325,000	184,000	B
.411 Mechanical Permit	13,864	20,280	48,052	20,000	20,000	17,000	B
.412 Electrical Permit	6,812	8,096	9,425	6,000	6,000	7,500	
.413 Demolition Permit	2,808	2,200	1,000	1,900	1,500	2,000	
.414 Permit/Cert of Compliance	16,539	24,650	12,343	10,000	10,000	21,000	
.415 PA UCC Fees	1,932	2,606	0	0	0	0	
.416 Burn Permit	0	0	50	200	200	200	
.420 Grading Permits	2,500	3,811	7,109	4,577	7,000	7,000	
.430 Pbing Permits	7,787	9,752	15,347	6,100	10,000	8,500	B
.435 Well Permit	300	250	925	1,000	1,000	500	
.445 Septage Inspection	50	0	50	0	0	0	
.460 Sign Permits	2,150	1,250	1,750	1,500	1,500	1,500	
.470 Deed Registration	1,740	2,010	2,580	2,000	2,000	2,000	
.480 Fire Prevention Permit	1,519	3,129	8,272	3,243	3,000	2,500	
.490 Fire Marshal Permit	50	150	100	150	150	150	
363.010 Street Sidewalk and Curb Repair	0	0	100	0	0	0	
Sub-total	234,621	362,673	635,517	266,993	436,950	297,850	

DOYLESTOWN TOWNSHIP
GENERAL FUND INCOME AND EXPENDITURE SCHEDULE
(CONTINUED)

	2011 ACTUAL	2012 ACTUAL	2013 ACTUAL	2014 REVISED	2014 BUDGET	2015 PROPOSED BUDGET	SCHEDULE A - Z
(15-01-380)							
380 MISC. REVENUE							
.010 Township	59,141	38,728	1,328	4,000	4,000	4,000	
.100 Sale of Surpls Prop.	16,440	19,658	14,315	15,000	15,000	15,000	B
.12 Memorial Donations	0	0	0	0	0	0	B
.150 Rev. from DTMA	15,355	15,355	15,839	15,839	15,839	15,839	B
.152 Fringe Charged to DTMA	190,727	176,587	207,983	250,472	250,472	231,377	B
.160 Rev. fr Recycle Grant	24,879	23,787	47,117	38,258	47,000	42,500	B
.161 Rev. fr Tire Recycle	0	0	0	0	0	0	B
.162 Detension Basin Cntrb	0	0	0	0	0	0	
Sub-total	306,542	274,114	286,582	323,569	332,311	308,716	
(15-01-392)							
392 INTERFUND TRANSFERS							
.080 Transfer from Detention Basins	3,154	0	5,000	10,000	5,000	15,000	B
Sub-total	33,275	0	5,000	10,000	5,000	15,000	
(15-01-395)							
395 REFUNDS FROM PRIOR YEARS EXPENSE							
.000 Refunds	17,826	95,713	24,721	6,659	5,000	7,000	
Sub-total	17,826	95,713	24,721	6,659	5,000	7,000	
TOTAL REVENUES	8,333,856	8,058,907	8,615,188	7,755,025	7,792,742	8,021,405	

DOYLESTOWN TOWNSHIP
GENERAL FUND INCOME AND EXPENDITURE SCHEDULE

	2011 ACTUAL	2012 ACTUAL	2013 ACTUAL	2014 REVISED	2014 BUDGET	2015 PROPOSED BUDGET	SCHEDULE A - Z
EXPENDITURES (15-01-400)							
400 GENERAL GOVERNMENT							
.113 Salary Supervisors	3,953	0	2,446	0	20,625	0	H
.121 Salary Management	116,196	119,732	126,643	121,175	125,175	124,398	H
.140 Salary Clerical	249,203	256,696	270,726	278,020	278,020	285,415	H
.147 Longevity	12,825	16,350	15,009	18,300	18,300	18,300	H
.148 Overtime	3,899	426	1,402	1,957	2,500	2,200	H
.192 Phy. Fitness Bene.	1,188	1,287	3,408	3,000	3,000	3,000	
.194 Med. & Phy. Exams	415	835	451	2,099	250	1,500	
.195 Clerical Fees	2,113	2,607	2,340	2,800	2,800	2,800	
.210 Supplies	9,625	6,228	7,154	11,500	11,500	11,500	S
.213 Sml Off/ Eqpt.	1,707	1,779	2,244	4,000	4,000	8,000	
.301 Credit Card Fees	267	898	1,072	1,000	1,000	1,000	
.302 Internet Web Site	1,582	1,562	5,336	5,000	6,325	4,160	
.304 TAB Video Communications	8,897	5,386	1,253	7,500	7,500	7,500	N
.321 Telephone	19,717	24,332	19,831	21,500	21,500	22,000	R
.322 PA One Call	2,121	2,583	1,847	1,800	2,450	2,400	
(CONTINUED)							

DOYLESTOWN TOWNSHIP
GENERAL FUND INCOME AND EXPENDITURE SCHEDULE
(CONTINUED)

	2011 ACTUAL	2012 ACTUAL	2013 ACTUAL	2014 REVISED	2014 BUDGET	2015 PROPOSED BUDGET	SCHEDULE A-Z
(15-01-400)							
400 GENERAL GOVERNMENT							
.325 Postage	10,296	9,889	12,353	15,000	15,000	17,500	R
.331 Travel Exp.	2,536	2,040	2,339	3,000	3,000	3,000	
.341 Advertising	9,455	5,490	11,960	13,000	13,000	13,000	R
.342 Printing	12,865	12,938	14,094	14,500	14,500	14,500	R
.345 Miscellaneous	1,108	762	5,875	5,500	5,500	6,000	
.353 Prem./ Bonds	2,747	3,126	3,045	3,200	3,200	3,200	
.374 Equip. Rep/Maint.	14,752	17,627	26,227	26,000	26,000	27,500	T
.386 Lease Office Equipment	22,722	28,472	20,798	22,500	22,500	25,600	S
.420 Dues & Sub. & Spec. Events	12,349	20,285	16,117	12,750	12,750	16,325	K
.422 E.A.C.	1,792	2,010	937	2,000	2,000	5,800	
.429 Permits	285	169	45	125	125	125	
.460 Mtg. Conf. Training	9,206	7,934	7,919	10,000	10,000	12,000	K
Sub-total	533,820	551,443	582,870	607,226	632,520	638,724	
(15-01-402)							
.000 Acct. & Aud.	11,750	11,000	13,900	13,900	13,900	15,200	N
Sub-total	11,750	11,000	13,900	13,900	13,900	15,200	
(15-01-403)							
403 TAX COLLECTION							
.114 Salary	23,430	23,618	23,485	23,602	23,788	23,788	H
.318 EIT Collection Fee	64,161	47,841	55,062	52,170	50,832	53,000	N
.319 LST Collection Fee	9,101	9,204	9,454	8,750	8,750	9,000	N
.325 Postage	1,573	1,571	1,643	1,752	1,750	1,750	
.342 Printing	1,676	458	1,393	1,600	1,500	1,600	
.353 Bonding	0	0	1,162	850	850	850	
.420 Dues & Subscriptions	0	0	0	0	0	0	K
.460 Mtg. Conf. Training	0	58	0	1,500	1,500	1,000	
Sub-total	99,941	82,750	92,199	90,223	88,970	90,988	

DOYLESTOWN TOWNSHIP
GENERAL FUND INCOME AND EXPENDITURE SCHEDULE
(CONTINUED)

	2011 ACTUAL	2012 ACTUAL	2013 ACTUAL	2014 REVISED	2014 BUDGET	2015 PROPOSED BUDGET	SCHEDULE A - Z
(15-01-404)							
404 LEGAL							
.314 Prof. Serv.-Legal	72,090	41,176	47,573	23,944	45,000	45,000	N
.315 Legal Hancock/Rte 263	3,254	0	1,033	0	10,000	0	
Sub-total (15-01-408)	75,344	41,176	48,605	23,944	55,000	45,000	
408 ENGINEERING							
.313 Prof.Serv.-Engineer	31,160	21,939	144,415	150,000	100,000	150,000	N
.316 Traffic Engineer	82,537	44,590	81,236	85,000	85,000	80,000	N
Sub-total (15-01-409)	113,697	66,528	225,651	235,000	185,000	230,000	
409 BUILDING & PLANT							
.120 Salary	113,146	116,469	162,878	119,901	119,901	123,090	H
.147 Longevity	8,100	6,540	3,390	5,850	5,850	4,500	H
.148 Overtime	67	1,500	321	1,600	1,600	1,250	
.213 Sml Off/Eqpt.	127	0	360	1,000	1,000	1,000	
.220 Op. Supls.	4,166	3,664	9,695	7,500	7,500	10,000	
.230 Heat Fuel	9,535	14,378	13,914	27,500	27,500	27,500	Q
.231 Gasoline	681	462	389	700	700	700	
.232 Diesel	70	0	0	100	100	100	
.238 Clth & Unf	1,056	919	1,166	2,000	2,000	3,300	
.251 Maint. & Rep (Veh)	26	262	177	1,500	1,500	1,500	
.321 Fire Alarms/ Telephones	0	1,863	2,230	2,500	2,500	2,800	
.361 Utilities	27,895	28,211	29,042	31,000	31,000	31,000	Q
.370 Rep/Maint Services	0	265	8,235	10,000	10,000	11,200	T
.373 Maint & Rep.	28,569	30,124	25,859	32,400	32,400	32,400	T
.454 Contracted Services	0	0	0	3,500	3,500	3,500	
.460 Training	0	0	0	1,000	200	1,000	
.750 Minor Equipment	2,903	3,211	3,749	4,000	4,000	4,000	
Sub-total	196,341	207,868	261,405	252,051	251,251	258,840	

DOYLESTOWN TOWNSHIP
GENERAL FUND INCOME AND EXPENDITURE SCHEDULE
(CONTINUED)

(15-01-410)	2011 ACTUAL	2012 ACTUAL	2013 ACTUAL	2014 REVISED	2014 BUDGET	2015 PROPOSED BUDGET	SCHEDULE A - Z
410 POLICE PROTECTION							
.123 Salary Police Department	108,314	1,517,598	1,551,855	1,762,247	1,762,247	1,845,925	H
.124 Salary LT., Sgts., Cpl.	627,926	0	0	0	0	0	H
.130 Salary Police Officers	858,956	3,675	0	0	0	0	H
.140 Salary Clerical	73,247	75,177	79,205	78,917	78,917	81,482	H
.142 Salary Crossing Guard	7,839	7,488	8,598	8,521	8,521	8,799	H
.144 Salary Fire Police	0	0	0	0	0	5,000	H
.144 Salary Fire Police (history)	4,667	4,354	4,123	5,125	5,125	0	H
.146 Holiday Pay	67,806	74,670	75,377	82,389	82,389	84,215	H
.147 Long. Pay	39,570	47,850	43,890	48,900	48,900	48,150	H
.148 Overtime Pay	106,540	113,827	110,934	85,000	95,000	90,000	H
.149 Court Time	22,505	31,556	30,596	30,000	42,000	38,000	H
.192 Physical Fitness Ben	2,998	3,362	2,184	2,192	3,600	3,200	
.193 Tuition Reimburse.	3,582	2,424	0	3,000	5,800	5,000	K
.196 Unif. Dry Cln.	16,725	15,456	16,025	16,500	17,100	17,100	H
.213 Sml Off/Eqpt	315	2,815	1,533	3,000	3,000	3,000	
.215 Ammo & Supls.	7,878	6,991	5,722	10,242	10,242	11,395	S
.216 Special Response Team	3,000	3,000	3,000	4,000	4,000	4,600	
.217 Special Police Service	0	0	0	0	0	0	
.220 Matls. & Supls.	1,765	800	800	2,000	2,000	1,750	
.238 Uniforms	7,693	13,836	20,700	23,852	23,852	29,140	S
.241 Gen. Exp.	1,893	2,463	2,060	2,400	3,100	3,100	
.250 Dare. Exp.	131	1,138	1,282	1,422	1,422	1,350	
.261 Invst. Eqpt.	4,302	2,212	5,417	6,500	5,327	5,560	S
.321 Telephone	14,847	15,831	14,410	13,082	16,000	14,500	R
.327 Radio Maint.	196	46	326	500	1,200	1,200	
.342 Printing	1,167	681	421	500	500	500	
.460 Sch/sem.	7,624	6,728	5,653	6,245	18,757	19,545	K
.461 Sch/sem. Ch. & Lt.	4,946	1,205	1,427	1,924	5,000	4,000	
.500 Grants Cont.& Subsidies	0	0	0	0	0	0	N
Sub-total	1,996,432	1,955,183	1,985,540	2,198,458	2,243,999	2,326,511	

DOYLESTOWN TOWNSHIP
GENERAL FUND INCOME AND EXPENDITURE SCHEDULE
(CONTINUED)

	2011 ACTUAL	2012 ACTUAL	2013 ACTUAL	2014 REVISED	2014 BUDGET	2015 PROPOSED BUDGET	SCHEDULE A - Z
(15-01-411)							
411 FIRE SAFETY							
.140 Salary Clerical	29,560	14,575	17,239	14,758	17,758	15,151	H
.143 Salary Fire Marshal	49,296	47,475	49,461	57,550	57,550	59,081	H
.147 Long. Fire Marshal	3,330	300	0	2,580	2,580	1,500	
.148 Overtime	1,292	1,617	1,285	2,642	1,200	2,600	
.213 Sml Off/Eqpt	3,986	3,123	2,564	3,000	3,000	3,000	
.220 Supplies	290	1,896	1,269	1,800	1,800	1,800	
.238 Uniforms	1,773	1,724	1,809	2,000	2,000	2,000	
.251 Maint. & Rep (Veh)	2,656	2,348	636	2,500	2,500	2,000	
.300 Public Safety Fire Relief	300,481	170,052	191,001	191,001	191,001	200,000	
.320 Fire Safety Communications	0	1,500	0	12,367	1,500	1,000	
.321 Telephone	2,489	1,740	3,302	3,100	3,100	3,100	
.460 Training	2,205	2,256	2,262	2,200	2,200	2,200	
Sub-total	397,359	248,606	270,829	295,497	286,189	293,431	
(15-01-412)							
412 POLICE VEHICLE EXPENSE							
.231 Gasoline	67,488	59,820	54,383	69,091	60,000	70,000	O
.234 Oil	903	899	999	1,315	1,600	1,600	
.252 Prev. Maint.	1,076	1,478	864	846	1,200	1,200	
.253 Speed. Calib.	1,694	1,670	1,762	2,000	2,000	2,200	
.254 Vehicle Maint.	493	539	748	2,000	3,500	3,500	
.256 Body Repair	8,796	250	0	1,796	6,000	5,000	O
.257 Tires	4,021	4,643	3,839	3,200	4,000	4,000	
.262 Minor Vehicle Equipment	17,379	34,082	28,301	35,000	35,000	40,000	O
Sub-total	101,851	103,381	90,896	115,248	113,300	127,500	

DOYLESTOWN TOWNSHIP
GENERAL FUND INCOME AND EXPENDITURE SCHEDULE
(CONTINUED)

(15-01-414)	2011 ACTUAL	2012 ACTUAL	2013 ACTUAL	2014 REVISED	2014 BUDGET	2015 PROPOSED BUDGET	SCHEDULE A - Z
414 PLANNING & ZONING							
.122 Salary Bldg Insp./Zoning	60,098	61,356	60,880	64,257	64,257	65,966	H
.140 Salary Clerical	29,433	16,043	19,711	14,458	17,458	14,843	H
.191 Inspection Services	18,690	21,135	19,260	25,000	25,000	25,000	N
.195 Clk. Fee (P/C Recd Secretary.	1,560	1,170	1,300	1,700	1,700	1,700	
.210 Off. Supls.	1,848	1,455	1,665	4,000	4,000	4,000	
.231 Gasoline	2,529	2,306	2,441	2,500	2,500	2,500	
.251 Maint. & Rep. Auto	1,640	369	488	1,500	1,500	1,500	
.306 Prof. Serv. Arborist	1,200	1,200	1,200	1,200	1,200	1,200	
.310 State Code Fees	2,264	2,264	0	0	0	0	
.312 Pl. Consultant	25,559	13,189	916	23,000	23,000	23,000	
.314 Sp. Legal Serv.	9,345	7,252	8,540	10,000	10,000	10,000	N
.342 Printing	8,116	3,893	5,769	4,195	6,000	6,000	R
.374 Equip. Rep & Maint	3,549	3,832	3,581	5,000	5,000	5,000	T
.460 Training	786	954	1,173	1,800	1,800	1,800	
.500 Grants, Cont. & Subsidies	2,801	2,521	2,521	3,000	3,000	3,000	
Sub-total	169,418	138,940	129,446	161,610	166,415	165,509	

DOYLESTOWN TOWNSHIP
GENERAL FUND INCOME AND EXPENDITURE SCHEDULE
(CONTINUED)

(15-01-415)	2011 ACTUAL	2012 ACTUAL	2013 ACTUAL	2014 REVISED	2014 BUDGET	2015 PROPOSED BUDGET	SCHEDULE A - Z
415 EMERGENCY MANAGEMENT							
.220 Civ. Defense Matis.	614	1,178	899	2,200	2,200	2,200	
.460 Schls/Sem.	0	200	160	200	200	200	
Sub-total	614	1,378	1,059	2,400	2,400	2,400	
(15-01-416)							
416 POLICE HEADQUARTERS							
.191 Recruiting	0	0	3,874	1,350	2,000	2,000	
.194 Med. & Phy. Exams	3,274	312	1,615	1,045	4,000	2,500	
.220 Operating Supls.	2,369	2,184	2,904	3,500	3,500	4,000	
.374 Equip. Rep & Maint	22,091	17,543	14,124	33,760	21,760	24,300	T
Sub-total	27,734	20,039	22,517	39,655	31,260	32,800	
(15-01-428)							
428 PUBLIC WORKS - WEED CONTROL							
.220 Pub. Wks. Serv. Supls	605	380	404	800	800	850	
.374 Rep. of Tls. & Mach.	386	816	151	1,000	1,000	1,000	
Sub-total	991	1,196	555	1,800	1,800	1,850	

DOYLESTOWN TOWNSHIP
 GENERAL FUND INCOME AND EXPENDITURE SCHEDULE
 (CONTINUED)

(15-01-429)	2011 ACTUAL	2012 ACTUAL	2013 ACTUAL	2014 REVISED	2014 BUDGET	2015 PROPOSED BUDGET	SCHEDULE A - Z
429 SEPTAGE DEPARTMENT							
.140 Salary Clerical	5,030	7,846	8,303	6,700	7,725	7,700	H
.220 Supplies	26	22	74	100	100	100	
.313 Prof.Serv.-Engineer	0	0	0	1,651	500	625	
.314 Prof. Serv. - Legal	943	0	4,198	2,175	2,000	2,100	
.321 Telephone	0	0	0	0	0	0	
.325 Postage	0	0	26	200	500	1,000	
.342 Printing	429	518	0	550	550	650	
.374 Equip. Rep & Maint	0	338	175	500	500	300	
Sub-total	6,428	8,724	12,775	11,876	11,875	12,475	

DOYLESTOWN TOWNSHIP
GENERAL FUND INCOME AND EXPENDITURE SCHEDULE
(CONTINUED)

(15-01-430)	2011 ACTUAL	2012 ACTUAL	2013 ACTUAL	2014 REVISED	2014 BUDGET	2015 PROPOSED BUDGET	SCHEDULE A-Z
430 HIGHWAY MAINTENANCE							
GENERAL SERVICE							
.144 Salary Road Worker	80,055	103,285	158,607	233,371	143,184	282,350	H
.147 Longevity	19,350	17,100	14,850	19,350	19,350	8,050	H
.148 Highway Maintenance Overtime	17,991	18,630	14,047	15,000	15,000	17,500	H
.231 Gasoline	12,108	9,418	8,626	16,125	16,125	15,000	O
.232 Diesel Fuel	18,308	15,569	12,931	19,500	19,500	18,000	O
.234 Oil	1,096	2,021	2,041	1,800	1,800	1,800	
.238 Clth. & Unf.	8,268	8,369	9,904	16,000	16,000	18,000	S
.245 Hwy. Supls/Ptch	7,521	14,872	16,990	16,000	16,000	25,500	P
.262 Minor Eqpt.	4,353	8,087	7,817	8,000	8,000	8,000	
.264 Hand Tools	644	916	939	1,200	1,200	1,500	
.365 Debris Disposal	939	8,395	8,173	12,000	12,000	15,000	U
.374 Rep & Maint--Equip.	1,095	5,956	6,042	8,000	8,000	8,000	O
.384 Rent Mach & Equip	5,198	14,490	950	25,750	30,000	25,750	S
.452 Contracted Tree Trimming	42,325	11,650	27,630	50,000	50,000	50,000	U
.456 Detent. Basin Mowing	13,236	13,216	13,216	25,500	38,000	28,050	U
.460 Training	60	130	60	900	800	900	
Sub-total	232,548	252,104	302,823	468,496	394,959	523,400	

DOYLESTOWN TOWNSHIP
GENERAL FUND INCOME AND EXPENDITURE SCHEDULE
(CONTINUED)

	2011 ACTUAL	2012 ACTUAL	2013 ACTUAL	2014 REVISED	2014 BUDGET	2015 PROPOSED BUDGET	SCHEDULE A - Z
(15-01-432)							
432 HIGHWAY MAINT-SNOW & ICE REMOVAL							
.148 Overtime Wages	32,063	8,277	5,812	35,000	15,000	15,000	H
.220 Snow/Ice Removal Sup	106,783	22,367	22,423	73,739	40,000	75,000	P
.457 Contracted Snow Removal	81,337	24,814	20,020	0	0	0	P
	-----	-----	-----	-----	-----	-----	
Sub-total	220,182	55,458	48,255	108,739	55,000	90,000	
(15-01-433)							
433 HIGHWAY TRAFFIC CONTROL							
.246 Supls,Paint,Sgn etc.	13,242	11,623	9,033	25,000	25,000	25,000	P
.250 Electricity	0	12,658	0	0	0	0	
.451 Contract Repair Traffic Signals	55,043	27,096	49,110	60,000	60,000	52,000	P
.453 Contract Serv-Line Painting	22,520	17,712	21,198	40,000	40,000	50,000	P
	-----	-----	-----	-----	-----	-----	
Sub-total	90,805	69,089	79,340	125,000	125,000	127,000	
(15-01-434)							
434 STREET LIGHTING							
.361 Electricity	73,862	52,142	1,195	1,600	1,600	1,600	
.362 Street Light Repairs	7,560	1,250	13,019	25,000	25,000	37,500	P
	-----	-----	-----	-----	-----	-----	
Sub-total	81,422	53,392	14,214	26,600	26,600	39,100	

DOYLESTOWN TOWNSHIP
GENERAL FUND INCOME AND EXPENDITURE SCHEDULE
(CONTINUED)

	2011 ACTUAL	2012 ACTUAL	2013 ACTUAL	2014 REVISED	2014 BUDGET	2015 PROPOSED BUDGET	SCHEDULE A - Z
(15-01-436)							
436 STORM SEWERS & DRAINS							
.361 Electricity	338	72	173	300	300	350	
Sub-total (15-01-437)	338	72	173	300	300	350	
437 HIGHWAY MAINT-TOOLS & EQUIP.							
.254 Minor Equip. Maint.	810	801	912	1,000	1,000	1,000	
.255 Major Equip. Maint	8,448	8,735	10,995	9,000	9,000	16,000	O
.257 Tires	3,230	3,961	4,491	4,500	5,200	5,200	O
.455 Cont. Rep. of Equip.	3,205	4,605	3,488	8,000	8,000	8,000	O
Sub-total (15-01-446)	15,693	18,102	19,886	22,500	23,200	30,200	
446 STORM WATER MANAGEMENT							
.140 Salary	2,911	3,616	5,740	4,204	6,200	6,200	H
.220 Operating Supplies	1,097	1,277	1,528	251	500	500	
.312 Planning Consultant	125	0	0	500	500	500	
.313 Engineering Services	21,808	21,132	23,922	25,000	25,000	25,000	N
.314 Legal Services	0	0	0	500	500	500	
.325 Postage	0	18	25	200	200	200	
.341 Advertising	1,438	1,349	1,238	1,301	1,300	1,350	
.342 Printing	580	89	0	300	500	500	
.365 Storm Water Mgt-Str Sweeping	0	0	37,980	40,000	40,000	41,000	
.366 Storm Water Mgt-Str Bank Stabil.	0	0	0	5,000	5,000	7,000	
.420 Dues & Subscriptions	100	0	450	450	450	450	
.460 Training	213	0	40	300	300	300	
Sub-total	28,271	27,482	70,922	78,006	80,450	83,500	

DOYLESTOWN TOWNSHIP
GENERAL FUND INCOME AND EXPENDITURE SCHEDULE
(CONTINUED)

	2011 ACTUAL	2012 ACTUAL	2013 ACTUAL	2014 REVISED	2014 BUDGET	2015 PROPOSED BUDGET	SCHEDULE A - Z
(15-01-459)							
459 Donations & Contributions							
.023 Spectator Rec	10,000	10,000	10,000	17,500	17,500	18,500	U
Sub-total	10,000	10,000	10,000	17,500	17,500	18,500	
(15-01-461)							
.711 Conservation of Natural Resources	0	0	4,529	0	0	0	
Sub-total	0	0	4,529	0	0	0	
(15-01-471)							
471 Capital Leases							
.100 Capital Leases	0	61,107	164,493	195,294	185,293	180,367	
Sub-total	0	61,107	164,493	195,294	185,293	180,367	
(15-01-483)							
483 RETIREMENT CONTRIBUTION							
.160 Non-Uniform	258,338	296,401	311,570	323,491	323,491	332,630	I
.163 Police Pension	401,005	437,554	402,216	418,958	418,958	423,269	I
Sub-total	659,343	733,955	713,786	742,449	742,449	755,899	
(15-01-486)							
486 INSURANCE PREMIUMS							
.152 Dental Insurance	84,763	80,098	76,076	87,927	83,705	89,686	I
.155 Vision Care	5,599	5,222	4,927	6,930	6,930	6,000	I
.158 Life Insurance	33,354	31,263	34,131	34,642	34,642	35,000	I
.159 Medical Insurance	745,918	677,121	617,376	849,226	754,817	939,136	I
.161 FICA	292,095	280,126	293,415	316,145	316,145	325,584	I
.162 PA Unemploy.Comp.Tax	11,327	18,411	25,176	24,019	19,510	25,000	I
.164 Deferred Comp (Nationwide)	95	20	32	19	20	20	
.165 Deferred Comp (Valic)	9,043	8,649	7,725	6,945	8,500	7,000	U
.166 Deferred Comp (MS)	4,092	4,026	4,877	3,519	5,500	1,800	U
.166 Deferred Comp (Bernie Wealth)	0	0	0	1,770	0	3,500	
.352 Fire/Libty/Auto Ins.	232,365	234,807	246,311	269,631	260,669	297,000	J
.354 Workman's Comp.	102,889	81,700	99,567	143,587	116,387	145,048	J
.355 Post Employment Health Pln	48,859	49,342	48,018	48,514	54,428	50,000	I
Sub-total	1,570,399	1,470,784	1,457,632	1,792,875	1,661,253	1,924,773	

DOYLESTOWN TOWNSHIP
GENERAL FUND INCOME AND EXPENDITURE SCHEDULE
(CONTINUED)

	2011 ACTUAL	2012 ACTUAL	2013 ACTUAL	2014 REVISED	2014 BUDGET	2015 PROPOSED BUDGET	SCHEDULE A - Z
(15-01-491)							
491 REFUNDS OF PRIOR YEARS							
.415 Refunds & Returns	(2,191)	325	11,323	37,480	2,000	2,200	
.416 PLGIT CD Investment Fee	422	1,042	1,238	870	1,500	870	
Sub-total	(1,770)	1,367	12,561	38,350	3,500	3,070	

DOYLESTOWN TOWNSHIP
GENERAL FUND INCOME AND EXPENDITURE SCHEDULE
(CONTINUED)

	2011 ACTUAL	2012 ACTUAL	2013 ACTUAL	2014 REVISED	2014 BUDGET	2015 PROPOSED BUDGET	SCHEDULE A - Z
492 INTERFUND TRANSFERS							
.005 Trnsf. to P & R Fund-Op.	82,400	148,430	288,555	420,000	420,000	320,000	F
.013 Trnsf. To SLF	30,121	80,445	0	0	0	0	
.017 Intfnd. Trans Debt Service	0	0	0	0	0	0	
.018 1rans fm GF to Capital Projects	0	0	0	20,000	0	116,000	
.029 Trnsf. To Open Space	5,500	0	6,400	6,991	6,350	0	F
.031 Trnsf. to Cap. Res.	0	1,075,942	850,000	850,000	850,000	0	F
Sub-total	118,021	1,304,817	1,144,955	1,296,991	1,276,350	436,000	
TOTAL EXPENDITURES	6,756,971	7,495,941	7,781,817	8,961,989	8,675,733	8,453,387	
EXCESS REVENUES (EXPEND.)	1,576,885	562,966	833,372	(1,206,964)	(882,991)	(431,982)	
REMAINING RESERVE	3,136,858	3,699,823	4,533,195	3,326,231	2,803,039	2,894,249	

DOYLESTOWN TOWNSHIP
 FIRE FUND INCOME AND EXPENDITURE SCHEDULE
 2015 Budget Fund 03

Millage 1.25	2011 ACTUAL	2012 ACTUAL	2013 ACTUAL	2014 REVISED	2014 BUDGET	2015 PROPOSED BUDGET	SCHEDULE A - Z
RESERVE FOR FIRE FUND REVENUES	1,644	5,495	4,309	4,518	4,518	7,694	
(15-03-301)							
301 REAL PROPERTY TAXES							
.100 RE Tax Cur. Yr.	328,024	327,409	327,428	324,782	324,782	328,797	A
.400 RE Tax Delqt.	3,517	3,976	3,337	3,659	3,659	3,700	A
Sub-total	331,541	331,385	330,765	328,441	328,441	332,497	
(15-03-341)							
341 INTEREST & RENTS							
.010 Interest Earned	87	86	67	139	109	139	C
Sub-total	87	86	67	139	109	139	
TOTAL REVENUES	331,628	331,471	330,832	328,580	328,550	332,636	

DOYLESTOWN TOWNSHIP
FIRE FUND INCOME AND EXPENDITURE SCHEDULE

	2011 ACTUAL	2012 ACTUAL	2013 ACTUAL	2014 REVISED	2014 BUDGET	2015 PROPOSED BUDGET	SCHEDULE A-Z
EXPENDITURES							
.520 Fire Tax Cont.& Int. (88.1% Doy, 10.2% War and 1.7% Chal)	327,777	332,657	330,693	325,404	325,404	325,400	
Sub-total	327,777	332,657	330,693	325,404	325,404	325,400	
TOTAL EXPENDITURES	327,777	332,657	330,693	325,404	325,404	325,400	
EXCESS REVENUES (EXPEND.)	3,851	(1,186)	209	3,176	3,146	7,236	
REMAINING RESERVE	5,495	4,309	4,518	7,694	7,664	14,930	

**DOYLESTOWN TOWNSHIP
PARK & RECREATION OPERATIONS FUND
INCOME AND EXPENDITURE SCHEDULE**

2015 Budget Fund 05	2011 ACTUAL	2012 ACTUAL	2013 ACTUAL	2014 REVISED	2014 BUDGET	2015 PROPOSED BUDGET	SCHEDULE A - Z
Millage .75							
RESERVE FOR PARK & RECREATION FUND	20,473	(111)	119,530	268,765	173,832	389,111	
(15-05-301)							
301 REAL PROPERTY TAXES							
.100 RE Tax Cur. Yr.	196,814	196,446	196,457	196,631	194,869	197,278	A
.400 RE Tax Delqt.	2,110	2,385	2,002	2,195	2,195	2,200	
	-----	-----	-----	-----	-----	-----	
Sub-total	198,924	198,831	198,459	198,826	197,064	199,478	
REVENUES							
341 INTEREST EARNINGS							
.010 Interest Earned	177	287	333	362	219	362	
	-----	-----	-----	-----	-----	-----	
Sub-total	177	287	333	362	219	362	
(15-05-354)							
354 STATE CAPITAL & OPERATING GRANTS							
.070	0	2,049	10,000	80,000	291,190	120,000	D
	-----	-----	-----	-----	-----	-----	
Sub-total	0	2,049	10,000	80,000	291,190	120,000	
(15-05-367)							
367 RECREATION SERVICES							
.275 Programs & Services	178,965	139,700	140,265	125,000	160,000	205,000	B
.280 Facility Rentals & Permits	46,202	53,089	51,220	54,500	47,000	0	B
.500 Fees in lieu of Recreation	0	0	47,000	1,880	0	1,000	
.820 Dog Park - Admin Fees	0	2,730	2,400	3,000	3,000	0	B
.827 Klds Castle/Playgrounds	0	2,798	0	6,176	2,500	0	B
.828 KC Contrib & Donations	0	23,283	153,174	69,084	250,000	45,000	D
	-----	-----	-----	-----	-----	-----	
Sub-total	225,167	221,600	394,059	259,640	462,500	251,000	
(15-05-367)							
367 RECREATION SERVICES (con't)							
.880 Dog Park	0	21,800	17,326	12,000	12,000	12,000	B
.899 Misc Contributions	2,928	4,314	3,439	6,749	3,000	0	
	-----	-----	-----	-----	-----	-----	
Sub-total	2,998	26,114	20,765	18,749	15,000	12,000	

**DOYLESTOWN TOWNSHIP
PARK & RECREATION OPERATIONS FUND
INCOME AND EXPENDITURE SCHEDULE
(CONTINUED)**

	2011 ACTUAL	2012 ACTUAL	2013 ACTUAL	2014 REVISED	2014 BUDGET	2015 PROPOSED BUDGET	SCHEDULE A - Z
387 CONTRIBUTIONS							
.000 Cont/Private Sources (387-100)	0	101	0	0	0	0	
Sub-total	0	101	0	0	0	0	
(15-05-392)							
392 INTERGOVERNMENTAL TRANSFERS							
.010 Trnsf./ Gen. Fund	82,400	148,430	288,555	420,000	420,000	320,000	
.023 Trnsf./CFR	0	0	16,268	0	0	0	
.350 Trnsf./ Playground (391-350)	10,000	61,471	0	0	0	0	
Sub-total	92,400	209,901	304,823	420,000	420,000	320,000	
(15-05-394)							
394 REFUND OF PRIOR YEAR EXPENSE							
.000 Prior Year Expense	8,758	4,561	0	3,024	500	3,000	
Sub-total	8,758	4,561	0	3,024	500	3,000	
TOTAL REVENUES	528,423	663,443	928,439	980,601	1,386,473	905,840	

**DOYLESTOWN TOWNSHIP
PARK & RECREATION OPERATIONS FUND
INCOME AND EXPENDITURE SCHEDULE
(CONTINUED)**

	2011 ACTUAL	2012 ACTUAL	2013 ACTUAL	2014 REVISED	2014 BUDGET	2015 PROPOSED BUDGET	SCHEDULE A-Z
EXPENDITURES							
(15-05-452)							
452 PARK RECREATION							
.113 Salary Park Maintenance	108,821	111,923	141,299	133,500	173,676	165,526	H
.126 Salary Recreation	100,704	92,731	94,392	109,000	114,314	118,343	H
.147 Longevity Maint	9,000	10,080	5,040	8,300	8,300	6,750	H
.148 Overtime	10,154	17,672	23,549	20,000	20,000	20,000	H
.149 Longevity Rec	0	0	2,700	2,850	2,850	3,000	
.210 Office Supplies	754	652	646	300	700	500	
.213 Small Equipment	2,778	3,096	2,086	3,500	4,400	4,000	
.214 Small Equipment	0	0	908	400	900	400	
.231 Gasoline	11,857	10,227	8,708	14,250	14,250	13,200	
.232 Diesel	1,497	1,958	1,850	2,400	2,400	2,200	
.238 Uniforms	2,146	3,795	4,009	4,800	4,800	5,000	
.239 Uniforms	0	0	393	400	400	400	
.246 P&R Sign, Traffic Controls Maint	2,910	2,070	5,922	2,000	2,000	4,000	
.247 P&R Sign, Traffic Controls Rec	0	0	654	1,000	1,000	1,000	
.270 Recreation Supplies	3,723	4,194	5,194	5,000	5,000	5,000	S
.275 Programs & Services	133,346	96,596	95,422	95,000	130,000	100,000	U
.302 Credit Card Fees	1,502	3,844	4,959	4,200	4,500	4,500	
.321 Telephone	3,353	4,547	4,671	5,000	5,000	5,000	
.325 Postage	4,815	4,873	5,277	5,500	6,000	6,000	
.327 Radio & Nextel Repair	1,382	250	0	0	0	0	
.331 Travel & Lodging	860	175	0	0	0	0	
.341 Advertising	220	35	70	1,000	1,000	1,000	
.342 Printing	15,150	15,690	13,125	16,500	16,500	16,500	R
.361 Electricity	7,969	9,421	7,050	11,500	11,500	11,000	Q
.374 Park Maintenance	47,370	72,829	71,444	76,500	76,500	104,900	T
.384 Computer Equip. Maint.	6,909	5,178	6,883	8,500	8,500	8,500	
.420 Dues & Subscriptions	540	864	919	1,000	1,000	1,200	
.450 Contracted Services	63,392	65,966	85,330	100,000	90,000	100,000	P
.452 Tree Trimming	4,215	395	425	10,000	10,000	10,000	P
.460 Mtg. Conf Training	1,735	1,012	2,582	3,000	3,000	3,000	
Sub-total	549,008	540,290	595,507	645,400	718,490	720,919	

**DOYLESTOWN TOWNSHIP
PARK & RECREATION OPERATIONS FUND
INCOME AND EXPENDITURE SCHEDULE
(CONTINUED)**

	2011 ACTUAL	2012 ACTUAL	2013 ACTUAL	2014 REVISED	2014 BUDGET	2015 PROPOSED BUDGET	SCHEDULE A -Z
.820 Dog Park Improvement/Maint	0	0	8,831	12,000	12,000	15,000	P
.821 Dog Park Improvement/Operations	0	0	482	1,200	5,000	1,000	
	-----	-----	-----	-----	-----	-----	
Sub-total	0	0	9,314	13,200	17,000	16,000	

**DOYLESTOWN TOWNSHIP
PARK & RECREATION OPERATIONS FUND
INCOME AND EXPENDITURE SCHEDULE
(CONTINUED)**

	2011 ACTUAL	2012 ACTUAL	2013 ACTUAL	2014 REVISED	2014 BUDGET	2015 PROPOSED BUDGET	SCHEDULE A -Z
.883 Kids Castle Related Expenses	0	3,511	0	21,655	40,000	1,500	
	-----	-----	-----	-----	-----	-----	
Sub-total	0	3,511	0	21,655	40,000	1,500	
(15-05-459)							
459 P&R: CULTURE-RECREATION							
.700 Cent.Park - Save Kids Castle	0	0	170,034	100,000	100,000	35,000	
.725 Cent. Park - Sensory Trail	0	0	4,350	80,000	442,380	362,380	
	-----	-----	-----	-----	-----	-----	
Sub-total	0	0	174,383	180,000	542,380	397,380	
	=====	=====	=====	=====	=====	=====	
TOTAL EXPENDITURES	549,008	543,802	779,204	860,255	1,317,870	1,135,799	
	=====	=====	=====	=====	=====	=====	
EXCESS REVENUES (EXPEND.)	(20,585)	119,641	149,235	120,346	68,603	(229,959)	
REMAINING RESERVE	(111)	119,530	268,765	389,111	242,435	159,153	

DOYLESTOWN TOWNSHIP
DEBT SERVICE FUND
INCOME AND EXPENDITURE SCHEDULE
2015 Budget Fund 17
Millage 2.50

	2011 ACTUAL	2012 ACTUAL	2013 ACTUAL	2014 REVISED	2014 BUDGET	2015 PROPOSED BUDGET	SCHEDULE A - Z
RESERVE FOR DEBT SERVICE REVENUES	681,835	303,814	211,837	119,112	118,473	238,695	
(15-17-301)							
301 REAL PROPERTY TAXES							
.100 RE Tax Cur. Yr.	196,814	523,855	523,886	714,521	714,521	591,835	A
.200 RE Tax Prior Yr.	0	0	0	1,000	1,000	1,000	
.400 RE Tax Delqt.	2,110	6,361	5,340	6,000	6,000	6,000	A
Sub-total	198,924	530,216	529,225	721,521	721,521	598,835	
(15-17-341)							
341 INTEREST & RENTS							
.010 Interest Earned	1,164	486	223	214	1,500	220	C
Sub-total	1,164	486	223	214	1,500	220	
(15-17-380)							
380 MISC. REVENUE							
.150 Revenue from DTMA	84,083	84,089	84,009	80,856	84,100	80,242	B
Sub-total	84,083	84,089	84,009	80,856	84,100	80,242	
TOTAL REVENUES	284,171	614,790	613,458	802,591	807,121	679,297	

**DOYLESTOWN TOWNSHIP
DEBT SERVICE FUND
INCOME AND EXPENDITURE SCHEDULE
(CONTINUED)**

	2011 ACTUAL	2012 ACTUAL	2013 ACTUAL	2014 REVISED	2014 BUDGET	2015 PROPOSED BUDGET	SCHEDULE A-Z
EXPENDITURES							
(15-17-471)							
471 DEBT PRINCIPAL							
.093 DVRFA Loan	501,000	519,000	537,000	556,000	556,000	576,000	M
.098 Term Loan 410,000/12	37,940	77,934	80,575	84,504	84,504	87,291	M
	-----	-----	-----	-----	-----	-----	
Sub-total	538,940	596,934	617,575	640,504	640,504	663,291	
(15-17-472)							
472 DEBT SERVICE INTEREST							
.098 Term Loan 410,000*.0325	6,589	11,124	8,483	4,544	4,544	1,767	M
.302 DVRFA Loan	116,664	98,710	80,125	37,960	60,887	10,445	M
	-----	-----	-----	-----	-----	-----	
Sub-total	123,253	109,834	88,607	42,504	65,431	12,211	
(10-05-07-473-000-)							
TOTAL EXPENDITURES	662,192	706,768	706,182	683,008	705,935	675,502	
EXCESS REVENUES (EXPEND.)	(378,021)	(91,978)	(92,725)	119,583	101,186	3,795	
REMAINING RESERVE	303,814	211,837	119,112	238,695	219,659	242,490	

**DOYLESTOWN TOWNSHIP
CAPITAL PROJECTS FUND
INCOME AND EXPENDITURE SCHEDULE
Budget 2015 Fund 18**

	2011 ACTUAL	2012 ACTUAL	2013 ACTUAL	2014 REVISED	2014 BUDGET	2015 PROPOSED BUDGET
RESERVE FOR CAPITAL PROJECTS FUND	0	0	0	0	0	0
REVENUES						
(15-18-392)						
392 INTERFUND OPERATING TRANSFER						
.010 Transf./Gen. Fund	0	0	0	20,000	0	116,000
Sub-total	0	0	0	20,000	0	116,000
(15-18-393)						
393 PROCEEDS OF GENERAL LONG TERM DEBT						
.000 Proceeds from L/T Debt						
.170 Proceeds from Loan						
Sub-total	0	0	0	0	0	0
TOTAL REVENUE	0	0	0	20,000	0	116,000

**DOYLESTOWN TOWNSHIP
CAPITAL PROJECTS FUND
INCOME AND EXPENDITURE SCHEDULE**

	2011 ACTUAL	2012 ACTUAL	2013 ACTUAL	2014 REVISED	2014 BUDGET	2015 PROPOSED BUDGET
EXPENDITURES						
(15-18-408)						
313 ENGINEERING						
.313 Capital Project Engineering	0	0	0	20,000	0	116,000
Sub-total	0	0	0	20,000	0	116,000
TOTAL EXPENDITURES	0	0	0	20,000	0	116,000
EXCESS REVENUES (EXPEND.)	0	0	0	0	0	0
REMAINING RESERVE	0	0	0	0	0	0

**DOYLESTOWN TOWNSHIP
OFF-SITE IMPROVEMENT FUND
INCOME AND EXPENDITURE SCHEDULE
2015 Budget Fund 21**

	2011 ACTUAL	2012 ACTUAL	2013 ACTUAL	2014 REVISED	2015 PROPOSED BUDGET	SCHEDULE A - Z
RESERVE FOR OFF-SITE IMPROVEMENT FUND	839,490	750,463	725,560	832,489	515,362	
REVENUES						
(15-21-341)						
341 INTEREST & RENTS						
.010 Interest Earned	1,169	1,058	962	1,175	1,200	
Sub-total	<u>1,169</u>	<u>1,058</u>	<u>962</u>	<u>1,175</u>	<u>1,200</u>	
(15-21-350)						
350 INTERGOVERNMENTAL REVENUES						
.330 Intergovernmental Revenues	0	0	0	0	70,000	
Sub-total	<u>0</u>	<u>0</u>	<u>0</u>	<u>0</u>	<u>70,000</u>	
(15-21-357)						
357 LOCAL GOVT OPER. GRANTS						
.200 Community Development Grant	8,750	76,437	0	564,200	232,000	
Sub-total	<u>8,750</u>	<u>76,437</u>	<u>0</u>	<u>564,200</u>	<u>232,000</u>	
367 FEES IN LIEU OF RECREATION						
.500 Fees in Lieu of Recreation	0	0	0	2,500	2,500	
Sub-total	<u>0</u>	<u>0</u>	<u>0</u>	<u>2,500</u>	<u>2,500</u>	
(15-21-387)						
387 CONTRIBUTIONS & DONATIONS FROM PRIVATE SOURCE						
.000 Contributions	26,352	21,688	138,375	10,000	10,000	
.100 Memorial Tree - Shade Tree	150	0	0	0	0	
Sub-total	<u>26,502</u>	<u>21,688</u>	<u>138,375</u>	<u>10,000</u>	<u>10,000</u>	
(15-21-392)						
TOTAL REVENUE	<u><u>36,421</u></u> 0	<u><u>99,183</u></u> 0	<u><u>139,337</u></u> 0	<u><u>577,875</u></u> 0	<u><u>315,700</u></u>	

**DOYLESTOWN TOWNSHIP
OFF-SITE IMPROVEMENT FUND
INCOME AND EXPENDITURE SCHEDULE**

	2011 ACTUAL	2012 ACTUAL	2013 ACTUAL	2014 REVISED	2015 PROPOSED BUDGET	SCHEDULE A-Z
EXPENDITURES						
(15-21-439)						
439 HIGHWAY CONSTRUCTION AND REPAIRS						
.670 HW CONSTRUCTION HWY CONST	44,828	0	0	0	0	
	-----	-----	-----	-----	-----	
Sub-total	44,828	0	0	0	0	
(15-21-453)						
453 SPECTATOR RECREATION						
.706 Cap. Imp. Miscellaneous	53	14,277	648	20,000	17,500	L
.707 Cap. Imp. Sandy Ridge Road	15,897	0	0	0	0	
.711 Cap. Imp. Burpee Road	3,711	0	14,917	557	0	
.712 Cap. Imp. N. Shady Retreat	0	0	0	0	0	
.713 Cap. Imp. Shady Retreat	47,619	31,951	0	0	0	
.714 Cap. Imp. Heritage/NBRP	0	0	0	0	295,000	L
.718 Cap. Imp. Destination Peace Valley	4,900	71,940	0	400,000	50,000	L
.719 Cap. Imp. Destination Neshaminy Green Trail	0	0	13,700	467,144	50,456	L
	-----	-----	-----	-----	-----	
Sub-total	72,179	118,168	29,265	887,701	412,956	
(15-21-455)						
455 SHADE TREES						
.701 Capital Purchases	8,440	4,410	3,143	5,000	0	L
	-----	-----	-----	-----	-----	
Sub-total	8,440	4,410	3,143	5,000	0	
(15-21-461)						
.711 CONSERVATION OF NATURAL RESOURCES	0	1,508	0	2,300	2,300	
	-----	-----	-----	-----	-----	
Sub-total	0	1,508	0	2,300	2,300	
	=====	=====	=====	=====	=====	
TOTAL EXPENDITURES	125,448	124,086	32,408	895,001	415,256	
	=====	=====	=====	=====	=====	
EXCESS REVENUES (EXPEND.)	(89,027)	(24,903)	106,929	(317,126)	(99,556)	
REMAINING RESERVE	750,463	725,560	832,489	515,362	415,806	

**DOYLESTOWN TOWNSHIP
CAPITAL FUND RAISING FUND
INCOME AND EXPENDITURE SCHEDULE
Budget 2015 Fund 23**

	2011 ACTUAL	2012 ACTUAL	2013 ACTUAL	2014 REVISED	2014 BUDGET	2015 PROPOSED BUDGET	SCHEDULE A - Z
RESERVE FOR CAPITAL FUND RAISING	280,287						
RESERVE FOR PERFORMING ARTS		322,407	345,597	287,952	287,952	302,320	
REVENUES							
(15-23-341)							
341 INTEREST & RENTS							
.010 Interest Earned	427	520	401	285	500	285	C
Sub-total	427	520	401	285	500	285	
(15-23-367)							
367 CULTURE-RECREATION							
.001 Oktoberfest	50,000	0	0	0	0	0	
.002 Golf Outing	29,045	29,810	29,950	33,814	30,000	30,000	B
.003 5K Race	0	750	0	0	0	0	
.004 Summer Concerts	32,994	32,758	29,514	32,511	30,000	30,000	B
.090 No Child Left Inside	850	1,900	0	0	0	0	
Sub-total	112,889	65,218	59,464	66,325	60,000	60,000	
(15-23-391)							
TOTAL REVENUE	113,316	65,738	59,866	66,610	60,500	60,285	

**DOYLESTOWN TOWNSHIP
CAPITAL FUND RAISING FUND
INCOME AND EXPENDITURE SCHEDULE**

	2011 ACTUAL	2012 ACTUAL	2013 ACTUAL	2014 REVISED	2014 BUDGET	2015 PROPOSED BUDGET	SCHEDULE A-Z
EXPENDITURES							
(15-23-453)							
453 FUND RAISING							
.401 Golf Outing	12,117	12,017	13,682	17,241	15,000	15,000	U
.404 Summer Concerts	15,005	17,828	20,622	20,000	25,000	25,000	U
.409 No Child Left Inside	1,094	359	0	0	0	0	
	-----	-----	-----	-----	-----	-----	
Sub-total	28,216	30,205	34,304	37,241	40,000	40,000	
(15-23-454)							
454 PARKS							
.720 Amphitheater Central Park	42,980	12,344	66,939	15,000	80,000	150,000	L
.721 Central Park Trail	0	0	0	0	0	65,000	L
.722 Trail by Game Grove	0	0	0	0	0	80,000	L
	-----	-----	-----	-----	-----	-----	
Sub-total	42,980	12,344	66,939	15,000	80,000	295,000	
492 INTERFUND OPERATING TRANSFER							
.005 Interfund Transfer To P &R	0	0	16,268	0	0	0	F
	-----	-----	-----	-----	-----	-----	
Sub-total	0	0	16,268	0	0	0	
	=====	=====	=====	=====	=====	=====	
TOTAL EXPENDITURES	71,196	42,549	117,511	52,241	120,000	335,000	
	=====	=====	=====	=====	=====	=====	
EXCESS REVENUES (EXPEND.)	42,120	23,190	(57,645)	14,369	(59,500)	(274,715)	
REMAINING RESERVE	322,407	345,597	287,952	302,320	228,452	27,605	

**DOYLESTOWN TOWNSHIP
RETENTION BASIN FUND
INCOME AND EXPENDITURE SCHEDULE
Budget 2015 Fund 25**

	2011 ACTUAL	2012 ACTUAL	2013 ACTUAL	2014 REVISED	2014 BUDGET	2015 PROPOSED BUDGET	SCHEDULE
Reserve for Retention Basin Fund	102,173	87,852	87,981	83,083	81,093	70,866	A-Z
REVENUES (15-25-341)							
341 INTEREST & RENTS							
.010 Interest Earned	143	130	101	83	100	83	C
Sub-total	143	130	101	83	100	83	
TOTAL REVENUE	143	130	101	83	100	83	

**DOYLESTOWN TOWNSHIP
RETENTION BASIN FUND
INCOME AND EXPENDITURE SCHEDULE**

	2011 ACTUAL	2012 ACTUAL	2013 ACTUAL	2014 REVISED	2014 BUDGET	2015 PROPOSED BUDGET	SCHEDULE
EXPENDITURES (15-25-461)							
461 RESOURCE CONSERVATION							
.711 Capital Construction	11,311	0	0	2,300	2,300	2,300	
Sub-total	11,311	0	0	2,300	2,300	2,300	
(15-25-492)							
492 INTERFUND OPERATING TRANSFER							
.010 Transfer to General Fund	3,154	0	5,000	10,000	5,000	15,000	F
Sub-total	3,154	0	5,000	10,000	5,000	15,000	
TOTAL EXPENDITURES	14,465	0	5,000	12,300	7,300	17,300	
EXCESS REVENUES (EXPEND.)	(14,321)	130	(4,899)	(12,217)	(7,200)	(17,217)	
REMAINING RESERVE	87,852	87,981	83,083	70,866	73,893	53,649	

**DOYLESTOWN TOWNSHIP
BIKE & HIKE FUND
INCOME AND EXPENDITURE SCHEDULE
Budget 2015 Fund 27**

	<u>2011 ACTUAL</u>	<u>2012 ACTUAL</u>	<u>2013 ACTUAL</u>	<u>2014 REVISED</u>	<u>2014 BUDGET</u>	<u>2015 PROPOSED BUDGET</u>	SCHEDULE
RESERVE FOR BIKE & HIKE FUND	17,353	17,378	9,717	10,629	10,331	10,640	A-Z
REVENUES (15-27-341)							
341 INTEREST & RENTS							
.010 Interest Earned	24	15	12	11	25	11	C
Sub-total	----- 24	----- 15	----- 12	----- 11	----- 25	----- 11	
387 CONTRIBUTIONS & DONATIONS							
.000 Contributions	0	3,595	900	0	0	0	
Sub-total	----- 0	----- 3,595	----- 900	----- 0	----- 0	----- 0	
TOTAL REVENUE	=====	=====	=====	=====	=====	=====	
	24	3,610	912	11	25	11	

**DOYLESTOWN TOWNSHIP
BIKE & HIKE FUND
INCOME AND EXPENDITURE SCHEDULE**

	<u>2011 ACTUAL</u>	<u>2012 ACTUAL</u>	<u>2013 ACTUAL</u>	<u>2014 REVISED</u>	<u>2014 BUDGET</u>	<u>2015 PROPOSED BUDGET</u>	SCHEDULE
EXPENDITURES (15-27-453)							
453 SPECTATOR RECREATION							
.400 Cultural and Recreational Expense	0	11,270	0	0	0	0	
Sub-total	----- 0	----- 11,270	----- 0	----- 0	----- 0	----- 0	
TOTAL EXPENDITURES	=====	=====	=====	=====	=====	=====	
	0	11,270	0	0	0	0	
EXCESS REVENUES (EXPEND.)	=====	=====	=====	=====	=====	=====	
REMAINING RESERVE	24	(7,661)	912	11	25	11	
	17,378	9,717	10,629	10,640	10,356	10,651	

**DOYLESTOWN TOWNSHIP
OPEN SPACE LAND PRESERVATION FUND
INCOME AND EXPENDITURE
Budget 2015 Fund 29**

	2011 ACTUAL	2012 ACTUAL	2013 ACTUAL	2014 REVISED	2014 BUDGET	2015 PROPOSED BUDGET	SCHEDULE A-Z
RESERVE FOR OPEN SPACE FUND	268	269	269	270	919	271	
REVENUES							
(15-29-341)							
341 INTEREST & RENTS							
.010 Interest Earned	1	0	1	0	2	1	
Sub-total	1	0	1	0	2	1	
(15-29-392)							
392 INTERFUND OPERATING TRANSFER							
.010 Trnsf. From General Fund	5,500	0	6,400	6,991	6,000	0	
.500 Trnsf. From Capital Reserve	0	0	0	0	0	0	F
Sub-total	5,500	0	6,400	6,991	6,000	0	
TOTAL REVENUE	5,501	0	6,401	6,991	6,002	1	

**DOYLESTOWN TOWNSHIP
OPEN SPACE LAND PRESERVATION FUND
INCOME AND EXPENDITURE SCHEDULE**

	2011 ACTUAL	2012 ACTUAL	2013 ACTUAL	2014 REVISED	2014 BUDGET	2015 PROPOSED BUDGET	SCHEDULE A-Z
EXPENDITURES							
(15-29-461)							
461 CONSERVATION OF NATURAL RESOURCES							
.710 Match on Open Space Land Preservation Easements	0	0	0	0	0	0	
.711 Open Space Acquisition	5,500	0	6,400	6,991	6,350	0	
Sub-total	5,500	0	6,400	6,991	6,350	0	
TOTAL EXPENDITURES	5,500	0	6,400	6,991	6,350	0	
EXCESS REVENUES (EXPEND.)	1	0	1	0	(348)	1	
REMAINING RESERVE	269	269	270	271	571	271	

DOYLESTOWN TOWNSHIP
 CAPITAL RESERVE IMPROVEMENT FUND
 INCOME AND EXPENDITURE SCHEDULE
 2015 Budget Fund 31

	2011 ACTUAL	2012 ACTUAL	2013 ACTUAL	2014 REVISED	2014 BUDGET	2015 PROPOSED BUDGET	SCHEDULE A - Z
RESERVE FOR CAPITAL RESERVE FUND	684,048	574,610	869,808	1,354,868	1,137,148	1,512,513	
REVENUES (15-31-341)							
341 INTEREST & RENTS							
.010 Interest Earned	1,902	976	1,107	1,180	1,500	1,200	C
.012 Interest Revenue PLGIT-CD/MM	0	0	0	0	0	0	
Sub-total	1,902	976	1,107	1,180	1,500	1,200	
354 STATE OPERATING GRANTS							
.030 ARLE Grant	0	0	0	260,000	390,000	130,000	D
Sub-total	0	0	0	260,000	390,000	130,000	
387 CONTRIBUTIONS & DONATIONS FROM PRIVATE SOURCE							
.000 Contributions	100	0	0	0	0	0	
Sub-total	100	0	0	0	0	0	

DOYLESTOWN TOWNSHIP
 CAPITAL RESERVE IMPROVEMENT FUND
 INCOME AND EXPENDITURE SCHEDULE

	2011 ACTUAL	2012 ACTUAL	2013 ACTUAL	2014 REVISED	2014 BUDGET	2015 PROPOSED BUDGET	SCHEDULE A - Z
(15-31-392)							
392 INTERGOVERNMENTAL TRANSFERS							
.010 Transf./ Gen. Fund	0	1,075,942	850,000	850,000	850,000	0	
Sub-total	0	1,075,942	850,000	850,000	850,000	0	
(15-31-393)							
393 PROCEEDS OF GENERAL LONG TERM DEBT							
.000 Proceeds from L/T Debt	0	0	185,997	0	0	0	
.170 Proceeds from Loan	410,000	0	0	0	0	0	
Sub-total	410,000	0	185,997	0	0	0	
(15-31-395)							
395 OTHER REVENUES							
.000 Refund Prior Yrs. Exp Balance	0	498	20,182	0	0	0	
Sub-total	0	498	20,182	0	0	0	
TOTAL REVENUES	412,002	1,077,416	1,057,286	1,111,180	1,241,500	131,200	

**DOYLESTOWN TOWNSHIP
CAPITAL RESERVE IMPROVEMENT FUND
INCOME AND EXPENDITURE SCHEDULE**

	2011 ACTUAL	2012 ACTUAL	2013 ACTUAL	2014 REVISED	2014 BUDGET	2015 PROPOSED BUDGET	SCHEDULE A-Z
EXPENDITURES							
(15-31-400)							
400 GENERAL GOVERNMENT							
.345 Misc.	0	0	0	0	0	0	
.750 Capital Purchase	12,245	25,039	15,018	37,997	40,000	0	L
Sub-total	12,245	25,039	15,018	37,997	40,000	0	
(15-31-409)							
409 GENERAL GOV'T BUILDING							
.730 Capital Purchase	179,230	11,902	19,881	44,110	200,110	65,000	L
Sub-total	179,230	11,902	19,881	44,110	200,110	65,000	
(15-31-410)							
410 POLICE PROTECTION							
.750 Capital Purchase	9,980	3,611	6,675	156,412	107,010	30,000	L
Sub-total	9,980	3,611	6,675	156,412	107,010	30,000	
(15-31-411)							
411 FIRE PROTECTION AND INSP							
.750 Capital Purchases	0	10,000	0	0	0	0	
Sub-total	0	10,000	0	0	0	0	
(15-31-412)							
412 POLICE VEHICLE EXPENSE							
.740 Police Vehicles	31,718	17,820	76,753	10,000	10,000	0	
Sub-total	31,718	17,820	76,753	10,000	10,000	0	
(15-31-414)							
414 CODE ENFORCEMENT EXPENSE							
.700 Capital Purchases - Permit Scanning Project	0	0	0	0	0	19,000	L
Sub-total	0	0	0	0	0	19,000	

DOYLESTOWN TOWNSHIP
CAPITAL RESERVE IMPROVEMENT FUND
INCOME AND EXPENDITURE SCHEDULE

	2011 ACTUAL	2012 ACTUAL	2013 ACTUAL	2014 REVISED	2014 BUDGET	2015 PROPOSED BUDGET	SCHEDULE A - Z
(15-31-429)							
429 STORMWATER DEPARTMENT							
.750 Maintenance & Restoration	0	9,311	335	25,000	25,000	25,000	L
Sub-total	0	9,311	335	25,000	25,000	25,000	
(15-31-430-)							
430 HIGHWAY MAINTENANCE							
.672 Constr. Cont.	46,780	0	0	0	0	0	
.740 Equipment Purch.	30,000	46,250	169,777	0	0	0	
Sub-total	76,780	46,250	169,777	0	0	0	
(15-31-433)							
433 HIGHWAY MAINTENANCE TRAFFIC							
.740 Capital Purchase	36,618	146,379	6,045	18,000	460,000	246,000	L
Sub-total	36,618	146,379	6,045	18,000	460,000	246,000	
(15-31-434)							
434 STREET LIGHT MAINTENANCE							
.700 Capital Purchase - Street Lt Reduction Project	0	0	0	0	0	60,000	L
Sub-total	0	0	0	0	0	60,000	
(15-31-439)							
439 HWY CONSTRUCTION & REBUILDING							
.245 Hwy. Maint. Supls.	140,000	489,171	220,574	580,261	500,000	400,000	L
.246 Burpee Road Project	0	0	0	0	0	40,000	L
.672 Traffic Calming	0	0	25,310	0	0	0	L
Sub-total	140,000	489,171	245,884	580,261	500,000	440,000	

DOYLESTOWN TOWNSHIP
CAPITAL RESERVE IMPROVEMENT FUND
INCOME AND EXPENDITURE SCHEDULE

	2011 ACTUAL	2012 ACTUAL	2013 ACTUAL	2014 REVISED	2014 BUDGET	2015 PROPOSED BUDGET	SCHEDULE A - Z
(15-31-454)							
454 PARKS							
.720 Capital Imprv.	0	22,735	0	63,456	123,100	50,000	L
.750 Parks Equipment	34,868	0	31,857	18,300	18,300	0	L
Sub-total	34,868	22,735	31,857	81,756	141,400	50,000	
TOTAL EXPENDITURES	521,439	782,219	572,225	953,536	1,483,520	935,000	
EXCESS REVENUES (EXPEND.)	(109,437)	295,198	485,061	157,644	(242,020)	(803,800)	
REMAINING RESERVE	574,610	869,808	1,354,868	1,512,513	895,128	708,713	

Doylestown Township
 STATE LIQUID FUELS INCOME AND
 EXPENDITURE SCHEDULE
 Budget 2015 Fund 35

	2011 ACTUAL	2012 ACTUAL	2013 ACTUAL	2014 REVISED	2014 BUDGET	2015 PROPOSED BUDGET	SCHEDULE A-Z
RESERVE FOR STATE LIQUID FUELS	59,819	109,216	267,413	286,857	286,857	254,870	
REVENUES (15-35-341)							
341 INTEREST & RENTS							
.010 Interest Earned	217	396	1,050	747	250	740	
Sub-total (15-35-355)	217	396	1,050	747	250	740	
355 STATE SHARED REVENUE AND E							
.016 State Road Turnback	1,360	1,360	1,360	1,360	1,360	1,360	D
.050 Est. State Liq. Fuels Tax Recpts	393,112	398,632	390,993	422,558	390,000	452,195	D
Sub-total	394,472	399,992	392,353	423,918	391,360	453,555	
392 INTERFUND OPERATING TRANSFER							
.010 Transfer from General Fund	30,121	80,445	0	0	0	0	
Sub-total	30,121	80,445	0	0	0	0	
395 OTHER REVENUES							
.000 Refund Prior Yrs. Exp	0	0	0	0	0	0	
Sub-total	0	0	0	0	0	0	
TOTAL REVENUES	424,811	480,832	393,403	424,664	391,610	454,295	

DOYLESTOWN TOWNSHIP
STATE LIQUID FUELS INCOME
AND EXPENDITURE SCHEDULE

	2011 ACTUAL	2012 ACTUAL	2013 ACTUAL	2014 REVISED	2014 BUDGET	2015 PROPOSED BUDGET	SCHEDULE A - Z
(15-35-431)							
431 STREETS & STORM DRAINS							
000 Salary Road Workers	0	0	1,735	2,383	2,383	4,500	H
Sub-total	0	0	1,735	2,383	2,383	4,500	
(15-35-432)							
432 WINTER MAINTENANCE							
.000 Snow/Ice removal	0	0	6,738	15,000	15,000	40,000	H
.148 Overtime	66	1,002	16,791	26,000	26,000	46,000	H
.220 Snow/Ice removal supplies	0	0	86,270	35,000	35,000	60,000	P
.457 Snow/Ice removal contracted services	0	0	26,793	70,000	70,000	95,000	P
Sub-total	66	1,002	136,591	146,000	146,000	241,000	
15-35-433							
433 HIGHWAY TRAFFIC CONTROL							
000 Salary Road Workers	0	0	7,651	7,635	7,635	11,600	H
Sub-total	0	0	7,651	7,635	7,635	11,600	
(15-35-433)							
433 HIGHWAY TRAFFIC CONTROL							
.250 Electricity	0	4,060	9,453	16,000	16,000	16,000	Q
Sub-total	0	4,060	9,453	16,000	16,000	16,000	
(15-35-434)							
434 STREET LIGHTING							
.361 Electricity	0	10,971	32,085	35,000	35,000	35,000	Q
Sub-total	0	10,971	32,085	35,000	35,000	35,000	
15-35-436							
436 STORM SEWERS & DRAINS							
000 Salary Road Workers	0	0	35,372	38,237	38,237	20,000	H
Sub-total	0	0	35,372	38,237	38,237	20,000	

**DOYLESTOWN TOWNSHIP
STATE LIQUID FUELS INCOME
AND EXPENDTURE SCHEDULE**

	2011 ACTUAL	2012 ACTUAL	2013 ACTUAL	2014 REVISED	2014 BUDGET	2015 PROPOSED BUDGET	SCHEDULE A - Z
15-35-437							
HIGHWAY MAINT-TOOLS & EQUIPMENT							
000 Salary Road Workers	0	0	19,642	11,396	11,396	20,000	H
	-----	-----	-----	-----	-----	-----	
Sub-total	0	0	19,642	11,396	11,396	20,000	
(15-35-438)							
438 MAINTENANCE HIGHWAYS & BRIDGES							
.000 Maint & Repairs of Roads & Bridges	0	0	1,367	0	177,365	50,000	H
.127 Salary Road Master	54,965	50,272	26,720	0	0	0	H
.144 Salary Road Workers	282,330	256,330	103,344	0	0	0	H
	-----	-----	-----	-----	-----	-----	
Sub-total	337,295	306,602	131,431	0	177,365	50,000	
(15-35-439)							
439 HWY CONSTRUCTION							
.244 Strm Sew./Drain Supls.	7,932	0	0	0	0	0	
.610 Highway Construction & Rebuilding	0	0	0	200,000	0	100,000	L
	-----	-----	-----	-----	-----	-----	
Sub-total	7,932	0	0	200,000	0	100,000	
(15-35-492)							
492 INTERFUND TRANSFERS							
.010 Transfer to General Fund	30,121	0	0	0	0	0	
	-----	-----	-----	-----	-----	-----	
Sub-total	30,121	0	0	0	0	0	
	=====	=====	=====	=====	=====	=====	
TOTAL EXPENSES	375,414	322,635	373,960	456,651	434,016	498,100	
EXCESS REVENUES (EXPEND.)	49,397	158,197	19,443	(31,987)	(42,406)	(43,805)	
REMAINING RESERVE	109,216	267,413	286,857	254,870	244,451	211,065	

**DOYLESTOWN TOWNSHIP
WATER FUND
Budget 2015 Fund 41
INCOME AND EXPENDITURE SCHEDULE**

	2011 ACTUAL	2012 ACTUAL	2013 ACTUAL	2014 REVISED	2014 BUDGET	2015 PROPOSED BUDGET	SCHEDULE A - Z
RESERVE FOR WATER FUND	41,084	41,068	46,867	34,649	90,790	140,424	
REVENUES (15-41-341)							
341 INTEREST & RENTS							
.010 Interest Earned	108	166	63	75	75	75	C
Sub-total (15-41-380)	108	166	63	75	75	75	
380 MISCELLANEOUS REVENUE							
.150 Rev. Due from DTMA	472,703	441,148	482,390	593,061	596,361	567,997	B
Sub-total	472,703	441,148	482,390	593,061	596,361	567,997	
TOTAL REVENUE	472,812	441,314	482,453	593,136	596,436	568,072	

**DOYLESTOWN TOWNSHIP
WATER FUND
INCOME AND EXPENDITURE SCHEDULE**

	2011 ACTUAL	2012 ACTUAL	2013 ACTUAL	2014 REVISED	2014 BUDGET	2015 PROPOSED BUDGET	SCHEDULE A - Z
EXPENDITURES (15-41-400)							
400 GENERAL GOV'T - WATER							
.121 Salary Mgmt.	50,473	47,367	44,331	50,825	50,825	52,177	H
.140 Salary Clerical	85,424	90,805	102,102	108,880	108,880	112,262	H
.148 Salary Clerical OT	0	0	2,608	840	4,502	3,000	H
Sub-total (15-41-448)	135,896	138,172	149,041	160,545	164,207	167,439	
448 WATER SYSTEM							
.128 Salary Super	73,853	612	0	0	0	0	
.141 Salary Mechanic	0	0	0	3,228	3,228	3,132	H
.145 Salary Water Workers	213,969	249,591	290,775	271,589	283,589	346,701	H
.147 Longevity	4,200	4,950	4,500	4,500	4,500	3,750	H
.148 Overtime Wages	28,074	27,356	35,998	35,300	30,000	32,875	H
.231 Gasoline	16,714	14,346	14,053	10,850	14,000	16,000	O
.232 Diesel	121	488	305	1,350	1,500	1,100	
Sub-total	336,931	297,344	345,631	326,817	336,817	403,558	
TOTAL EXPENDITURES	472,828	435,515	494,671	487,362	501,024	570,997	
EXCESS REVENUES (EXPEND.)	(16)	5,799	(12,218)	105,775	95,412	(2,925)	
REMAINING RESERVE	41,068	46,867	34,649	140,424	186,202	137,499	

**DOYLESTOWN TOWNSHIP
COMMUNITY SERVICE MEMORIAL FUND
2015 Budget Fund 51
INCOME AND EXPENDITURE SCHEDULE**

	2011 ACTUAL	2012 ACTUAL	2013 ACTUAL	2014 REVISED	2014 BUDGET	2015 PROPOSED BUDGET	SCHEDULE A - Z
Reserve for Community Memorial Fund	26,009	25,051	24,105	23,562	23,590	22,235	
REVENUES (15-51-341)							
341 INTEREST & RENTS							
.010 Interest Earned	36	36	28	23	30	25	
Sub-total	36	36	28	23	30	25	
(15-51-387)							
387 CONTRIBUTIONS & DONATIONS							
.000 Contributions	371	300	0	100	0	100	
Sub-total	371	300	0	100	0	100	
TOTAL REVENUE	407	336	28	123	30	125	

**DOYLESTOWN TOWNSHIP
COMMUNITY SERVICE MEMORIAL FUND
INCOME AND EXPENDITURE SCHEDULE**

	2011 ACTUAL	2012 ACTUAL	2013 ACTUAL	2014 REVISED	2014 BUDGET	2015 PROPOSED BUDGET	SCHEDULE A - Z
EXPENDITURES (15-51-451)							
451 CULTURAL RECREATION							
.361 REC Light/Tri-Park Electric	1,204	1,151	571	1,000	1,000	1,000	
.365 REC Materials/Supplies Tri Park	161	131	0	150	150	150	
.500 Grants, Cont. & Subsidies	0	0	0	300	300	300	
TOTAL EXPENDITURES	1,365	1,282	571	1,450	1,450	1,450	
EXCESS REVENUES (EXPEND.)	(958)	(946)	(543)	(1,327)	(1,420)	(1,325)	
REMAINING RESERVE	25,051	24,105	23,562	22,235	22,170	20,910	

**DOYLESTOWN TOWNSHIP
AMBULANCE CORP
Budget 2015 Fund 52**

INCOME AND EXPENDITURE	2011 ACTUAL	2012 ACTUAL	2013 ACTUAL	2014 REVISED	2015 PROPOSED BUDGET	SCHEDULE A - Z
Millage .25	410	1,077	9,513	15,915	16,756	
RESERVE FOR AMBULANCE FUND						
REVENUES						
(15-52-301)						
301 REAL PROPERTY TAXES						
.100 Real Estate Tax Current	65,605	65,529	65,486	64,956	65,759	A
.200 Real Estate Tax Prior Year	0	0	0	200	200	
.400 Real Estate Tax Delinquent	703	748	667	732	730	A
	-----	-----	-----	-----	-----	
Sub-total	66,308	66,277	66,153	65,888	66,689	
(15-52-341)						
341 INTEREST & RENTS						
.010 Interest Earned	27	37	36	35	34	
	-----	-----	-----	-----	-----	
Sub-total	27	37	36	35	34	
(15-52-392)						
392 INTERFUND OPERATING TRANSFERS						
.010 Transfer from General Fund	899	0	0	0	0	
	-----	-----	-----	-----	-----	
Sub-total	899	0	0	0	0	
	=====	=====	=====	=====	=====	
TOTAL REVENUES	67,234	66,314	66,189	65,923	66,723	

**DOYLESTOWN TOWNSHIP
AMBULANCE CORP
INCOME AND EXPENDITURE SCHEDULE**

	2011 ACTUAL	2012 ACTUAL	2013 ACTUAL	2014 REVISED	2015 PROPOSED BUDGET	SCHEDULE A-Z
EXPENDITURES (15-52-415)						
415 EMERGENCY MANAGEMENT AND CO .500 AMBULANCE CORP CONTRIBUTION	66,567	57,878	59,788	65,082	65,197	N
	-----	-----	-----	-----	-----	
Sub-total	66,567	57,878	59,788	65,082	65,197	
	=====	=====	=====	=====	=====	
TOTAL EXPENDITURES	66,567	57,878	59,788	65,082	65,197	
	=====	=====	=====	=====	=====	
EXCESS REVENUES (EXPEND.)	667	8,436	6,402	841	1,526	
REMAINING RESERVE	1,077	9,513	15,915	16,756	18,282	

**SCHEDULE A
ESTIMATED INCOME FROM REAL ESTATE TAX**

	GENERAL FUND	AMBULANCE CORP.	FIRE TAX	PARK & REC FUND	DEBT SERVICE FUND
2015 Estimate Assess Value	268,405,940	268,405,940	268,405,940	268,405,940	268,405,940
2015 TAX	5.75	0.25	1.25	0.75	2.25
Est. Gross Income before adjustment	1,543,334	67,101	335,507	201,304	603,913
(a) less average 2% for discount	<u>30,867</u>	<u>1,342</u>	<u>6,710</u>	<u>4,026</u>	<u>12,078</u>
Tax Revenue Available for appropriation	1,512,467	65,759	328,797	197,278	591,835
AVAILABLE REVENUE					
1 Mill, equals	268,406				
3/4 Mill, equals	201,304				
1/2 Mill, equals	134,203				
1/4 Mill, equals	67,101				

SCHEDULE A (Continued)

ESTIMATED INCOME FROM REAL ESTATE TAX

		2011	2012	2013	2014	2015
GENERAL FUND		7.25 Mills	6.00 Mills	6.00 Mills	5.75 Mills	5.75 Mills
2-01-301-100	Current Real Estate	1,840,757	1,568,057	1,561,938	1,364,086	1,512,467
2-01-301-300	Delinquent	13,381	16,002	17,561	17,561	16,500
2-01-301-600	Interim	0				
AMBULANCE CORP ACCOUNT		.25 Mills	.25 Mills	.25 Mills	.25 Mills	.25 Mills
2-52-383-110	Current Real Estate	63,474	65,336	65,081	64,956	65,759
2-52-383-130	Delinquent	787	667	732	732	730
FIRE TAX ACCOUNT		1.25 Mills	1.25 Mills	1.25 Mills	1.25 Mills	1.25 Mills
2-03-383-110	Current Real Estate	317,372	326,678	325,404	324,782	328,797
2-03-383-130	Delinquent	3,936	3,334	3,659	3,659	3,700
PARK & REC FUND ACCOUNT		.75 Mills	.75 Mills	.75 Mills	.75 Mills	.75 Mills
2-05-383-110	Current Real Estate	190,423	196,007	194,869	194,869	197,278
2-05-383-130	Delinquent	2,361	2,000	2,195	2,195	2,200
DEBT SERVICE FUND ACCOUNT		.75 Mills	2.00 Mills	2.00 Mills	2.75 Mills	2.75 Mills
2-17-383-110	Current Real Estate	190,423	522,686	520,646	714,521	591,835
2-17-383-130	Delinquent	2,361	5,334	5,854	5,854	6,000

**SCHEDULE B
LOCAL ENABLING ACT TAXES, PENALTIES
LICENSES, PERMITS, FINES AND FEES
BUDGET YEAR 2015**

2011 Budget 2012 Budget 2013 Budget 2014 Budget 2015 Budget

GENERAL FUND ACCOUNT

01-310-100	Real Estate Trans.	465,000	310,000	310,000	440,000	444,000
01-321-800	Cable TV Franchise	184,000	184,000	184,000	180,302	180,000
01-321-801	FIOS TV Franchise	125,000	125,000	125,000	205,560	210,000
01-331-110	Vehicle Code Fines	60,000	60,000	60,000	35,000	40,000
01-359-100	Payment in lieu of taxes	19,826	19,826	19,826	19,825	19,825
01-359-200	Neshaminy Manor Cover	10,000	10,000	10,000	10,000	10,000
01-361-300	Subdivision Land Development	22,623	14,172	36,200	20,000	17,500
01-361-340	Zoning Hearing Fees	5,000	7,000	6,000	8,500	5,000
01-361-360	Escrow Admin. Fees	10,000	3,500	3,500	6,000	12,500
01-361-400	News Letter Ad Revenue	16,976	12,305	12,000	12,000	12,000
01-361-502	Cell Tower Lease	56,000	58,000	62,000	62,000	62,000
01-362-100	Special Police Services	40,000	40,000	37,000	35,000	30,000
01-362-110	Sale, Accident Reports	7,500	7,500	9,200	8,500	8,500
01-362-410	Building Permits	120,000	140,000	150,000	325,000	184,000
01-362-411	Mechanical Permits	13,864	20,280	11,000	20,000	17,000
01-362-430	Plumbing Permits	7,787	9,452	13,325	10,000	8,500

SCHEDULE B (Continued)
LOCAL ENABLING ACT TAXES, PENALTIES
LICENSES, PERMITS, FINES AND FEES
FOR BUDGET YEAR 2015

GENERAL FUND ACCOUNT

		<u>2010 Budget</u>	<u>2011 Budget</u>	<u>2012 Budget</u>	<u>2013 Budget</u>	<u>2014 Budget</u>	<u>2015 Budget</u>
01-380-100	Sale Surplus Equipment	12,000	12,000	15,000	15,000	15,000	15,000

Acct. 01-310-200 Earned Income Tax:

Budget Total **\$3,800,000**

Acct. 01-310-500 Local Services Tax

Tax is \$52.00 per person for employment inside of Doylestown Township. Keystone Collections will collect tax.

Budget Total **\$540,000**

Acct. 01-380-150 Revenue due from the Municipal Authority:

Office Rent (12 x \$1,319.92/mo)= 15,839

Budget Total **\$15,839**

DEBT SERVICE FUND ACCOUNT

Acct.17-380-150 Revenue due from the Municipal Authority:

Debt Service payment = 80,242

Budget Total **\$80,242**

SCHEDULE B (Continued)
LOCAL ENABLING ACT TAXES, PENALTIES, LICENSES
PERMITS, FINES AND FEES
FOR THE BUDGET YEAR 2015

GENERAL FUND (Continued)

Acct. 01-380-152 Fringe charged to DTMA
Budget Total

\$231,377

WATER FUND

Acct. 41-380-150 Revenue due from the Municipal Authority:

Administrative Salary	400.140 =	164,439
Operations Salary	448.145 =	349,833
Longevity	448.147 =	3,750
Overtime Wages	448.148 =	32,875
Gasoline	448.231 =	16,000
Diesel	448.232 =	<u>1,100</u>

\$567,997

Budget Total **\$567,997.00**

GENERAL FUND

Acct. 01-380-160 Recycling performance grant money from the State of Pennsylvania as projected.

Budget Total

\$42,500

Acct. 01-392-080 Detention Basin Contributions:

Detention Basin Fund transferred to the General Fund to defray the cost of maintaining the detention basins.

Budget Total

\$15,000

SCHEDULE B (Continued)
LOCAL ENABLING ACT TAXES, PENALTIES, LICENSES
PERMITS, FINES AND FEES
BUDGET YEAR 2015

		<u>2010 Budget</u>	<u>2011 Budget</u>	<u>2012 Budget</u>	<u>2013 Budget</u>	<u>2014 Budget</u>	<u>2015 Budget</u>
<u>RECREATION FUND</u>							
<u>ACCOUNT</u>							
05-367-275	Programs & Services	0	167,500	175,000	150,000	160,000	205,000
05-367-280	Facility Rentals & Permits	0	34,400	45,500	55,000	47,000	0
05-367-811	Ski Ticket Sales	5,000	7,500	0	0	0	0
05-367-818	Park Ticket Sales	26,000	25,000	0	0	0	0
05-367-820	Dog Park Admin Fees	12,500	15,000	0	3,500	3,000	0
05-367-825	Pavilion Rental Fees	9,000	9,000	0	0	0	0
05-367-860	Pre-School Sports & Wellness	20,000	20,000	0	0	0	0
05-367-863	Youth Sports & Wellness	45,000	32,000	0	0	0	0
05-367-865	Youth Enrichment	20,000	26,000	0	0	0	0
05-367-866	Tween/Teen Sports & Wellness	5,500	5,500	0	0	0	0
05-367-869	Adult Sports & Wellness	12,000	6,000	0	0	0	0
05-367-871	Adult Enrichment	18,000	20,000	0	0	0	0
05-367-880	Dog Park Membership Fees	0	0	0	0	12,000	12,000

P & R consolidated account numbers for budget 2015.

SCHEDULE B (Continued)
LOCAL ENABLING ACT TAXES, PENALTIES, LICENSES
PERMITS, FINES AND FEES
FOR THE BUDGET YEAR 2015

KID'S CASTLE

05-367-827	Consolidated with other P & R accounts	
Budget Total		\$0

CAPITAL FUND RAISING

23-367-002	Golf Outing	\$30,000
23-367-004	Summer Concerts	<u>\$30,000</u>
Budget Total		<u>\$60,000</u>

**SCHEDULE C
EARNINGS FROM INVESTMENTS
FOR THE BUDGET YEAR 2015**

	<u>2011</u>	<u>2012</u>	<u>2013</u>	<u>2014</u>	<u>2015</u>
	BUDGET	BUDGET	BUDGET	BUDGET	BUDGET
GENERAL FUND					
01-341-010 Interest Earnings	2,000	2,457	27,400	27,400	27,400
STATE LIQUID FUELS					
35-341-010 Interest Earnings	670	263	250	250	740
CAPITAL RESERVE					
31-341-010 Interest Earnings	3,500	2,121	2,121	1,500	1,200
OFF-SITE IMPROVEMENT					
21-341-010 Interest Earnings	1,800	1,399	1,399	800	1,200
PARK & RECREATION FUND					
05-341-010 Interest Earnings	245	219	219	219	362
DEBT SERVICE FUND					
17-341-010 Interest Earnings	2,275	1,756	1,756	1,500	220
CAPITAL FUND RAISING FUND					
23-341-010 Interest Earnings	550	496	496	500	285
DETENSION BASIN FUND					
25-341-010 Interest Earnings	330	170	150	100	83
WATER FUND					
41-341-010 Interest Earnings	185	118	186	75	75

**SCHEDULE D
GRANTS AND CONTRIBUTIONS/STATE SHARED REVENUES.
FOR THE BUDGET 2015**

		<u>2011</u>	<u>2012</u>	<u>2013</u>	<u>2014</u>	<u>2015</u>
		BUDGET	BUDGET	BUDGET	BUDGET	BUDGET
01-355-010	Public Utility	9,000	9,000	9,000	9,000	9,000
01-355-120	Foreign Casualty Pension Act 205 (General Fund)	226,439	226,439	246,752	252,483	251,742
01-355-070	Foreign Fire Ins (General Fund)	210,684	270,433	170,052	191,000	200,000
05-354-070	Community Development Grant Park & Recreation Sensory Trail	-0-	-0-	100,000	291,190	120,000
05-367-828	Kid Castle Contributions/Donations	-0-	-0-	250,000	250,000	45,000
35-355-050	State Liquid Fuels Penn DOT (State Liquid Fuel)	384,764	399,836	380,756	391,360	452,195
21-357-200	(Off-Site) Community Development Grant	-0-	-0-	705,000	500,229	232,000
31-354-030	(Capital Reserve) ARLE Grant Upgrade Traffic Signals	-0-	-0-	-0-	390,000	130,000

**SCHEDULE E
REFUNDS OF EXPENDITURES
FOR BUDGET YEAR 2015**

<u>GENERAL FUND</u>		<u>2011 BUDGET</u>	<u>2012 BUDGET</u>	<u>2013 BUDGET</u>	<u>2014 BUDGET</u>	<u>2015 BUDGET</u>
01-395-000	Refunds from Prior Year Expenditures	1,000	2,500	5,000	5,000	7,000

**SCHEDULE F
TRANSFERS TO OTHER FUNDS
FOR BUDGET YEAR 2015**

		<u>2011 BUDGET</u>	<u>2012 BUDGET</u>	<u>2013 BUDGET</u>	<u>2014 BUDGET</u>	<u>2015 BUDGET</u>
<u>GENERAL FUND</u>						
01-492-005	Transfer to Parks & Recreation Maintenance Expenditures	82,400	148,430	168,555	420,000	320,000
01-492-029	Transfer to Open Space Appraisal expenditures	5,500	0	3,000	6,350	0
01-492-031	Transfer to Capital Reserve Capital expenditures	0	1,075,942	850,000	850,000	0
<u>Retention Basin</u>						
25-492-010	Transfer to General Fund Defray basin maintenance expenses	3,154	5,000	5,000	5,000	15,000

**SCHEDULE K
TRAINING
SCHOOL, SEMINARS, CONVENTION AND TRAVEL
FOR THE BUDGET YEAR 2015**

ADMINISTRATION

Acct. 01-400-460

Seminars and training on pertinent subjects. Attendance at various conferences and conventions. Training sessions attended by Administrative staff and board and commission members.

Budget Total

\$12,000

SCHEDULE K (Continued)
TRAINING
FOR THE BUDGET YEAR 2015

DUES, SUBSCRIPTION AND SPECIAL EVENTS

Acct. 01-400-420

Subscriptions to PA Township News, and other Local Govt. oriented magazines and professional publications. Special events also included in this line item budget (Examples: Open House, Fall Festival, Employee Holiday Party, and all other).

Budget Total

\$16,325

SCHEDULE K (Continued)
TRAINING
FOR THE BUDGET YEAR 2015

POLICE TRAINING

Acct 01-410-193

Schooling Tuition reimbursement

\$5,000

Acct. 01-410-460

Sergeants, Corporals, Patrol Officers, and other training. This includes \$500 per officer and carry over from prior year as per contract. For more detailed information, see Schedule B in the proposed budget submitted by the Chief.

Budget Total

\$19,545

Acct . 01-410-461

Chief/Lieutenant – Includes \$975 each PA Chiefs Conference, \$950 each FBI NAA Training session, \$2,075 for International Chiefs of Police Conference.

Budget Total

\$4,000

**SCHEDULE L
CAPITAL PURCHASES AND EXPENDITURES 2015**

ADMINISTRATION CAPITAL PURCHASES

C/R 31-414-700	Code document scan project - old permit files	\$19,000
Budget Total		\$19,000

SCHEDULE L (Continued)
CAPITAL PURCHASES AND EXPENDITURES 2015

BUILDING CAPITAL PURCHASES

C/R 31-409-730

Public Works/Activity Center Emergency Generator

Budget Total

\$65,000

SCHEDULE L (Continued)
CAPITAL PURCHASES AND EXPENDITURES 2015

POLICE CAPITAL PURCHASES

C/R 31-410-750

Second Installment payment Police Radios

Budget Total

\$30,000

SCHEDULE L (Continued)
CAPITAL PURCHASES AND EXPENDITURES 2015

STORMWATER POLLUTION PREVENTION

31-429-750

Storm Water Bank Stabilization Costs \$25,000

Budget Total \$25,000

HIGHWAY CONSTRUCTION & REBUILDING

C/R 31-433-740

Traffic ARLE Improvements \$246,000

C/R 31-434-700

Street light upgrade to LED \$60,000

Budget Total \$306,000

\$306,000

SCHEDULE L (Continued)
CAPITAL PURCHASES AND EXPENDITURES 2015

HIGHWAY CONSTRUCTION & REBUILDING

C/R 31-439-245	Road surface restoration - Various (Overlays/Drainage, approx. 4 miles of road per year) Balance \$100K coming from 35-439-610	\$400,000
C/R 31-439-246	Burpee Road Project	\$40,000
Budget Total	\$440,000	

PARK SYSTEM CAPITAL PURCHASE

C/R 31-454-720	Turk Park Drive Way	\$50,000
Budget Total	\$50,000	

CFR 23-454-720	Amphitheater Central Park	\$150,000
CFR 23-454-721	Centtral Park Trail	\$65,000
CFR 23-454-722	Trail by Game Grove	\$80,000
Budget Total	\$295,000	<u>\$295,000</u>

P & R 05-459-700	Save Kids Castle	\$35,000
P & R 05-459-725	Sensory Trail	\$362,800
Budget Total	\$397,800	<u>\$397,800</u>

SCHEDULE L (Continued)
CAPITAL PURCHASES AND EXPENDITURES 2015

OFF-SITE IMPROVEMENT FUND

Acct.21-453-706	Spectator Recreation Miscellaneous
Budget Total	\$17,500
Acct. 21-453-714	Heritage Easton Road Project
Budget Total	\$295,000
Acct. 21-453-718	Destination Peace Valley Project
Budget Total	\$50,000
Acct. 21-453-719	Destination Neshaminy Green Trail Project
Budget Total	\$50,456

**SCHEDULE M
DEBT SERVICE SCHEDULE
FOR BUDGET YEAR 2015**

<u>PRINCIPAL</u>		2010 <u>Budget</u>	2011 <u>Budget</u>	2012 <u>Budget</u>	2013 <u>Budget</u>	2014 <u>Budget</u>	2015 <u>Budget</u>
17-471-093	DVRFA Loan	483,000	501,000	519,000	537,000	556,000	576,000
17-471-098	Term Loan	58,571	77,182	79,392	81,805	84,504	87,291

**SCHEDULE M (Continued)
DEBT SERVICE SCHEDULE
FOR BUDGET YEAR 2015**

		<u>2010</u>	<u>2011</u>	<u>2012</u>	<u>2013</u>	<u>2014</u>	<u>2015</u>
		Budget	Budget	Budget	Budget	Budget	Budget
<u>INTEREST</u>							
17-472-302	DVRFA Loan .89%	133,986	116,684	98,710	80,125	60,887	10,445
17-472-098	Term Loan 3.25%	19,885	11,772	9,867	7,253	4,544	1,767

**SCHEDULE N
PROFESSIONAL SERVICES
FOR BUDGET YEAR 2015**

General Fund

ACCT. 01-400-304

TAB – Projected needs for live televising and/or video replay of township meetings and events.

BUDGET TOTAL

\$7,500

ACCT. 01-402-000

Accounting & Auditing/Acturial Costs – Annual audit and consulting services.

BUDGET TOTAL

\$15,200

**SCHEDULE N (Continued)
PROFESSIONAL SERVICES
FOR BUDGET YEAR 2015**

General Fund

ACCT.01-403-318

Earned Income Tax Collection -Keystone Collections At 1.39% fee.

BUDGET TOTAL \$53,000

ACCT. 01-403-319

Local Services Tax Collection - A 1.75% fee is charged by Keystone Collections to collect our Local Services Tax.

BUDGET TOTAL \$9,000

ACCT. 01-404-314

Legal – retainer fee of \$20,000 for Township Solicitor, Begley, Carlin & Mandio. This account also covers Jeff Garton's attendance at ZHBs and special projects.

BUDGET TOTAL \$45,000

ACCT. 01-408-313

Engineering - Township costs for Engineering stem from attendance at Supervisors' meetings and preparation of plans and engineering assistance in a variety of areas.

BUDGET TOTAL \$150,000

ACCT.01-408-316

Traffic Engineer - Township costs for traffic Engineering stem from attendance at Supervisors' meetings and preparation of traffic plans and engineering assistance.

BUDGET TOTAL \$80,000

**SCHEDULE N (Continued)
PROFESSIONAL SERVICES
FOR BUDGET YEAR 2015**

General Fund

ACCT. 01-414-191

Planning and Zoning outside inspection services.

\$25,000

ACCT. 01-414-312

Planning Consultant - This line item accounts for support services provided by Judy Stern Goldstein not covered by developer's escrows.

BUDGET TOTAL

\$23,000

ACCT .01-414-314

Special Legal Services - This budget is used to pay for Zoning Hearing Board legal fees and Zoning Hearing Board expense for McNamara, Bolla & Williams. This will be inclusive, including legal fees for Zoning Hearing Board's advertisements, postage, photocopies, etc. This expenditure would be offset by income from a flat rate ZHB fee.

BUDGET TOTAL

\$10,000

**SCHEDULE N (Continued)
PROFESSIONAL SERVICES
FOR BUDGET YEAR 2015**

General Fund

ACCT. 01-414-500

Bucks County Household Hazardous Waste Day.

BUDGET TOTAL

\$3,000

ACCT. 01-429-313

Engineering - Septage

BUDGET TOTAL

\$625

ACCT. 01-446-313

Engineering - Township costs for Engineering stem from attendance at meetings, preparation of plans and engineering assistance pertaining to stormwater management

BUDGET TOTAL

\$25,000

**SCHEDULE 0
VEHICLE MAINTENANCE AND REPAIR
FOR BUDGET YEAR 2015**

	<u>2010</u>	<u>2011</u>	<u>2012</u>	<u>2013</u>	<u>2014</u>	<u>2015</u>	<u>EXPLANATION</u>
<u>POLICE</u>							
Acct. 01-412-231	55,000	50,600	55,000	60,000	60,000	70,000	Unleaded gas for police vehicles.
Acct. 01-412-256	6,000	5,520	6,000	6,000	6,000	5,000	Repairs made in-house, striping, lettering, and insurance deductibles, and other recommended body repairs.
Acct. 01-412-262	35,000	32,200	35,000	35,000	35,000	40,000	All minor equipment for vehicles. Such as batteries, auto tags, gas caps, decals, alternators, and bulk purchases of filters fuses, and light bulbs. Outfit two units plus new radio install deferred from 2014.
<u>ADMINISTRATION, BUILDING AND ZONING</u>							
<u>ROADS</u>							
Acct. 01-430-231	10,000	9,200	15,300	16,125	16,125	15,000	Gas for trucks in Road Dept.
Acct. 01-430-232	11,000	10,120	17,200	19,500	19,500	18,000	Diesel fuel for trucks in Road Dept.

SCHEDULE O (Continued)
VEHICLE MAINTENANCE AND REPAIR
FOR BUDGET YEAR 2015

	<u>2010</u>	<u>2011</u>	<u>2012</u>	<u>2013</u>	<u>2014</u>	<u>2015</u>	<u>EXPLANATION</u>
Acct. 01-430-374	11,000	8,280	8,200	8,200	8,000	8,000	Specialized equipment repairs, such as transmissions, etc.
Acct. 01-437-255	8,000	7,360	8,000	9,000	9,000	9,000	Repairs to large equipment such as backhoe, loader, trucks, etc.
Acct. 01-437-257	4,600	3,232	4,000	4,500	5,200	5,200	Repair/replacement of tires for the road department vehicles.
Acct. 01-437-455	6,500	5,980	5,980	8,000	8,000	8,000	Most work is done in house; however, funds in this acct. used when equip. must be repaired elsewhere.
PARK & REC							
Acct. 05-452-231	7,500	6,940	13,880	14,400	14,250	14,250	Unleaded gas for park & rec vehicles.
WATER FUND							
Acct. 41-448-231	17,500	13,500	14,000	14,000	14,000	14,000	This covers gas used by Water Dept staff. Acct. is reimbursed totally by DTMA.

**SCHEDULE P
HIGHWAY CONSTRUCTION AND MAINTENANCE
FOR BUDGET YEAR 2015**

ACCOUNT	<u>2010</u>	<u>2011</u>	<u>2012</u>	<u>2013</u>	<u>2014</u>	<u>2015</u>	<u>EXPLANATION</u>
G/F 01-430-245	5,000	4,600	5,000	16,000	16,000	25,500	Used for patching/crack sealing supplies.
G/F 01-432-220	75,000	69,000	70,000	40,000	40,000	75,000	Snow and deicer supplies such as rock salt and cinders.
G/F 01-432-457	60,000	55,200	80,000	83,000	0	0	Contracted snow removal. (*SLF)
G/F 01-433-246	9,000	8,280	13,000	23,000	25,000	25,000	Street signs, traffic control signs, paint and painting of intersections.
G/F 01-433-451	30,000	27,600	30,000	45,000	60,000	52,000	Contracted traffic signal repairs.
G/F 01-433-453	30,000	27,600	30,000	35,000	40,000	50,000	Contracted traffic control striping.
G/F 01-434-362	10,000	9,200	10,000	10,000	25,000	37,500	Street Light Repairs

SCHEDULE P (Continued)
HIGHWAY CONSTRUCTION AND MAINTENANCE
FOR BUDGET YEAR 2015

ACCOUNT	<u>2010</u>	<u>2011</u>	<u>2012</u>	<u>2013</u>	<u>2014</u>	<u>2015</u>	<u>EXPLANATION</u>
SLF 35-439-244	0	130,000	0	0	0	0	Storm sewer supplies such as stone, pipe, inlets, brick, concrete and mortar.
SLF 35-432-220	0	0	0	34,347	35,000	60,000	Snow/Ice removal supplies
SLF 35-432-457	0	0	0	42,500	70,000	95,000	Snow/Ice removal contracted services
P&R 05-452-246	3,500	3,260	1,700	2,300	2,000	4,000	Sign and traffic markings in park system and along Bike & Hike trails.
P&R 05-452-450	58,250	53,590	56,700	80,000	90,000	100,000	Mowing of basins/open spaces
P & R 05-452-452	2,298	4,215	395	5,500	10,000	10,000	Parks Tree Trimming
P & R 05-452-820	0	0	0	10,000	12,000	15,000	Dog Park Maintenance

**SCHEDULE Q
ENERGY COSTS (HEAT AND LIGHT)
For Budget Year 2015**

ACCOUNT	<u>2010</u>	<u>2011</u>	<u>2012</u>	<u>2013</u>	<u>2014</u>	<u>2015</u>	<u>EXPLANATION</u>
BUILDING AND PLANT							
Heat Fuel							
01-409-230	26,000	24,000	24,000	26,950	27,500	27,500	Heating fuel for township complex.
Light/Electricity							
01-409-361	22,000	22,000	32,000	31,000	31,000	31,000	Electricity for township complex.
HIGHWAY STREET LIGHTING							
Electricity							
35-433-250	25,935	24,472	15,000	16,000	16,000	16,000	Electricity for traffic signals.
35-434-361	70,000	64,400	57,700	62,000	35,000	35,000	Electricity for street lights.
PARK AND RECREATION							
Electricity							
05-452-361	11,700	10,764	11,000	11,500	11,500	11,000	Electricity for parks.

SCHEDULE R
TELEPHONE, POSTAGE, PRINTING AND ADVERTISING
For Budget Year 2015

ACCOUNT	<u>2010</u>	<u>2011</u>	<u>2012</u>	<u>2013</u>	<u>2014</u>	<u>2015</u>	<u>EXPLANATION</u>
TELEPHONE:							
ADMINISTRATION							
01-400-321	25,000	23,000	24,000	23,500	21,500	21,500	Monthly service charge for Admin.Bldg. and Road Department.
POLICE							
01-410-321	15,000	13,800	16,500	16,000	16,000	16,000	Phones, modem, ISDN phone line, mobile phone and pager costs.

SCHEDULE R (Continued)
TELEPHONE, POSTAGE, PRINTING AND ADVERTISING

ACCOUNT	<u>2010</u>	<u>2011</u>	<u>2012</u>	<u>2013</u>	<u>2014</u>	<u>2015</u>	<u>EXPLANATION</u>
POSTAGE:							
ADMINISTRATION							
01-400-325	10,000	9,200	12,800	13,250	15,000	15,000	This budget provides postage for all depts.
ADVERTISING:							
ADMINISTRATION							
01-400-341	15,000	13,800	13,800	13,000	13,000	13,000	This budget covers advertising for entire Twp. inc. Boards & Commissions

SCHEDULE R (Continued)
TELEPHONE, POSTAGE, PRINTING AND ADVERTISING

ACCOUNT	<u>2010</u>	<u>2011</u>	<u>2012</u>	<u>2013</u>	<u>2014</u>	<u>2015</u>	<u>EXPLANATION</u>
PRINTING:							
<u>ADMINISTRATION</u>							
01-400-342	10,000	9,200	9,200	14,250	14,500	14,500	This budget covers printing envelopes., letterhd., bus.cards, etc.Also includes newsletters.
<u>CODE</u>							
01-414-342	8,491	8,116	3,893	6,000	6,000	6,000	This budget covers printing envelopes., letterhd., bus.cards, etc.
<u>PARK AND RECREATION</u>							
05-452-342	18,000	16,500	16,500	16,500	16,500	16,500	Seasonal park & recreation program flyers inserted in newsletters and distributed to schools. All other miscellaneous special event flyers.

**SCHEDULE S
EQUIPMENT, MATERIALS, SUPPLIES & UNIFORMS
FOR BUDGET YEAR 2015**

ACCOUNT	<u>2010</u>	<u>2011</u>	<u>2012</u>	<u>2013</u>	<u>2014</u>	<u>2015</u>	<u>EXPLANATION</u>
SMALL OFFICE EQUIPMENT:							
AMMUNITION AND SUPPLIES:							
POLICE							
01-410-215	11,580	11,941	9,811	8,362	10,242	11,395	Ammunition, cleaning supplies, etc.(See Schedule C in the police budget for more detail).
01-410-261	2,571	4,302	2,212	5,382	5,327	5,560	Police investigative equipment

SCHEDULE S (Continued)
EQUIPMENT, MATERIALS, SUPPLIES & UNIFORMS
FOR BUDGET YEAR 2015

ACCOUNT	<u>2010</u>	<u>2011</u>	<u>2012</u>	<u>2013</u>	<u>2014</u>	<u>2015</u>	<u>EXPLANATION</u>
OPERATING SUPPLIES:							
BUILDING AND MAINTENANCE							
01-409-220	5,800	5,000	5,000	5,000	7,500	10,000	Operating supplies such as paper towels, restroom trash liners, cleaning aids, etc.

SCHEDULE S (Continued)
EQUIPMENT, MATERIALS, SUPPLIES & UNIFORMS
FOR BUDGET YEAR 2015

ACCOUNT	<u>2010</u>	<u>2011</u>	<u>2012</u>	<u>2013</u>	<u>2014</u>	<u>2015</u>	<u>EXPLANATION</u>
UNIFORMS:							
POLICE							
01-410-238	20,085	16,471	17,633	20,291	23,852	29,140	Purchase and replacement of uniforms.(For more detail, see Schedule D in the police budget).
ROAD DEPARTMENT							
01-430-238	9,000	7,360	8,000	8,500	16,000	18,000	Uniform rentals, cleaning, shoes and outer wear for road department personnel.

SCHEDULE S (Continued)
EQUIPMENT, MATERIALS, SUPPLIES & UNIFORMS
FOR BUDGET YEAR 2015

ACCOUNT	<u>2010</u>	<u>2011</u>	<u>2012</u>	<u>2013</u>	<u>2014</u>	<u>2015</u>	<u>EXPLANATION</u>
MATERIAL AND SUPPLIES:							
ADMINISTRATION							
01-400-210	15,000	13,800	12,500	11,500	11,500	11,500	Folders, pen/pencils, copy paper, toner, other office supplies. Copy paper used for Admin., P&R, DTMA.
RECREATION PROGRAM SUPPLIES:							
PARK AND RECREATION							
05-452-270	5,000	5,000	5,000	5,000	5,000	5,000	Equipment and supplies for seasonal recreation programs and special events.

SCHEDULE S (Continued)
EQUIPMENT, MATERIALS, SUPPLIES & UNIFORMS
FOR BUDGET YEAR 2015

ACCOUNT	<u>2010</u>	<u>2011</u>	<u>2012</u>	<u>2013</u>	<u>2014</u>	<u>2015</u>	<u>EXPLANATION</u>
MINOR EQUIPMENT: ROAD DEPARTMENT							
01-430-262	5,000	4,600	5,000	7,500	8,000	8,000	Minor equipment such as small engine machines like tampers, vibrating plates.
LEASE OFFICE EQUIPMENT: ADMINISTRATION							
01-400-386	21,500	21,500	25,000	22,500	22,500	25,600	Lease payments for copy machine.
RENTAL EQUIPMENT: ROAD DEPARTMENT							
01-430-384	15,000	13,800	20,000	30,000	30,000	25,750	Rental of specialized equipment such as rollers. Twp. and PennDOT sweeping contract and weather service lease.
Capital Leases:							
01-471-100	0	0	59,667	0	185,293	180,367	Existing Capital Leases from Public Works & Police Department. Paid previously from

**SCHEDULE T
MAINTENANCE AND REPAIR OF TOWNSHIP BUILDING
FOR BUDGET YEAR 2015**

ACCOUNT	<u>2010</u>	<u>2011</u>	<u>2012</u>	<u>2013</u>	<u>2014</u>	<u>2015</u>	<u>EXPLANATION</u>
MAINTENANCE AND REPAIR: BUILDING AND MAINTENANCE							
01-409-373	21,000	21,000	21,000	32,400	32,400	32,400	Building maintenance and repair, trash service.
01-409-370	0	0	265	10,000	10,000	10,000	Building repair and maintenance services.
EQUIPMENT REPAIR: ADMINISTRATION							
01-400-374	36,000	26,000	26,000	25,000	26,000	27,500	This acct. covers maint. contracts on copy mach, maint. & rental of postage meter. Also inc. is maint.cont. for computer hardware and software for Administration system.
PLANNING AND ZONING							
01-414-374	6,000	5,400	5,000	5,000	5,000	5,000	This acct. covers extended software maint.agreement.
POLICE HEADQUARTERS							
01-416-374	16,750	17,300	17,460	18,500	21,760	24,300	Maint. contracts on protect alarms,computer hardware and software, copier and photo-imaging support and maintenance.

SCHEDULE T (Continued)
MAINTENANCE AND REPAIR OF TOWNSHIP BUILDING
FOR BUDGET YEAR 2015

ACCOUNT	<u>2010</u>	<u>2011</u>	<u>2012</u>	<u>2013</u>	<u>2014</u>	<u>2015</u>	<u>EXPLANATION</u>
MAINTENANCE AND REPAIR:							
PARK AND RECREATION							
05-452-374	55,000	50,600	55,000	76,500	76,500	104,900	General park maintenance; maintenance of facilities such as Bike & Hike, additional acreage, and pavilion. Bike & Hike pavement sealing; CP Pav#2 roof replacement; CP replace 3 water fountains.

**SCHEDULE U
MISCELLANEOUS EXPENDITURES
FOR BUDGET YEAR 2015**

ACCOUNT	<u>2010</u>	<u>2011</u>	<u>2012</u>	<u>2013</u>	<u>2014</u>	<u>2015</u>	<u>EXPLANATION</u>
GENERAL FUND: DEFERRED COMPENSATION							
01-486-165	12,873	12873	10,706	8,500	8,500	7,000	Valic Employee Compensation
01-486-166	0	750	7,500	5,500	5,500	1,800	MSSB Employee Compensation
01-486-167						3,500	Bernie Wealth
MEDICAL AND PHYSICAL EXAMS: POLICE HEADQUARTERS							
01-416-194	12,100	12100	8,645	5,500	4,000	2,500	Yearly medical, psychological exams and lab and x-ray work. (See specific breakdown in Police budget).
DEBRIS DISPOSAL: ROAD DEPARTMENT							
01-430-365	8,000	7,360	8,000	12,000	12,000	15,000	Debris removal such as tree trimming, blacktop and concrete.
GENERAL FUND: DONATIONS & CONTRIBUTIONS							
01-459-023	0	10,000	10,000	10,000	17,500	18,500	SPCA, DART, Summer Concerts and YMCA

**SCHEDULE U (Continued)
MISCELLANEOUS EXPENDITURES
FOR BUDGET YEAR 2015**

ACCOUNT	<u>2010</u>	<u>2011</u>	<u>2012</u>	<u>2013</u>	<u>2014</u>	<u>2015</u>	<u>EXPLANATION</u>
GENERAL FUND (Continued):							
DETENTION BASIN MOWING: ROAD DEPARTMENT							
01-430-456	15,250	14,030	28,000	34,000	38,000	28,050	Detention basin repair, maintenance and mowing expenses.
CONTRACTED TREE TRIMMING: ROAD DEPARTMENT							
01-430-452	50,000	46,000	50,000	50,000	50,000	50,000	Contracted tree trimming and removal services.

SCHEDULE U (Continued)
MISCELLANEOUS EXPENDITURES
FOR BUDGET YEAR 2015

ACCOUNT	<u>2010</u>	<u>2011</u>	<u>2012</u>	<u>2013</u>	<u>2014</u>	<u>2015</u>	<u>EXPLANATION</u>
PARK AND RECREATION FUND (Continued):							
05-452-275	133,346	95,596	125,000	115,000	130,000	100,000	Programs & Services.

**SCHEDULE U (Continued)
MISCELLANEOUS EXPENDITURES
FOR BUDGET YEAR 2015**

ACCOUNT	<u>2010</u>	<u>2011</u>	<u>2012</u>	<u>2013</u>	<u>2014</u>	<u>2015</u>	<u>EXPLANATION</u>
CAPITAL FUND RAISING FUND:							
23-453-401	16,000	16,000	16,000	15,000	15,000	15,000	Golf Outing
23-453-404	28,000	30,000	26,000	25,000	25,000	25,000	Summer Concerts