

# DOYLESTOWN TOWNSHIP

## 2020 BUDGET





**DOYLESTOWN TOWNSHIP**

**2020 BUDGETS**

- 1. GENERAL FUND**
- 3. FIRE FUND**
- 5. RECREATION FUND**
- 17. DEBT SERVICE FUND**
- 18. CAPITAL PROJECTS FUND**
- 21. OFFSITE IMPROVEMENT FUND**
- 23. CAPITAL FUND RAISING FUND**
- 25. RETENTION BASIN FUND**
- 27. BIKE & HIKE FUND**
- 29. OPEN SPACE FUND**
- 31. CAPITAL RESERVE FUND**
- 35. STATE LIQUID FUELS FUND**
- 41. WATER FUND**
- 51. COMMUNITY SERVICE MEMORIAL FUND**
- 52. AMBULANCE CORP FUND**
- 53. ROADS & BRIDGES FUND**

**PRELIMINARY ADOPTION:  
November 19, 2019**

**FINAL ADOPTION:  
December 17, 2019**

## Table of Contents

<b>Section 1 – Summary Information – covering 2017 – 2020</b>		
	<ul style="list-style-type: none"> <li>○ Budget Introduction</li> <li>○ Executive Summary</li> <li>○ Major Sources of Revenue – Schedule RS</li> <li>○ Major Expenditures – Schedule ES</li> <li>○ Fund Balances Chart</li> <li>○ 2019 Forecast for Revenue, Expense, Fund Balances</li> <li>○ 2020 Preliminary Budget Revenue, Expense, Fund Balance</li> <li>○ 2020 Adopted Budget RE Tax Millage Table</li> <li>○ Revenue Chart</li> <li>○ Expenditure Chart</li> <li>○ Budget Schedule/Process</li> <li>○ Township, County, School Millage Chart</li> </ul>	<ul style="list-style-type: none"> <li>1-1 to 1-4</li> <li>1-5</li> <li>1-6</li> <li>1-7</li> <li>1-8</li> <li>1-9</li> <li>1-10</li> <li>1-11</li> <li>1-12</li> <li>1-13</li> <li>1-14</li> <li>1-15</li> </ul>
<b>Section 2 – Detailed Revenue and Expenses by Fund – covering 2016 - 2020</b>		
	<ul style="list-style-type: none"> <li>○ General Fund (01)</li> <li>○ Fire Fund (03)</li> <li>○ Park &amp; Recreation Fund (05)</li> <li>○ Debt Service Fund (17)</li> <li>○ Capital Projects Fund (18)</li> <li>○ Off-Site Improvement Fund (21)</li> <li>○ Capital Fund Raising Fund (23)</li> <li>○ Retention Basin Fund (25)</li> <li>○ Bike &amp; Hike Fund (27)</li> <li>○ Open Space Land Preservation Fund (29)</li> <li>○ Capital Reserve Improvement Fund (31)</li> <li>○ State Liquid Fuels Fund (35)</li> <li>○ Water Fund (41)</li> <li>○ Community Service Memorial Fund (51)</li> <li>○ Ambulance Corp Fund (52)</li> <li>○ Roads &amp; Bridges Fund (53)</li> </ul>	<ul style="list-style-type: none"> <li>2-1 to 2-17</li> <li>2-18</li> <li>2- 19 to 2-21</li> <li>2-22 to 2-23</li> <li>2-24 to 2-25</li> <li>2-26 to 2-27</li> <li>2-28 to 2-29</li> <li>2-30</li> <li>2-31</li> <li>2-32</li> <li>2-33 to 2-35</li> <li>2-36 to 2-38</li> <li>2-39</li> <li>2-40</li> <li>2-41</li> <li>2-42</li> </ul>
<b>Section 3 – Supporting Schedules – covering 2017 – 2020</b>		
Revenue	<ul style="list-style-type: none"> <li>○ Schedule R1 – 2020 Real Estate Tax Revenue by Fund</li> <li>○ Schedule R2 – Real Estate Tax Millage Plan</li> <li>○ Schedule R3 - Real Estate Tax Revenue Detail</li> <li>○ Schedule R4 - State Contributions</li> <li>○ Schedule R5 – Cable TV Franchise Fees</li> <li>○ Schedule R6 – Bldg. Permits, Planning &amp; Zoning</li> <li>○ Schedule R7 – Revenue from DTMA</li> </ul>	<ul style="list-style-type: none"> <li>3-1</li> <li>3-2</li> <li>3-3</li> <li>3-4</li> <li>3-5</li> <li>3-6</li> <li>3-7</li> </ul>
Expense	<ul style="list-style-type: none"> <li>○ Schedule E1 - Debt Service</li> <li>○ Schedule E2 - Admin - Engineering</li> <li>○ Schedule E3 - Admin - Repairs Equip</li> <li>○ Schedule E4 - Public Works - Road Supplies</li> <li>○ Schedule E5 – Public Works - Traffic Repairs</li> <li>○ Schedule E6 - Public Works – Contracted Services</li> </ul>	<ul style="list-style-type: none"> <li>3-8</li> <li>3-9</li> <li>3-10</li> <li>3-11</li> <li>3-12</li> <li>3-13</li> </ul>
Transfers	<ul style="list-style-type: none"> <li>○ Schedule T – Transfers to other Funds</li> </ul>	<ul style="list-style-type: none"> <li>3-14</li> </ul>
Capital	<ul style="list-style-type: none"> <li>○ Schedule C1 – Capital/Major Spending Programs for 2019</li> <li>○ Schedule C2 – Capital/Major Spending Programs for 2020</li> </ul>	<ul style="list-style-type: none"> <li>3-15 &amp; 3-16</li> <li>3-17 &amp; 3-18</li> </ul>
<b>Section 4 – Five Year Projections – covering 2018 – 2024</b>		
	<ul style="list-style-type: none"> <li>○ Foreword</li> <li>○ Major Revenue Sources – Schedule RS</li> <li>○ Schedule R2 - Real Estate Millage Table</li> <li>○ Major Expenditures – Schedule ES</li> <li>○ Police Expenses</li> <li>○ Administration Expenses</li> <li>○ Public Works Expenses</li> <li>○ Parks Recreation &amp; Maintenance Expenses</li> <li>○ Code Expenses</li> <li>○ Fringes Expense</li> <li>○ Schedule E1 - Debt Service</li> <li>○ Schedule T - Transfers to Other Funds</li> <li>○ Fund Balance Chart</li> <li>○ Schedule CS - Capital/Major Spending Programs Summary</li> </ul>	<ul style="list-style-type: none"> <li>4-1</li> <li>4-2</li> <li>4-3</li> <li>4-4</li> <li>4-5</li> <li>4-6</li> <li>4-7</li> <li>4-8</li> <li>4-9</li> <li>4-10</li> <li>4-11</li> <li>4-12</li> <li>4-13</li> <li>4-14, 15 &amp; 16</li> </ul>

## Budget Introduction

We are pleased to present the Doylestown Township Budget documents for 2020 for public examination. This budget was formulated after a six-month review process that involved collaboration between the Township's Board of Supervisors, the Ways & Means Committee, the Township Manager, Department Heads and the Finance staff.

This Budget Book includes a forecast of expected 2019 financial results (called the 2019 Forecast, the 2020 Preliminary Budget, and projections of future budgets for 2021 through 2024. A summary of these results is shown below, with more detailed information in the following sections of this book.

### 2019 Forecast

Forecasting the expected current year financial performance is an integral part of formulating a budget for the new year and beyond, in order to use that forecast as a leaping off point for the future. The 2019 Forecast was developed and refined over time by three separate interviews with Department Heads about the individual account numbers each of them manages, and then summarized into reports for review and discussion. The highlights of the Forecast for 2019 are as follows:

- We expect to end 2019 with total Fund Balances of \$6.8m, down \$0.4m from the Adopted Budget for 2019, based on the following:
  - \$1.0m stronger starting Fund Balances than was budgeted (2018 performance)
  - \$0.6m improvement in Operations Net Income over budget
  - \$0.6m less in Capital expenditures than budgeted, offset by not borrowing \$0.4m for new building furniture, and a delay in capital revenue of \$0.1m for delayed programs for a net \$0.1m positive
  - The end of spending on the New Building project temporarily without the planned borrowing of \$2.0m.
- The New Police/Administration building project is now completed. The staff started operating from the new facility on Monday June 24, 2019. The Board decided to retain the Admin portion of the former temporary office complex to serve as the Parks & Recreation Activity center, but the rest of the temporary operating facility was removed during August 2019. The new Building Project spending is expected to be complete in 2019, and will end at \$11.6m total, with associated Capital programs that provided some of the funding for the project expected to be completed on budget for \$0.7m. Borrowing to repay the \$1.6m that was not covered by the original Bond issue is now expected to occur in 2021.

- The \$0.6m positive Operational results are expected to come from improved Revenue (\$0.2m), and reduced Expenses (\$0.4m) with the highlights being:
  - \$0.1m higher Earned Income Taxes than budgeted
  - \$0.1m higher net for State Aid, Real Estate Transfer Tax, and Building Permit revenues, with offsets
  - \$0.1m in lower Police salaries than budgeted due to staff vacancies during the year
  - \$0.2m in reduced Public Works spending for Snow/Ice, Traffic Repairs and Line Painting
  - \$0.1m in reduced Debt Service payments with the postponement of the remaining borrowing for the new Building.
- The \$0.6m in reduced Capital spending is largely the result of projects that have been deferred partially or completely to 2020 such as seven Parks (\$.4m), and Stormwater mitigation projects (\$0.2m), and three Roads Grant projects totaling \$0.2m. Projects that were completed include:
  - Road Maintenance – Windsong Ridge Development, Barrett Drive/ Old Dublin Pike, Welden Drive and Hidden Lane plus the beginning of the Pebble Ridge-Woodridge road restoration program – for a total of \$770K, \$220K over budget
  - Kids Castle Restoration – is expected to be completed in the late Fall with the help of a DCNR Grant and \$225K in Fundraising for a cost of \$425K, \$25K over Budget
  - Two Trail studies proceeded during the year – Shady Retreat to Doyle (Safe Routes to School Grant), and Turk Rd Trail feasibility (DCNR Grant).
  - Turk II backstops, and Turk I playground equipment were replaced.

### **Discussion of the Principal Elements included in the 2020 Preliminary Budget**

Once the 2019 Forecast was established, the 2020 Forecast was developed and refined in two separate interviews with Department Heads about the account numbers each of them manages, while comparing the 2020 Forecast to actual results from 2017 and 2018 and the forecast for 2019. The principal elements of the 2020 Forecast include:

- Total revenue of \$13.7m, up \$0.4m from 2019, including;
  1. The largest Revenue source is expected to be Earned Income Tax at \$4.4m, up 1.7% from 2019
  2. Real Estate Tax revenue is expected to be \$3.6m, including an increase of  $\frac{3}{4}$  mill,  $\frac{1}{2}$  to the General Fund and  $\frac{1}{4}$  to Parks. The impact on average Township household will be \$31 per year.

- Total Expenses of \$15.2m, including \$3.1m in Capital spending
  1. Largest Operations expense will be Salaries at \$5.1m – with Non-Uniform raises averaging 3.0%/Police 3.25%
  2. Second largest Operations expense – Fringes at \$3.1m, of which \$1.3m is for Pensions (including \$125K of extra MMO contribution), and \$1.1m for Medical insurance premiums
  3. All Other Operations expenses - \$3.9m
- Net Operating Income of \$1.1m
- Total transfers of \$1.4m, all to Capital Reserve and Parks funds for Capital Projects
- Major/Capital Spending Activity – totaling \$3.1m
  1. The Township Roads Maintenance program will focus on restoration of roads in the Pebble Ridge – Woodridge Sewer project area in 2020, budgeted at \$1.2m, with \$800K funded by State Liquid Fuels funds, and the balance from the Road tax fund.
  2. Storm Water – 2020 programs are budgeted at \$192K.
  3. Bridge maintenance work is expected to take place on three area bridges, budgeted at \$300K.
  4. Public Works will finish construction of an equipment storage facility - \$295K, and finish upgrading/repairing Park Lighting - \$85K
  5. Public Works will move ahead on a number of Grant supported traffic improvement and trail projects. The spending will total \$500K in 2020; the Township's portion of that total will be approximately \$25K.
  6. The Administration will begin to upgrade the Township computer infrastructure during 2020, to eliminate obsolete and unsupported Operating systems and applications – spending \$77K.

### **2020 – 2024 Five Year Budget Perspective**

As already described, the budget process involves a review of past spending and revenue patterns to produce a 2019 Forecast and a 2020 Preliminary Budget. The next step in the process produces a projection of future spending and revenue by Finance at a partially summarized level for four more years using clearly delineated assumptions. These assumptions and the results and issues so identified are then reviewed with Department Heads, The Township Manager, and the Ways and Means Committee/Board of Supervisors in three public Budget Workshop sessions. The rationale for completing these projections is to provide context to the financial decisions that are part and parcel of the 2020 Preliminary Budget. The important achievements of the 2020 Preliminary Budget Plan over the period 2020 – 2024 include:

- Continuation of the Township's ability to provide the many desired resident services;
- Net Operational Income remains positive over 2019 – 2024, averaging \$630K per year, though it is heading downward in the later years;
- Providing funding to complete \$5.6m in Road restoration over the next five years, including a complete rebuild and curb replacement in the Pebble Ridge Woodridge and Vicinity Sewer Project area starting in 2019 and ending in 2022. A portion of the PR-WR project \$1.5m will be financed through Bond financing of \$1.5m which will occur in 2021. This will be accomplished in part by taking more advantage of funds (\$2.1m) provided by the State in its State Liquid Fuels aid package during the period;
- Providing funding for a new Community center facility by borrowing and spending \$4m in 2021, with the associated Debt Service repayments starting in 2022;
- Providing sufficient funding for \$5.8m in additional Capital spending over the next five years for a variety of projects (not including the New Building, Chapman Rd Bridge, or Road projects) which includes \$1.2m in unfunded mandate spending required to upgrade our Stormwater infrastructure. These projects are funded by \$3.2m in transfers from the General Fund Reserve, \$2.1m in Grants/Donations, and the balance by draw downs in the Capital Reserve and Parks Fund balances;
- Providing increased funding to reduce the Township's Pension Unfunded Liabilities. During 2019, a newly formed Pension Advisory Committee recommended that the Township continue its practice of paying more than the Minimum Municipal Obligation each year. The group recommended that the Board approve gradually reduce the Pension Discount rate every two years by ¼% to get it to more closely approximate the average market returns of 5.5 – 6.0%. The Board agreed. The committee further recommended that the extra payment amount should be set at \$300K annually, but the Board decided that, given the other needs for cash by the Township, that they could only afford \$125K annually at this time. The 2020-2024 plan has incorporated the Discount rate starting at 7.75% in 2020 and 2021, 7.50% for 2022 and 2023, and 7.25% in 2024, with \$125K in additional payments in each of the five years;
- Matching the projected rise in Debt Service obligations that are the result of the New Building project, Pebble Ridge-Woodridge project, and a potential Community Center project by a modest Real Estate Tax increase in 2020 (3/4 mill/\$31 per average household per year) and 1.25 mills more spread over 2022 – 2023.
- Providing Non-Uniform staff average increases of 3.0% over the five year period, and set Uniform staff increases at 3.25%, the current contractual rate;
- And by prudent management of the Township's fund balances, this budget leaves the Township with healthy 2024 balances in all Funds, including the General Fund, whose 2024 ending balance is projected to be 9.6 % of the 2024 Operational spending, meeting our target of 10% in the fifth year.

**DOYLESTOWN TOWNSHIP**  
**FULL YEAR FINANCIAL FORECAST - EXECUTIVE SUMMARY - \$ in thousands**  
 Actual Data as of 9/30/2019

REVENUE	2019 Forecast	2020 Adopted Budget	2020 Higher/(Lower)	% Change	R E V E N U E
<b>OPERATIONS</b>					
Earned Income Tax:	\$4,342.0	\$4,417.0	\$75.0	1.7%	
RE Taxes:	\$3,368.4	\$3,609.2	\$240.8	7.1%	
RE Transfer/LST Taxes:	\$1,329.9	\$1,315.5	(\$14.4)	-1.1%	
Permits/Fees:	\$1,219.2	\$1,309.6	\$90.4	7.4%	
State Aid:	\$1,160.1	\$1,136.3	(\$23.8)	-2.1%	
Water (passthrough):	\$1,015.7	\$1,050.2	\$34.5	3.4%	
Interest/Donations/Misc:	\$349.2	\$286.2	(\$63.0)	-18.0%	
<b>OPERATIONS TOTAL:</b>	\$12,784.5	\$13,124.0	\$339.5	2.7%	
Capital Financing/Grants:	\$217.7	\$473.3	\$255.7	117.5%	
Building Project	\$0.0	\$0.0	\$0.0		
Pebble Ridge Project	\$0.0	\$0.0	\$0.0		
Capital Lease Issuance:	\$199.1	\$60.0	(\$139.1)	-69.9%	
<b>TOTAL:</b>	\$13,201.3	\$13,657.3	\$456.0	3.5%	

EXPENSE by Dept	2019 Forecast	2020 Adopted Budget	2020 (Higher)/Lower	% Change	E X P E N S E
<b>OPERATIONS</b>					
Police:	\$2,486.5	\$2,718.3	(\$231.8)	-9.3%	
Administration:	\$1,921.0	\$1,911.6	\$9.4	0.5%	
Public Works:	\$1,062.8	\$1,098.9	(\$36.2)	-3.4%	
P & R - Services & Mgmt:	\$298.3	\$348.4	(\$50.1)	-16.8%	
Parks - Maintenance:	\$493.2	\$521.6	(\$28.4)	-5.8%	
Water:	\$648.1	\$683.2	(\$35.1)	-5.4%	
Code:	\$359.5	\$373.5	(\$13.9)	-3.9%	
Fringes:	\$3,081.4	\$3,135.2	(\$53.8)	-1.7%	
<b>DEPARTMENTAL SUBTOTAL:</b>	\$10,350.7	\$10,790.6	(\$439.9)	-4.3%	
Other Operating Expenses:	\$1,412.1	\$1,345.9	\$66.1	4.7%	
<b>OPERATIONS TOTAL:</b>	\$11,762.8	\$12,136.6	(\$373.8)	-3.2%	
Capital	\$2,417.1	\$3,120.8	(\$703.7)	-29.1%	
Building Project	\$5,150.0	\$0.0	\$5,150.0	100.0%	
Pebble Ridge Project	\$0.0	\$0.0	\$0.0		
Capital Leases	\$199.1	\$60.0	\$139.1	69.9%	
<b>TOTAL:</b>	\$19,529.0	\$15,317.4	\$4,211.6	21.6%	

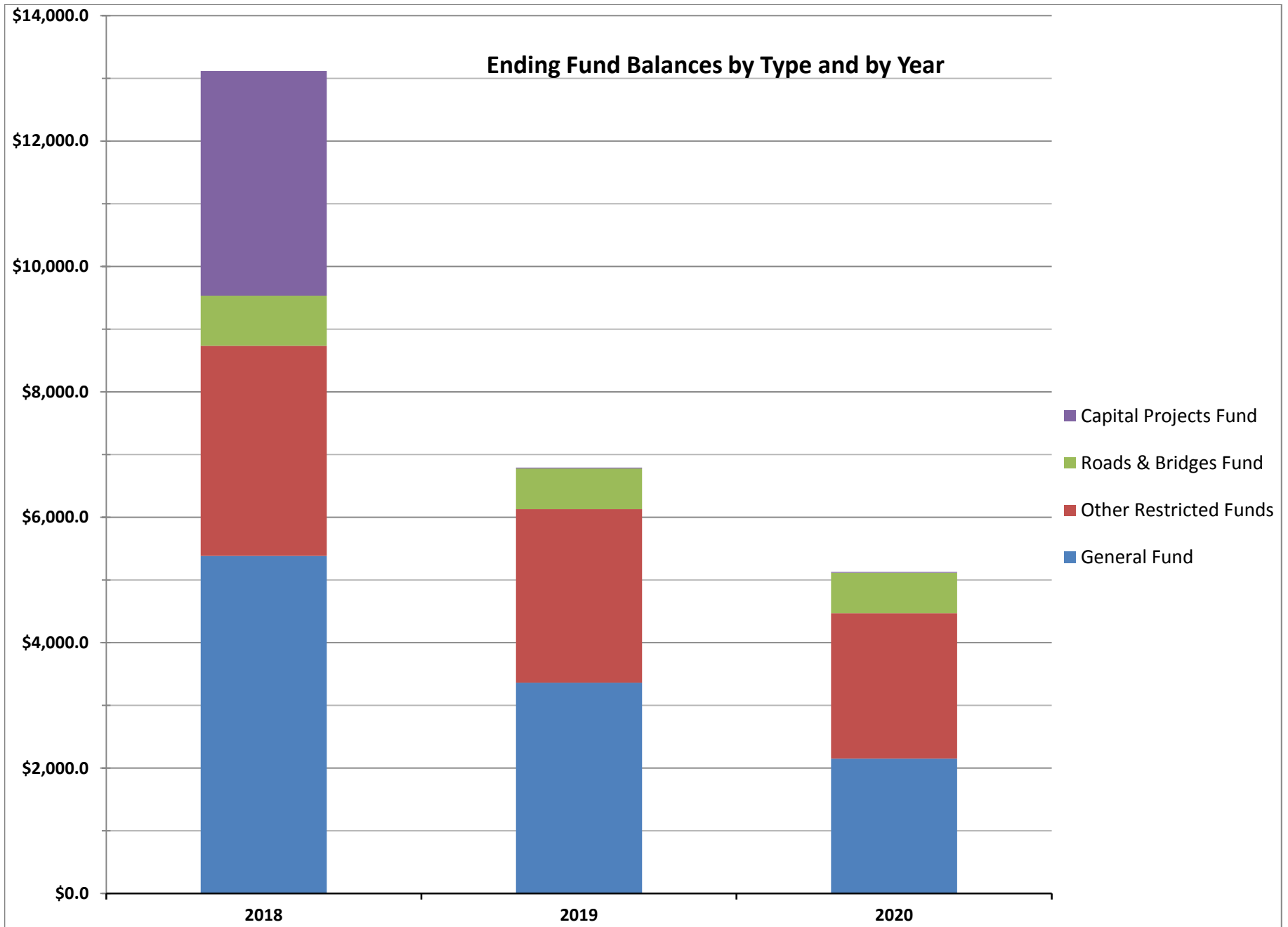


## Schedule RS: MAJOR SOURCES OF REVENUE - for the listed years

Item	Prior Year Actuals 2017	Last Year 2018	Forecast 2019	Adopted Budget 2020	Comments
Earned Income Tax	\$ 4,119.6	\$ 4,268.4	\$ 4,342.0	\$ 4,417.0	Forecast to grow at 1.75% per year
RE Taxes	\$ 3,200.7	\$ 3,238.3	\$ 3,368.4	\$ 3,609.2	See Schedules R1 - R3
State Contributions	\$ 899.7	\$ 943.6	\$ 1,004.8	\$ 981.0	See Schedule R4
LST Tax	\$ 618.3	\$ 625.0	\$ 620.0	\$ 630.5	Modest growth
Real Estate Transfer Tax	\$ 616.9	\$ 1,022.5	\$ 709.9	\$ 685.0	Some large transfers in 2019
TV Franchise Fees	\$ 423.2	\$ 412.8	\$ 397.0	\$ 397.0	See Schedule R5
Bldg Permits, Planning & Zoning	\$ 567.3	\$ 496.6	\$ 462.7	\$ 551.5	See Schedule R6
Revenue from DTMA	\$ 1,015.4	\$ 1,004.7	\$ 1,015.7	\$ 1,050.2	See Schedule R7
All Other	\$ 963.5	\$ 1,067.6	\$ 863.9	\$ 802.6	Spread over 65 account codes
<b>Subtotal for Operations Revenue</b>	<b>\$ 12,424.5</b>	<b>\$ 13,079.5</b>	<b>\$ 12,784.5</b>	<b>\$ 13,124.0</b>	
Grants/Capital Revenue	\$ 605.0	\$ 737.3	\$ 217.7	\$ 473.3	
Building Project Revenue	\$ 9,940.0	\$ -	\$ -	\$ -	
Pebble Ridge Project	\$ 55.8	\$ 369.4	\$ -	\$ -	
Capital Lease Issuance	\$ 241.4	\$ 181.2	\$ 199.1	\$ 60.0	Offset by equal expense
<b>Total</b>	<b>\$ 23,266.8</b>	<b>\$ 14,367.4</b>	<b>\$ 13,201.3</b>	<b>\$ 13,657.3</b>	

## Schedule ES: MAJOR EXPENDITURES - for the listed years

Item	Prior Year Actuals 2017	Last Year 2018	Forecast 2019	Adopted Budget 2020	Comments
Operations Salaries					
Police	\$ 2,153.9	\$ 2,260.6	\$ 2,261.6	\$ 2,489.3	Uniform growth at 3.25%, retirement
Admin	\$ 713.7	\$ 730.8	\$ 761.9	\$ 838.5	Wage growth at 3.0% plus add'l interns
PW Roads & Bldg	\$ 473.8	\$ 524.5	\$ 552.2	\$ 576.3	Wage growth at 3.0%
Water	\$ 638.9	\$ 649.8	\$ 648.1	\$ 683.2	Staff shortage in 2019
All Other	\$ 503.4	\$ 525.6	\$ 540.6	\$ 549.0	Spread across 19 account codes
Salaries Subtotal:	\$ 4,483.7	\$ 4,691.2	\$ 4,764.4	\$ 5,136.3	
Operations Fringes					
Pension Expenses	\$ 749.1	\$ 1,251.5	\$ 1,277.3	\$ 1,265.4	MMO's @ 7.75% plus \$125K additional
Medical Insurance	\$ 895.8	\$ 1,029.0	\$ 1,039.0	\$ 1,077.0	Forecast at 3.5% above 2019 estimate
FICA	\$ 343.5	\$ 354.0	\$ 350.3	\$ 360.8	
All Other	\$ 416.5	\$ 421.9	\$ 414.7	\$ 431.9	Spread across 17 account codes
Fringes Subtotal:	\$ 2,404.9	\$ 3,056.4	\$ 3,081.4	\$ 3,135.2	
Other Operations Expenses					
Debt Service	\$ 508.5	\$ 399.6	\$ 603.6	\$ 604.4	see Schedule E1
ADMIN - Engineering	\$ 125.0	\$ 222.0	\$ 224.9	\$ 215.0	see Schedule E2
ADMIN - Repairs Equip	\$ 108.4	\$ 97.0	\$ 105.6	\$ 112.0	see Schedule E3
ADMIN - Insurance	\$ 275.2	\$ 262.7	\$ 229.1	\$ 230.2	Flat yr to yr
PUBWKS - Road Supplies	\$ 69.3	\$ 96.1	\$ 113.8	\$ 106.5	see Schedule E4
PUBWKS - Traffic Repairs	\$ 109.3	\$ 103.6	\$ 140.1	\$ 143.0	see Schedule E5
PUBWKS - Contracted Services	\$ 26.1	\$ 102.0	\$ 103.7	\$ 112.7	see Schedule E6
PARKS - Parks Maintenance	\$ 76.3	\$ 105.3	\$ 80.0	\$ 270.0	combines Maint and Contr Svc - \$250K in 2019 to \$270K in 2020 - new Mowing contract
SUM - Fire Relief	\$ 151.7	\$ 139.0	\$ 155.3	\$ 155.3	Passthrough
SUM - Fire Companies	\$ 338.0	\$ 346.3	\$ 340.0	\$ 340.0	Passthrough
SUM - Operating Leases	\$ 241.7	\$ 208.2	\$ 212.9	\$ 149.7	
SUM - Ambulance Corp	\$ 100.6	\$ 104.1	\$ 100.4	\$ 96.5	Passthrough
All Other	\$ 1,198.2	\$ 1,410.0	\$ 1,507.7	\$ 1,329.8	Spread across 163 account codes
Subtotal for Operations Expense	\$ 10,216.8	\$ 11,343.5	\$ 11,762.8	\$ 12,136.6	
Capital Expense	\$ 1,422.3	\$ 1,360.2	\$ 2,417.1	\$ 3,120.8	See Capital Schedules C
Building Project Expense	\$ 2,838.7	\$ 3,418.3	\$ 5,150.0	\$ -	
Pebble Ridge Project	\$ -	\$ 369.4	\$ -	\$ -	
Capital Lease Expense	\$ 241.4	\$ 181.2	\$ 199.1	\$ 60.0	Offset by equal revenue
Total	\$ 14,719.3	\$ 16,672.5	\$ 19,529.0	\$ 15,317.4	



### Doylestown Township 2019 Forecast

	<u>*REVENUE</u>	<u>Used Reserve</u>	<u>*EXPENSE</u>	<u>FUND BALANCES</u>
<b>General Fund</b>	\$9,071,941	(\$2,021,999)	\$11,093,940	\$3,363,553
<b>Fire Fund</b>	\$343,345	\$3,345	\$340,000	\$5,318
<b>Recreation Fund</b>	\$1,207,429	(\$192,597)	\$1,400,026	\$359,574
<b>Debt Service</b>	\$684,669	\$81,089	\$603,580	\$319,207
<b>Building Projects</b>	\$1,580,012	(\$3,569,988)	\$5,150,000	\$14,425
<b>Offsite Improvement Fund</b>	\$7,569	\$6,069	\$1,500	\$581,967
<b>Capital Fund Raising Fund</b>	\$105,129	\$57,117	\$48,012	\$363,272
<b>Retention Basin Fund</b>	\$70	(\$7,430)	\$7,500	\$1,175
<b>Bike &amp; Hike Fund</b>	\$110	\$110	\$0	\$12,187
<b>Open Space Fund</b>	\$0	\$0	\$0	\$0
<b>Capital Reserve Fund</b>	\$615,581	(\$573,314)	\$1,188,896	\$188,678
<b>State Liquid Fuels Fund</b>	\$621,951	\$28,021	\$593,930	\$909,080
<b>Water Fund</b>	\$658,828	\$10,749	\$648,079	\$1,330
<b>CSM Fund</b>	\$200	(\$190)	\$390	\$20,612
<b>Ambulance Fund</b>	\$103,114	\$2,749	\$100,365	\$3,350
<b>Roads and Bridges</b>	\$418,812	(\$151,438)	\$570,250	\$647,592
<b>Total</b>	<u>\$15,418,760</u>	<u>(\$6,327,708)</u>	<u>\$21,746,468</u>	<u>\$6,791,321</u>
Note: * includes interfund transfers of:	\$2,217,500		\$2,217,500	
<b>Total net of transfers</b>	\$13,201,260		\$19,528,968	

**Doylestown Township 2020 Adopted Budget**

	<u>*REVENUE</u>	<u>Used Reserve</u>	<u>*EXPENSE</u>	<u>FUND BALANCES</u>
<b>General Fund</b>	\$9,377,156	(\$1,211,595)	\$10,588,751	\$2,151,958
<b>Fire Fund</b>	\$345,454	\$5,454	\$340,000	\$10,772
<b>Recreation Fund</b>	\$1,075,477	(\$10,510)	\$1,085,987	\$349,064
<b>Debt Service</b>	\$690,307	\$85,877	\$604,430	\$405,084
<b>Building Projects</b>	\$150	\$150	\$0	\$14,575
<b>Offsite Improvement Fund</b>	\$44,500	(\$110,500)	\$155,000	\$471,467
<b>Capital Fund Raising Fund</b>	\$98,000	\$22,500	\$75,500	\$385,772
<b>Retention Basin Fund</b>	\$15	(\$1,185)	\$1,200	(\$10)
<b>Bike &amp; Hike Fund</b>	\$100	\$100	\$0	\$12,287
<b>Open Space Fund</b>	\$0	\$0	\$0	\$0
<b>Capital Reserve Fund</b>	\$1,627,315	\$88,410	\$1,538,905	\$277,088
<b>State Liquid Fuels Fund</b>	\$597,061	(\$531,202)	\$1,128,263	\$377,879
<b>Water Fund</b>	\$678,325	(\$4,833)	\$683,158	(\$3,503)
<b>CSM Fund</b>	\$125	\$125	\$0	\$20,737
<b>Ambulance Fund</b>	\$103,546	\$7,046 12	\$96,500	\$10,396
<b>Roads and Bridges</b>	\$419,934	\$51 16	\$419,883	\$647,643
<b>Total</b>	<u>\$15,057,466</u>	<u>(\$1,660,111)</u>	<u>\$16,717,577</u>	<u>\$5,131,210</u>
Note: * includes interfund transfers of:	\$1,400,200		\$1,400,200	
<b>Total net of transfers</b>	\$13,657,266		\$15,317,377	

**DOYLESTOWN TOWNSHIP  
2020 Adopted Budget  
REAL ESTATE TAX MILLAGE**

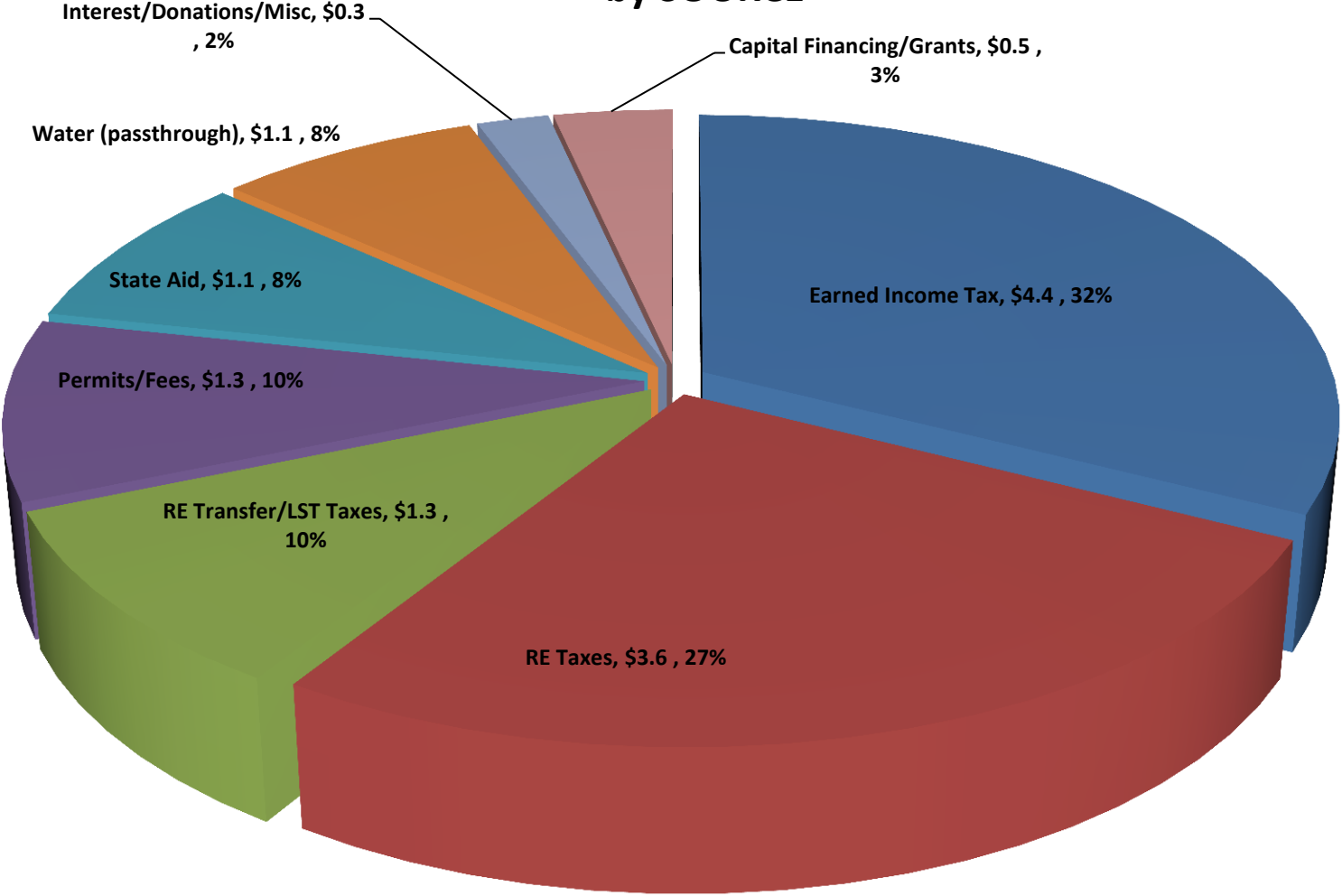
	<u>2019</u>	<u>2020</u>
Fund #1 General Fund <sup>2</sup>	4.750	5.250
Fund #3 Fire Fund	1.250	1.250
Fund #5 Recreation Fund <sup>2</sup>	2.000	2.250
Fund #17 Debt Service	2.500	2.500
Fund #21 Offsite Improvement Fund	0.000	0.000
Fund #23 Capital Fund Raising	0.000	0.000
Fund #25 Detention Basin Fund	0.000	0.000
Fund # 29 Open Space Fund	0.000	0.000
Fund #31 Capital Reserve Fund	0.000	0.000
Fund #35 State Liquid Fuels	0.000	0.000
Fund # 41 Water Fund	0.000	0.000
Fund #52 Ambulance Fund	0.375	0.375
Fund #53 Roads & Bridges Fund	1.500	1.500
<b>MILLAGE TOTAL:</b>	<b>12.375</b>	<b>13.125</b>
<b><i>Increase (Decrease)</i></b>		<b>0.750</b>

Gross Assessment	\$277,676,500
Value of One Mill	\$277,677
Allowance for discount and Uncollectible	2%
Net Mill	\$272,123

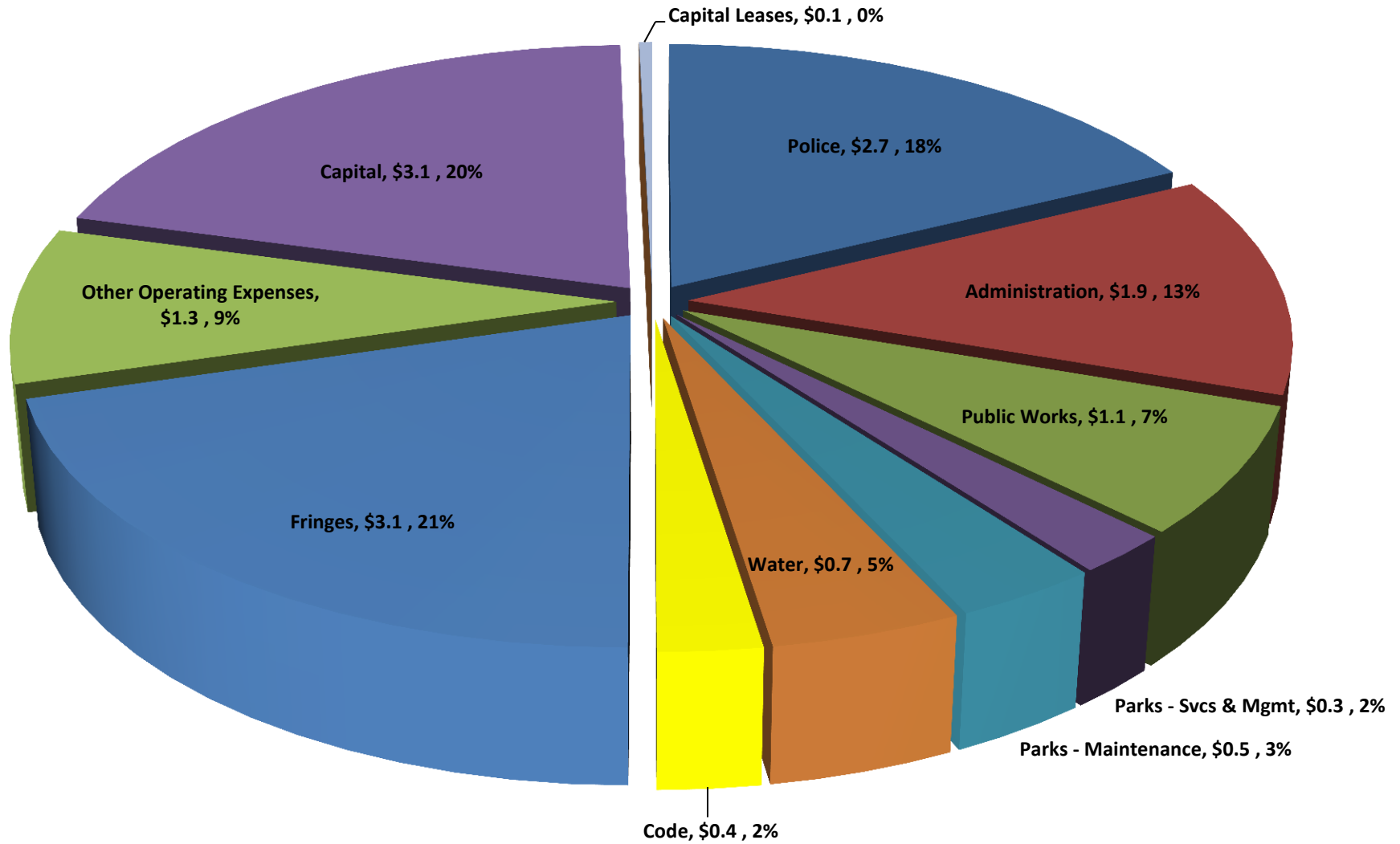
## Notes

<sup>1</sup> Millage reallocation<sup>2</sup> New Millage

# ADOPTED 2020 BUDGET REVENUE by SOURCE



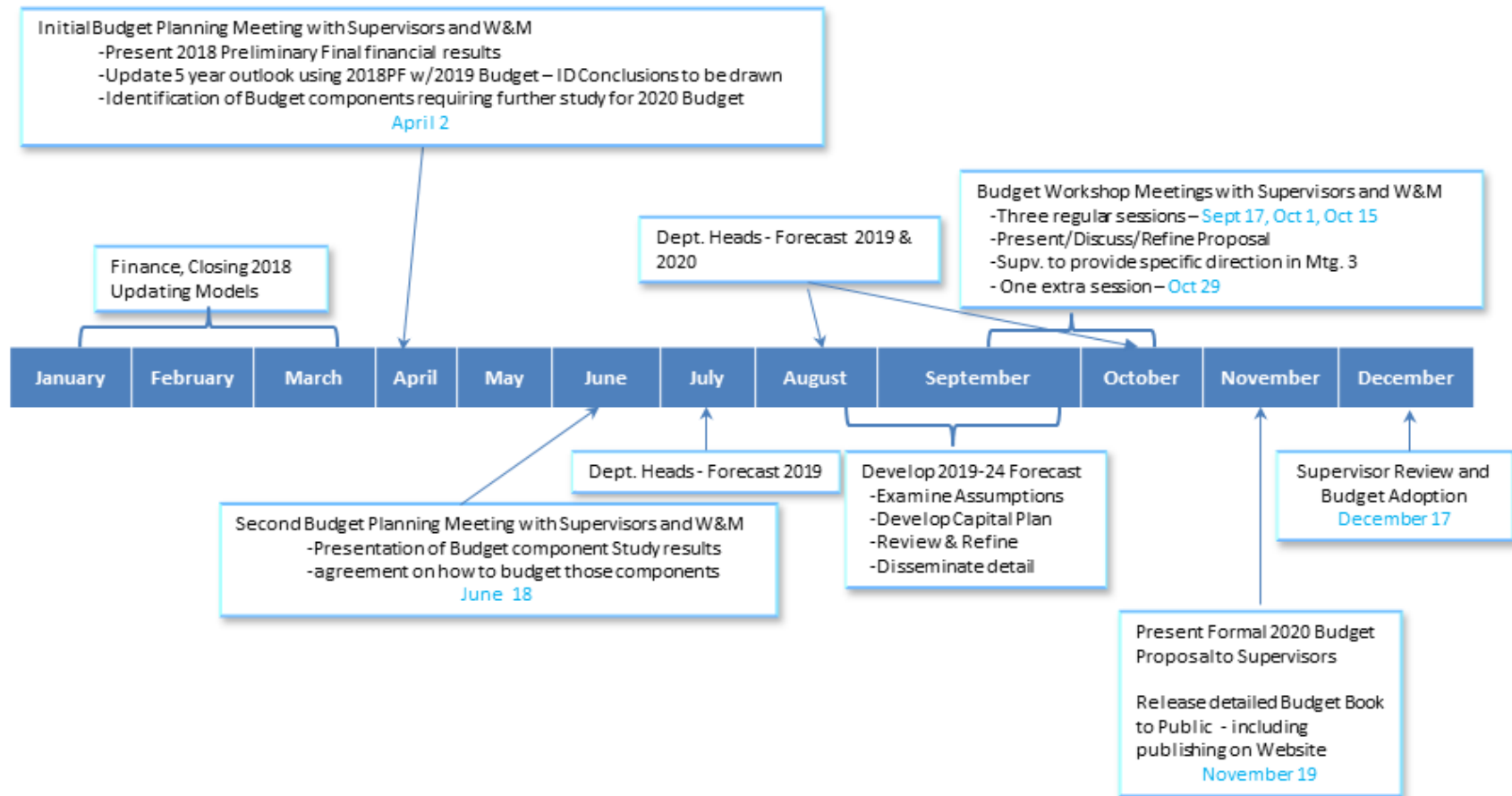
# ADOPTED 2020 BUDGET EXPENSES by DEPARTMENT





# 2020 BUDGET PLANNING

## Township Budget Process - 2019 Schedule of Events

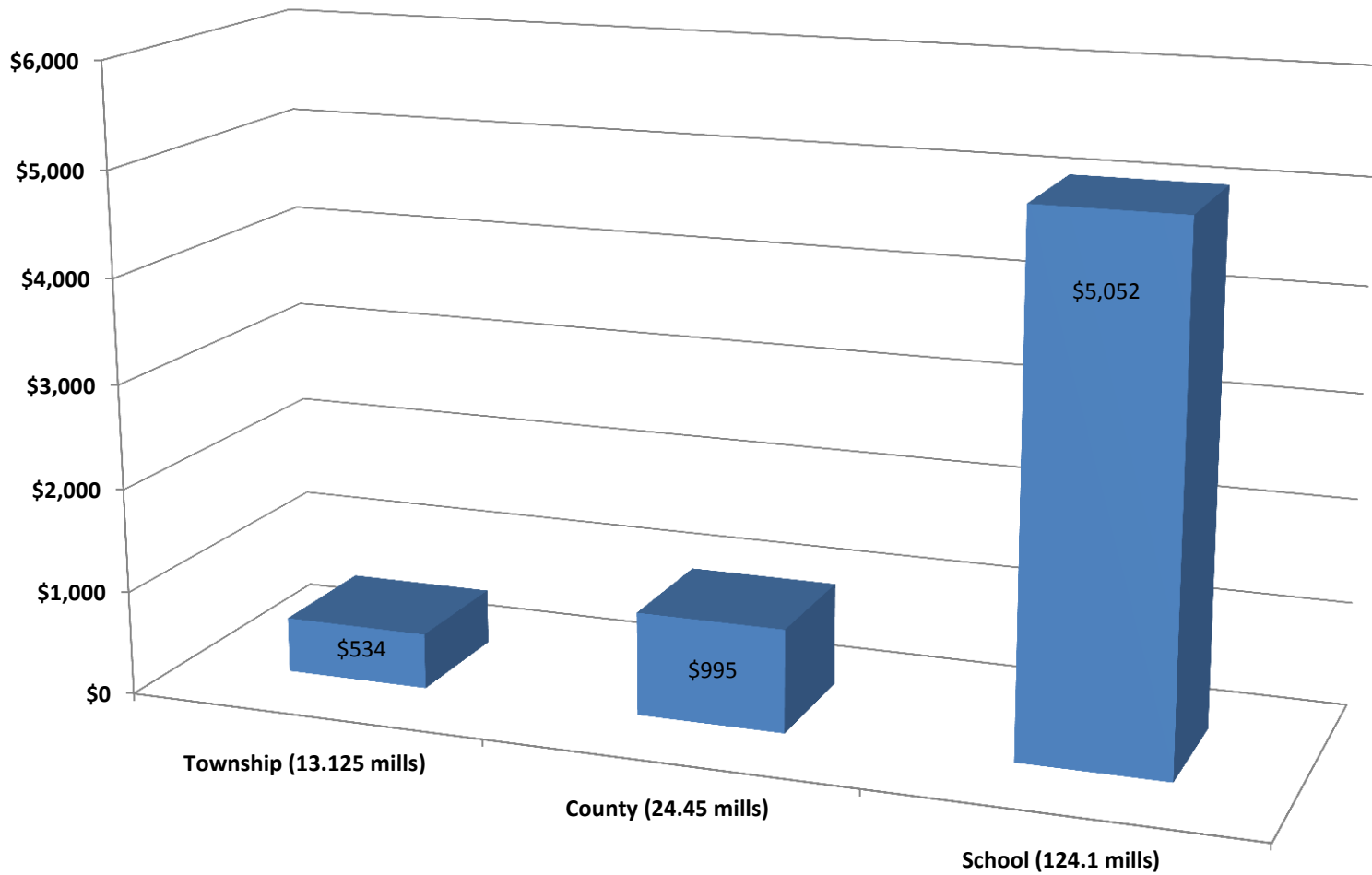


January 2, 2019  
Updated November 12, 2019

# Doylestown Township Average 2020 Residential Real Estate Taxes by Township, County, and School District

(1 mill = \$272,123)

Average Residential Assessment = \$40,709)



DOYLESTOWN TOWNSHIP  
GENERAL FUND INCOME AND EXPENDITURE SCHEDULE  
2020 Budget, Fund 01

	2016 Prior Yr Actuals	2017 Prior Yr Actuals	2018 Last Yr	2019 Budget	2019 Forecast	2020 Adopted Budget	SCHEDULE A-Z
RESERVE FOR GENERAL FUND.	3,376,175	4,537,572	5,242,320	3,686,030	5,385,552	3,363,553	
<b>REVENUES</b>							
<b>301 REAL ESTATE TAXES - Millage</b>	<b>GENERAL FUND</b>	<b>7.000</b>	<b>6.000</b>	<b>4.750</b>	<b>4.750</b>	<b>5.250</b>	
.100 Real Est. Tax Current	1,512,121	1,861,133	1,618,305	1,287,383	1,273,426	1,428,646	R3
.201 Act 515 Breach Tax							
.200 Prior Yr Tax Revenue	3,191	5,234	3,941	100	400	500	R3
.400 RE Taxes - Delinq. Tax Col.	19,068	20,345	14,255	17,500	13,812	15,000	R3
	-----	-----	-----	-----	-----	-----	
Sub-total	1,534,380	1,886,712	1,636,502	1,304,983	1,287,638	1,444,146	
<b>310 LOCAL TAX ENABLING ACT</b>							
.100 Real Est. Transf.	700,222	616,891	1,022,503	670,000	709,946	685,000	RS
.210 Earned Income Tax - Current Yr	4,017,840	4,119,550	4,268,389	4,248,700	4,342,000	4,417,000	RS
.500 Local Services Tax	608,417	618,296	625,040	620,000	620,000	630,540	RS
	-----	-----	-----	-----	-----	-----	
Sub-total	5,326,479	5,354,737	5,915,931	5,538,700	5,671,946	5,732,540	
<b>321 BUSINESS LICENSES AND PERMITS</b>							
.800 Cable TV Franchise Fee	212,494	190,746	185,191	185,000	180,000	180,000	R5
.801 FIOS TV Franchise	245,683	232,474	227,647	226,000	217,000	217,000	R5
.910 Pumper/Hauler Permits	900	850	900	450	450	450	
	-----	-----	-----	-----	-----	-----	
Sub-total	459,076	424,070	413,738	411,450	397,450	397,450	

DOYLESTOWN TOWNSHIP  
GENERAL FUND INCOME AND EXPENDITURE SCHEDULE  
2020 Budget, Fund 01

	2016 Prior Yr Actuals	2017 Prior Yr Actuals	2018 Last Yr	2019 Budget	2019 Forecast	2020 Adopted Budget	SCHEDULE A - Z
<b>331 FINES &amp; FORFEITS</b>							
.110 Veh. & Crime Fines	46,514	44,625	55,275	45,000	48,265	48,000	
	-----	-----	-----	-----	-----	-----	
Sub-total	46,514	44,625	55,275	45,000	48,265	48,000	
 <b>341 INTEREST &amp; RENTS</b>							
.010 Earn./Invest.	40,538	44,743	67,140	64,000	75,375	55,000	
	-----	-----	-----	-----	-----	-----	
Sub-total	40,538	44,743	67,140	64,000	75,375	55,000	
 <b>.330 INTERGOVERNMENTAL REVENUES</b>							
	9,995	9,777	18,882	35,000	7,331	10,000	
	-----	-----	-----	-----	-----	-----	
Sub-total	9,995	9,777	18,882	35,000	7,331	10,000	
 <b>351 FEDERAL OPERATING GRANTS</b>							
.010 Conservation Grant	0	0	0	25,000	0	25,000	
	-----	-----	-----	-----	-----	-----	
Sub-total	0	0	0	25,000	0	25,000	
 <b>354 REVENUE, GRANTS</b>							
.030 Community Development-ARLE Grant	18,794	0	0	0	0	0	
.530 State Capital and Operating Grants	83,015	0	0	0	0	0	
	-----	-----	-----	-----	-----	-----	
Sub-total	101,809	0	0	0	0	0	

DOYLESTOWN TOWNSHIP  
GENERAL FUND INCOME AND EXPENDITURE SCHEDULE  
2020 Budget, Fund 01

	2016 Prior Yr Actuals	2017 Prior Yr Actuals	2018 Last Yr	2019 Budget	2019 Forecast	2020 Adopted Budget	SCHEDULE A - Z
<b>355 STATE SHARED REVENUE</b>							
.010 PUC Realty Tax	8,755	8,474	8,746	9,000	8,420	8,500	R4
.070 Foreign Fire Premium Insurance Tx	170,270	151,676	138,963	138,963	155,284	155,284	
.080 Liquor Licenses	2,000	2,100	3,100	3,100	2,400	2,400	R4
.120 Forgn Cas. Act 205	293,101	321,178	332,592	332,592	384,037	384,037	R4
	-----	-----	-----	-----	-----	-----	
Sub-total	474,126	483,428	483,401	483,655	550,142	550,222	
<b>359 LOCAL GOVT. &amp; AUTH. PAYMENT IN LIEU OF TAXES</b>							
.100 Bcks Cnty Housing Auth.	19,826	19,826	19,826	19,825	19,825	19,825	
.200 Neshaminy Manor	10,000	10,000	10,000	10,000	10,000	10,000	
	-----	-----	-----	-----	-----	-----	
Sub-total	29,826	29,826	29,826	29,825	29,825	29,825	
<b>361 GENERAL GOVT. DEPARTMENT EARNINGS</b>							
.300 Subdiv. Ld. Dev. Fees	6,040	18,180	27,984	8,000	11,431	5,000	R6
.340 Zon Hearing Fees	14,830	8,400	16,100	15,000	33,000	15,000	R6
.350 Return Check Fee	35	0	70	70	70	70	
.360 Escrow Admin. Fees	8,394	10,812	13,428	10,000	17,146	10,000	R6
.400 News Letter Ad Revenue	6,074	11,046	6,867	7,500	5,982	6,000	
.500 Sale of Maps & Pub.	281	703	5	150	25	40	
.501 Meeting Room Use Fee	350	100	0	0	0	0	
.502 Cell Tower Lease	61,779	54,763	54,985	54,000	43,949	0	
	-----	-----	-----	-----	-----	-----	
Sub-total	97,783	104,003	119,439	94,720	111,603	36,110	

DOYLESTOWN TOWNSHIP  
GENERAL FUND INCOME AND EXPENDITURE SCHEDULE  
2020 Budget, Fund 01

	2016 Prior Yr Actuals	2017 Prior Yr Actuals	2018 Last Yr	2019 Budget	2019 Forecast	2020 Adopted Budget	SCHEDULE A - Z
<b>362 PUBLIC SAFETY &amp; PROTECTION INSPECTION</b>							
.100 Sp. Police Serv.	41,229	380	1,800	1,000	1,205	1,000	
.110 Sale of Acct. Rpts.	13,273	10,369	7,540	8,000	8,000	8,000	
.120 Solicitor Permits	3,015	1,850	3,225	2,600	1,775	2,600	
.130 Security Alarm Monitoring	1,535	8,060	7,220	7,000	7,907	7,500	
.135 Fire Alarm	239	469	0	300	795	300	R6
.410 Blding Permits	332,550	365,767	317,253	273,650	274,937	400,000	R6
.411 Mechanical Permit	24,349	81,134	37,934	30,000	36,964	40,000	R6
.412 Electrical Permit	15,794	13,914	14,576	13,000	13,000	15,000	R6
.413 Demolition Permit	3,300	2,510	2,800	2,500	2,500	2,500	R6
.414 Permit/Cert of Compliance	2,250	500	1,250	1,500	2,000	2,000	R6
.415 PA UCC Fees	28,294	28,039	27,487	30,000	35,000	30,000	R6
.416 Burn Permit	300	300	250	0	0	0	R6
.420 Grading Permits	4,750	8,660	2,580	2,500	1,500	5,000	R6
.430 Plbing Permits	14,552	18,790	11,799	12,000	15,000	14,000	R6
.435 Well Permit	600	400	405	400	300	300	R6
.460 Sign Permits	300	0	0	0	1,500	1,200	R6
.470 Deed Registration	3,250	2,820	3,710	3,500	2,500	3,000	R6
.480 Fire Prevention Permit	3,848	5,279	17,542	10,000	13,400	6,500	R6
.490 Fire Marshal Permit	0	50	200	150	250	150	R6
.820 Highway Occupancy	1,710	1,325	1,275	1,000	1,500	1,500	R6
	-----	-----	-----	-----	-----	-----	
Sub-total	495,189	550,630	458,846	399,100	420,033	540,550	

DOYLESTOWN TOWNSHIP  
GENERAL FUND INCOME AND EXPENDITURE SCHEDULE  
2020 Budget, Fund 01

	2016 Prior Yr Actuals	2017 Prior Yr Actuals	2018 Last Yr	2019 Budget	2019 Forecast	2020 Adopted Budget	SCHEDULE A - Z
<b>380 MISC. REVENUE</b>							
.010 Township	9,410	45,078	35,260	15,000	12,000	12,000	
.100 Sale of Surpls Prop.	48,576	25,463	23,760	16,500	6,720	15,000	
.150 Rev. from DTMA	37,929	38,915	38,915	39,926	39,926	43,919	R7
.152 Fringe Charged to DTMA	256,184	299,641	304,390	317,560	317,560	328,545	R7
.160 Rev. fr Recycle Grant	73,524	57,742	63,654	71,000	70,599	90,150	
.325 Insurance Reimbursement	61,223	14,463	22,543	15,000	17,435	16,500	
	-----	-----	-----	-----	-----	-----	
Sub-total	486,847	481,302	488,522	474,986	464,240	506,114	
<b>392 INTERFUND TRANSFERS</b>							
.018 Transfer from Capital Projects	0	178,109	0	0	0	0	T
.021 Transfer from Offsite	14,503	0	0	0	0	0	T
.080 Transfer from Detention Basins	15,000	15,000	15,000	7,500	7,500	1,200	T
	-----	-----	-----	-----	-----	-----	
Sub-total	29,503	193,109	15,000	7,500	7,500	1,200	
<b>395 REFUNDS FROM PRIOR YEARS EXPENSE</b>							
.000 Refunds	2,675	8,501	38,529	8,000	593	1,000	
	-----	-----	-----	-----	-----	-----	
Sub-total	2,675	8,501	38,529	8,000	593	1,000	
	=====	=====	=====	=====	=====	=====	
<b>TOTAL REVENUES</b>	9,134,742	9,615,464	9,741,031	8,921,918	9,071,941	9,377,156	

DOYLESTOWN TOWNSHIP  
GENERAL FUND INCOME AND EXPENDITURE SCHEDULE  
2020 Budget, Fund 01

	2016 Prior Yr Actuals	2017 Prior Yr Actuals	2018 Last Yr	2019 Budget	2019 Forecast	2020 Adopted Budget	SCHEDULE A - Z
<b>EXPENDITURES</b>							
<b>400 GENERAL GOVERNMENT</b>							
.113 Salary Supervisors	4,263	5,108	9,386	8,250	8,250	12,375	ES
.121 Salary Management	148,194	203,586	176,954	209,576	209,731	218,529	ES
.140 Salary Clerical	298,070	299,342	339,463	402,026	375,266	434,250	ES
.147 Longevity	20,400	21,600	18,300	19,350	19,350	20,400	ES
.148 Overtime	1,590	2,718	2,260	2,993	2,865	2,500	ES
.192 Phy. Fitness Bene.	1,147	1,222	1,038	1,000	800	1,000	
.194 Med. & Phy. Exams	1,276	845	824	850	889	900	
.195 Clerical Fees	3,040	3,040	3,520	4,200	2,660	3,200	
.210 Supplies	9,125	8,340	9,626	9,000	9,000	9,000	
.213 Sml Off/ Eqpt.	17,187	6,664	5,940	6,500	6,500	6,500	
.301 Credit Card Fees	1,454	2,278	1,904	2,000	1,370	1,500	
.302 Internet Web Site	6,613	11,628	11,534	15,000	19,205	12,800	
.304 TAB Video Communications	2,324	2,481	1,219	6,000	6,000	4,500	
.321 Telephone	30,992	35,158	28,879	31,000	27,123	31,000	
.322 PA One Call	2,933	2,152	2,861	2,500	1,597	2,000	
<b>(CONTINUED)</b>							



DOYLESTOWN TOWNSHIP  
GENERAL FUND INCOME AND EXPENDITURE SCHEDULE  
2020 Budget, Fund 01

	2016 Prior Yr Actuals	2017 Prior Yr Actuals	2018 Last Yr	2019 Budget	2019 Forecast	2020 Adopted Budget	SCHEDULE A - Z
<b>400 GENERAL GOVERNMENT</b>							
.325 Postage	13,593	13,596	14,006	14,500	12,648	14,500	
.331 Travel Exp.	894	1,390	1,276	1,500	1,321	1,500	
.341 Advertising	9,118	14,283	8,640	10,500	8,616	10,000	
.342 Printing	12,523	12,430	13,925	13,500	13,500	13,500	
.345 Miscellaneous	3,465	7,895	47,924	5,500	6,683	7,200	
.353 Prem./ Bonds	0	1,248	1,578	1,800	1,800	0	ES
.374 Equip. Rep/Maint.	26,941	28,352	33,858	34,000	27,000	50,000	E3
.386 Lease Office Equipment	12,901	12,093	10,853	15,100	11,000	14,000	E3
.420 Dues & Sub. & Spec. Events	8,124	9,689	21,043	9,000	6,500	7,500	
.422 E.A.C.	5,036	2,214	5,170	6,000	5,000	6,000	
.429 Permits	55	10	10	55	55	55	
.460 Mtg. Conf. Training	10,250	14,180	9,905	13,500	11,500	12,000	
.751 New Bldg - Admin Ancillary Items	0	0	0	13,300	0	0	
	-----	-----	-----	-----	-----	-----	
Sub-total	651,507	723,543	781,896	858,501	796,229	896,709	
<b>402 AUDITING</b>							
.000 Acct. & Aud.	19,015	16,184	16,184	19,500	23,500	19,500	
.300 Administrative Costs - Pension Expenses	0	3,750	2,500	4,250	4,000	4,000	
	-----	-----	-----	-----	-----	-----	
Sub-total	19,015	19,934	18,684	23,750	27,500	23,500	

DOYLESTOWN TOWNSHIP  
GENERAL FUND INCOME AND EXPENDITURE SCHEDULE  
2020 Budget, Fund 01

	2016 Prior Yr Actuals	2017 Prior Yr Actuals	2018 Last Yr	2019 Budget	2019 Forecast	2020 Adopted Budget	SCHEDULE A - Z
<b>403 TAX COLLECTION</b>							
.114 Salary	23,720	23,603	23,994	23,994	23,994	23,994	ES
.318 EIT Collection Fee	55,147	55,943	55,887	58,400	58,400	59,200	
.319 LST Collection Fee	10,682	10,617	10,673	10,800	10,800	11,034	
.325 Postage	1,762	1,761	1,748	1,800	1,800	1,800	
.342 Printing	1,571	1,571	1,566	1,600	1,600	1,600	
.460 Mtg. Conf. Training	0	0	0	500	0	500	
	-----	-----	-----	-----	-----	-----	
Sub-total	92,881	93,494	93,868	97,094	96,594	98,128	
<b>404 LEGAL</b>							
.314 Prof. Serv.-Legal	52,308	32,714	40,866	55,000	60,298	62,000	
	-----	-----	-----	-----	-----	-----	
Sub-total	52,308	32,714	40,866	55,000	60,298	62,000	
<b>406 GENERAL EXPENSE - OTHER</b>							
.383 Admin-Rental Facilities	0	0	79,470	86,100	114,000	0	
	-----	-----	-----	-----	-----	-----	
Sub-total	0	0	79,470	86,100	114,000	0	
<b>408 ENGINEERING</b>							
.313 Prof.Serv.-Engineer	152,848	64,471	149,023	125,000	134,851	130,000	E2
.315 Architect Prof Fees - Building Related	122,089	17,815	0	0	0	0	
.316 Traffic Engineer	89,976	60,549	72,983	85,000	90,000	85,000	E2
	-----	-----	-----	-----	-----	-----	
Sub-total	364,913	142,834	222,006	210,000	224,851	215,000	

DOYLESTOWN TOWNSHIP  
GENERAL FUND INCOME AND EXPENDITURE SCHEDULE  
2020 Budget, Fund 01

	2016 Prior Yr Actuals	2017 Prior Yr Actuals	2018 Last Yr	2019 Budget	2019 Forecast	2020 Adopted Budget	SCHEDULE A - Z
<b>409 BUILDING &amp; PLANT</b>							
.120 Salary	133,886	148,938	152,655	114,774	114,977	120,859	ES
.147 Longevity	1,890	6,600	5,610	3,600	3,600	3,750	ES
.148 Overtime	770	2,227	2,154	3,896	3,896	1,800	ES
.213 Sml Off/Eqpt.	275	203	1,433	1,500	400	1,000	
.220 Op. Supls.	15,384	11,587	19,057	18,000	18,000	18,000	
.231 Gasoline	216	267	311	326	271	293	
.238 Clth & Unf	1,985	1,323	1,862	3,300	3,300	3,300	
.251 Maint. & Rep (Veh)	345	242	271	500	205	300	
.321 Fire Alarms/ Telephones	1,586	4,791	4,614	5,500	9,405	8,000	
.361 Utilities	32,770	39,702	48,719	50,000	63,600	73,000	
.370 Rep/Maint Services	9,010	0	0	0	0	0	E3
.373 Maint & Rep.	14,763	67,913	52,303	55,000	67,626	65,000	E3
.454 Contracted Services	1,875	0	0	0	0	0	E3
.460 Training	744	1,568	3,656	4,000	2,197	4,000	
.750 Minor Equipment	2,360	14,561	5,998	10,000	10,000	10,000	
	-----	-----	-----	-----	-----	-----	
Sub-total	217,860	299,921	298,643	270,395	297,478	309,303	

DOYLESTOWN TOWNSHIP  
GENERAL FUND INCOME AND EXPENDITURE SCHEDULE  
2020 Budget, Fund 01

	2016 Prior Yr Actuals	2017 Prior Yr Actuals	2018 Last Yr	2019 Budget	2019 Forecast	2020 Adopted Budget	SCHEDULE A - Z
<b>410 POLICE PROTECTION</b>							
.123 Salary Police Department	1,758,707	1,830,645	1,924,779	1,989,241	1,921,734	2,118,597	ES
.140 Salary Clerical	84,209	86,321	89,278	91,141	91,334	96,050	ES
.142 Salary Crossing Guard	9,149	9,115	9,266	9,751	9,751	10,044	ES
.144 Salary Fire Police	4,611	0	308	8,000	(1,647)	8,000	ES
.146 Holiday Pay	81,944	84,138	82,969	94,003	94,003	101,123	ES
.147 Long. Pay	46,198	41,288	40,185	43,950	43,950	45,450	ES
.148 Overtime Pay	103,972	75,550	85,714	75,000	75,000	80,000	ES
.149 Court Time	22,057	26,875	28,072	32,500	27,426	30,000	ES
.192 Physical Fitness Ben	2,120	2,130	2,412	2,500	1,600	2,400	
.193 Tuition Reimburse.	0	0	0	3,000	0	3,000	
.196 Unif. Dry Cln.	16,800	15,567	17,281	17,100	16,363	17,500	
.213 Sml Off/Eqpt	3,000	0	972	3,000	3,000	3,000	
.215 Ammo & Supls.	6,342	5,861	7,385	9,629	9,629	13,100	
.216 Special Response Team	4,600	4,600	4,600	5,000	4,600	5,000	
.220 Matls. & Supls.	1,750	350	1,000	1,750	1,750	1,750	
.238 Uniforms	19,169	25,602	17,558	23,914	23,914	23,341	
.241 Gen. Exp.	2,927	1,677	1,759	3,100	3,100	3,100	
.250 Dare. Exp.	1,430	1,352	1,646	1,719	1,719	1,781	
.261 Invst. Eqpt.	6,215	12,962	7,445	12,893	12,893	11,316	
.321 Telephone	12,346	15,990	14,855	16,500	16,500	15,000	
.327 Radio Maint.	438	0	0	1,200	1,200	1,500	
.342 Printing	414	483	470	500	500	500	
.460 Schl/Sem.	8,345	17,721	15,562	19,371	15,000	19,850	
.461 Schl/Sem. Ch. & Lt.	0	1,544	1,911	4,000	1,805	4,000	
Sub-total	2,196,740	2,259,773	2,355,428	2,468,762	2,375,122	2,615,401	

DOYLESTOWN TOWNSHIP  
GENERAL FUND INCOME AND EXPENDITURE SCHEDULE  
2020 Budget, Fund 01

	2016 Prior Yr Actuals	2017 Prior Yr Actuals	2018 Last Yr	2019 Budget	2019 Forecast	2020 Adopted Budget	SCHEDULE A - Z
<b>411 FIRE SAFETY</b>							
.140 Salary Clerical	19,473	5,467	18,460	0	0	0	ES
.143 Salary Fire Marshal	69,297	59,261	63,181	63,409	63,375	66,555	ES
.147 Long. Fire Marshal	1,575	0	1,800	3,750	3,600	3,750	ES
.148 Overtime	5,004	6,954	6,576	9,574	16,837	6,200	ES
.213 Sml Off/Eqpt	2,009	4,441	1,431	5,500	5,500	7,000	
.220 Supplies	1,074	1,282	171	0	0	0	
.238 Uniforms	1,079	724	1,219	1,300	1,251	1,300	
.251 Maint. & Rep (Veh)	210	179	999	1,500	1,200	1,500	
.300 Public Safety Fire Relief	170,270	151,676	138,963	138,963	155,284	155,284	ES
.321 Telephone	2,620	2,119	4,724	2,700	2,983	2,400	
.460 Training	2,514	2,521	2,015	4,000	4,000	4,000	
	-----	-----	-----	-----	-----	-----	
Sub-total	275,126	234,750	239,539	230,697	254,031	247,989	
<b>412 POLICE VEHICLE EXPENSE</b>							
.231 Gasoline	29,682	36,594	42,642	44,598	37,098	40,196	
.234 Oil	1,174	922	1,049	1,600	1,600	1,600	
.252 Prev. Maint.	0	0	0	1,200	1,200	1,200	
.253 Speed. Calib.	2,358	1,853	2,037	2,600	2,600	2,600	
.254 Vehicle Maint.	1,342	1,004	1,798	3,500	3,500	3,500	
.256 Body Repair	4,392	2,884	8,633	5,000	6,496	7,800	
.257 Tires	2,268	2,249	3,735	4,000	4,000	4,000	
.262 Minor Vehicle Equipment	33,151	43,200	13,067	27,000	27,000	18,000	
	-----	-----	-----	-----	-----	-----	
Sub-total	74,365	88,705	72,962	89,498	83,495	78,896	

DOYLESTOWN TOWNSHIP  
GENERAL FUND INCOME AND EXPENDITURE SCHEDULE  
2020 Budget, Fund 01

	2016 Prior Yr Actuals	2017 Prior Yr Actuals	2018 Last Yr	2019 Budget	2019 Forecast	2020 Adopted Budget	SCHEDULE A-Z
<b>414 PLANNING &amp; ZONING</b>							
.122 Salary Bldg Insp./Zoning	67,071	69,445	70,385	86,673	86,673	89,646	ES
.140 Salary Clerical	17,915	24,753	20,433	38,027	33,586	41,330	ES
.191 Inspection Services	21,618	22,832	24,180	28,600	31,000	51,000	
.195 Clk. Fee (P/C Recd Secretary.	2,240	2,305	3,322	3,000	6,000	6,000	
.210 Off. Supls.	1,453	1,933	2,169	3,000	2,500	2,500	
.213 Small Off. Equip.	339	68	310	500	500	500	
.231 Gasoline	1,346	1,665	1,940	2,029	1,688	2,000	
.238 Uniforms	1,023	847	1,103	1,200	1,200	1,200	
.251 Maint. & Rep. Auto	381	712	1,225	1,000	1,000	1,000	
.306 Prof. Serv. Arborist	1,200	1,200	1,200	1,800	1,200	1,200	E6
.312 Pl. Consultant	61,077	31,224	64,260	60,000	60,000	50,000	
.314 Sp. Legal Serv.	19,323	18,941	20,246	16,000	20,000	19,000	
.342 Printing	2,061	19,232	7,408	6,000	6,336	6,000	
.374 Equip. Rep & Maint	3,578	4,663	3,963	4,000	4,000	4,000	
.460 Training	1,246	1,792	1,648	1,800	1,800	1,800	
.500 Grants, Cont. & Subsidies	2,521	2,521	2,521	2,750	2,521	2,750	
Sub-total	204,391	204,132	226,313	256,380	260,005	279,926	
<b>415 EMERGENCY MANAGEMENT</b>							
.220 Civ. Defense Matls.	2,728	2,676	2,943	3,500	4,000	4,000	
.460 Schls/Sem.	440	580	277	800	500	800	
Sub-total	3,167	3,256	3,220	4,300	4,500	4,800	
<b>416 POLICE HEADQUARTERS</b>							
.191 Recruiting	0	160	1,997	2,000	2,904	1,500	
.194 Med. & Phy. Exams	97	500	3,460	3,000	2,200	3,000	
.220 Operating Supls.	3,006	1,577	2,075	4,000	4,000	4,000	
.374 Equip. Rep & Maint	29,572	31,070	38,063	41,828	41,828	42,898	
Sub-total	32,675	33,307	45,596	50,828	50,932	51,398	
<b>428 PUBLIC WORKS - WEED CONTROL</b>							
.220 Pub. Wks. Serv. Supls	668	480	1,383	1,500	500	1,000	E4
.374 Rep. of Tls. & Mach.	570	404	1,236	1,500	650	1,000	E4
Sub-total	1,238	885	2,619	3,000	1,150	2,000	

DOYLESTOWN TOWNSHIP  
GENERAL FUND INCOME AND EXPENDITURE SCHEDULE  
2020 Budget, Fund 01

	2016 Prior Yr Actuals	2017 Prior Yr Actuals	2018 Last Yr	2019 Budget	2019 Forecast	2020 Adopted Budget	SCHEDULE A - Z
<b>429 SEPTAGE DEPARTMENT</b>							
.140 Salary Clerical	8,181	8,082	0	0	0	0	ES
.220 Supplies	0	50	0	50	50	50	
.313 Prof.Serv.-Engineer	1,184	0	4,486	3,500	577	0	
.314 Prof. Serv. - Legal	314	1,153	0	2,500	400	0	
.325 Postage	0	1,750	0	1,750	1,750	1,750	
.342 Printing	0	0	558	600	589	600	
.374 Equip. Rep & Maint	0	300	0	300	0	0	
	-----	-----	-----	-----	-----	-----	
Sub-total	9,680	11,336	5,044	8,700	3,366	2,400	
<b>430 HIGHWAY MAINTENANCE</b>							
<b>GENERAL SERVICE</b>							
.144 Salary Road Worker	434,651	400,680	429,999	419,306	454,507	491,957	ES
.147 Longevity	9,450	8,850	9,450	10,050	10,050	10,650	ES
.148 Highway Maintenance Overtime	14,802	13,340	14,432	14,536	14,536	73,740	ES
.231 Gasoline	4,801	5,941	6,923	7,241	6,023	6,526	
.232 Diesel Fuel	9,454	10,323	13,425	13,090	13,999	15,800	
.234 Oil	1,002	0	1,382	1,500	732	1,500	E4
.238 Clth. & Unf.	10,148	11,450	12,783	10,000	10,000	10,000	
.245 Hwy. Supls/Ptch	12,832	0	0	0	0	0	E4
.262 Minor Eqpt.	5,130	4,263	6,034	5,500	4,009	4,000	
.264 Hand Tools	618	1,619	968	1,500	1,801	1,850	
.365 Debris Disposal	15,708	10,611	9,067	20,000	18,292	10,000	E4
.374 Rep & Maint--Equip.	7,835	33	5,655	5,000	1,500	3,500	
.384 Rent Mach & Equip	8,751	2,712	0	5,000	2,000	3,500	
.452 Contracted Tree Trimming	41,710	0	42,915	35,000	35,000	36,750	E6
.456 Detent. Basin Mowing	27,550	14,040	13,779	16,500	17,500	24,750	E6
.460 Training	187	428	190	500	1,080	1,000	
	-----	-----	-----	-----	-----	-----	
Sub-total	604,629	484,291	567,004	564,722	591,029	695,523	

DOYLESTOWN TOWNSHIP  
GENERAL FUND INCOME AND EXPENDITURE SCHEDULE  
2020 Budget, Fund 01

	2016 Prior Yr Actuals	2017 Prior Yr Actuals	2018 Last Yr	2019 Budget	2019 Forecast	2020 Adopted Budget	SCHEDULE A - Z
<b>433 HIGHWAY TRAFFIC CONTROL</b>							
.246 Supls,Paint,Sgn etc.	9,537	12,099	13,969	12,500	12,500	12,500	E5
.451 Contract Repair-Traffic Signals	9,239	5,116	3,828	8,500	8,500	8,500	E5
	-----	-----	-----	-----	-----	-----	
Sub-total	18,775	17,215	17,797	21,000	21,000	21,000	
<b>434 STREET LIGHTING</b>							
.361 Electricity	1,018	0	0	0	0	0	
.362 Street Light Repairs	19,122	1,284	2,506	2,000	2,000	2,000	E5
	-----	-----	-----	-----	-----	-----	
Sub-total	20,140	1,284	2,506	2,000	2,000	2,000	
<b>437 HIGHWAY MAINT-TOOLS &amp; EQUIP.</b>							
.254 Minor Equip. Maint.	25	32	686	650	650	0	E4
.255 Major Equip. Maint	3,814	594	2,011	2,000	2,000	3,000	E4
.257 Tires	3,929	0	4,153	11,000	8,490	5,000	E4
.455 Cont. Rep. of Equip.	0	0	1,516	2,500	500	0	E4
	-----	-----	-----	-----	-----	-----	
Sub-total	7,768	626	8,367	16,150	11,640	8,000	



DOYLESTOWN TOWNSHIP  
GENERAL FUND INCOME AND EXPENDITURE SCHEDULE  
2020 Budget, Fund 01

	2016 Prior Yr Actuals	2017 Prior Yr Actuals	2018 Last Yr	2019 Budget	2019 Forecast	2020 Adopted Budget	SCHEDULE A - Z
<b>446 STORM WATER MANAGEMENT</b>							
.140 Salary	3,478	2,069	0	0	0	0	ES
.220 Operating Supplies	0	0	0	250	0	0	
.313 Engineering Services	19,333	65,026	30,938	35,000	35,000	35,000	
.314 Legal Services	523	425	0	600	300	600	
.325 Postage	21	0	65	200	100	200	
.341 Advertising	183	183	183	500	349	750	
.365 Storm Water Mgt-Str Sweeping	0	0	0	17,000	0	0	
.366 Storm Water Mgt-Str Bank Stabil.	0	0	0	14,500	0	0	
.420 Dues & Subscriptions	400	0	0	200	0	0	
.460 Training	40	38	75	500	250	500	
	-----	-----	-----	-----	-----	-----	
<b>Sub-total</b>	<b>23,979</b>	<b>67,742</b>	<b>31,261</b>	<b>68,750</b>	<b>35,999</b>	<b>37,050</b>	
<b>458 Senior Citizens Task Force</b>							
.340 Senior Citizens Taskforce	298	0	0	0	0	0	
	-----	-----	-----	-----	-----	-----	
<b>Sub-total</b>	<b>298</b>	<b>0</b>	<b>0</b>	<b>0</b>	<b>0</b>	<b>0</b>	

DOYLESTOWN TOWNSHIP  
GENERAL FUND INCOME AND EXPENDITURE SCHEDULE  
2020 Budget, Fund 01

	2016 Prior Yr Actuals	2017 Prior Yr Actuals	2018 Last Yr	2019 Budget	2019 Forecast	2020 Adopted Budget	SCHEDULE A - Z
<b>459 Donations &amp; Contributions</b>							
.023 Spectator Rec	18,500	18,500	59,200	64,700	64,700	64,700	
	-----	-----	-----	-----	-----	-----	
Sub-total	18,500	18,500	59,200	64,700	64,700	64,700	
<b>461 Conservation of Natural Resources</b>							
.711 Conservation of Natural Resources	11,131	7,186	0	7,500	7,500	7,500	
	-----	-----	-----	-----	-----	-----	
Sub-total	11,131	7,186	0	7,500	7,500	7,500	
<b>471 Capital Leases</b>							
.100 Capital Leases	194,604	241,721	208,170	212,865	212,865	149,733	ES
	-----	-----	-----	-----	-----	-----	
Sub-total	194,604	241,721	208,170	212,865	212,865	149,733	
<b>483 RETIREMENT CONTRIBUTION</b>							
.160 Non-Uniform	328,165	327,506	576,994	583,318	583,318	514,887	ES
.161 Non-uniform MMO - DC Plan	27,639	27,408	37,051	46,650	43,650	46,500	ES
.163 Police Pension	376,141	394,189	637,435	650,368	650,368	704,042	ES
	-----	-----	-----	-----	-----	-----	
Sub-total	731,945	749,103	1,251,480	1,280,336	1,277,336	1,265,429	
<b>486 INSURANCE PREMIUMS</b>							
.152 Dental Insurance	92,443	86,399	90,508	89,377	93,410	94,344	
.155 Vision Care	5,419	4,650	4,224	4,543	5,337	5,300	
.158 Life Insurance	35,091	34,940	35,887	36,521	35,706	37,367	
.159 Medical Insurance	949,045	895,783	1,028,990	1,004,553	1,039,000	1,077,000	ES
.161 FICA	329,860	343,452	354,023	369,559	350,295	360,804	ES
.162 PA Unemploy.Comp.Tax	12,234	12,148	12,110	12,349	12,349	12,349	
.164 Deferred Comp (Nationwide)	20	20	20	20	20	20	
.165 Deferred Comp (Valic)	5,919	5,581	5,472	5,700	5,700	5,700	
.167 Deferred Comp-Bernie Wealth	4,994	7,199	6,623	6,300	7,000	7,000	
.352 Fire/Libly/Auto Ins.	279,114	273,964	261,110	240,000	227,300	230,171	ES
.354 Workman's Comp.	170,458	189,614	182,676	185,000	172,348	180,568	
.355 Post Employment Health Pln	55,605	55,556	57,404	60,280	58,104	59,995	
	-----	-----	-----	-----	-----	-----	
Sub-total	1,940,203	1,909,306	2,039,047	2,014,201	2,006,569	2,070,617	

DOYLESTOWN TOWNSHIP  
GENERAL FUND INCOME AND EXPENDITURE SCHEDULE  
2020 Budget, Fund 01

	2016 Prior Yr Actuals	2017 Prior Yr Actuals	2018 Last Yr	2019 Budget	2019 Forecast	2020 Adopted Budget	SCHEDULE A - Z
<b>491 REFUNDS OF PRIOR YEARS</b>							
.415 Refunds & Returns	748	4,024	9,726	3,000	3,000	3,000	
.416 PLGIT CD Investment Fee	1,110	1,108	1,094	1,100	750	750	
	-----	-----	-----	-----	-----	-----	
<b>Sub-total</b>	<b>1,858</b>	<b>5,132</b>	<b>10,819</b>	<b>4,100</b>	<b>3,750</b>	<b>3,750</b>	
<b>492 INTERFUND TRANSFERS</b>							
.005 Trnsf. to P & R Fund-Op.	200,000	370,000	300,000	340,000	340,000	225,000	T
.018 Trnsf. to Capital Projects	0	0	0	0	1,550,000	0	T
.029 Trnsf. To Open Space	3,650	0	0	0	0	0	T
.031 Trnsf. to Cap. Res.	0	235,000	75,000	320,000	320,000	1,151,000	T
.053 Trnsf. To Roads & Bridges		655,000	540,000	0	0	0	T
.610 Trnsf. To Roads & Bridges - PR-WR	0	0	2,000	0	0	0	T
	-----	-----	-----	-----	-----	-----	
<b>Sub-total</b>	<b>203,650</b>	<b>1,260,000</b>	<b>917,000</b>	<b>660,000</b>	<b>2,210,000</b>	<b>1,376,000</b>	
	=====	=====	=====	=====	=====	=====	
<b>TOTAL EXPENDITURES</b>	<b>7,973,345</b>	<b>8,910,716</b>	<b>9,597,799</b>	<b>9,629,329</b>	<b>11,093,940</b>	<b>10,588,751</b>	
	=====	=====	=====	=====	=====	=====	
<b>EXCESS REVENUES (EXPEND.)</b>	<b>1,161,397</b>	<b>704,748</b>	<b>143,232</b>	<b>(707,411)</b>	<b>(2,021,999)</b>	<b>(1,211,595)</b>	
<b>REMAINING RESERVE</b>		<b>5,242,320</b>	<b>5,385,552</b>	<b>2,978,619</b>	<b>3,363,553</b>	<b>2,151,958</b>	

DOYLESTOWN TOWNSHIP  
 FIRE FUND INCOME AND EXPENDITURE SCHEDULE  
 2020 Budget, Fund 03

	2016 Prior Yr Actuals	2017 Prior Yr Actuals	2018 Last Yr	2019 Budget	2019 Forecast	2020 Adopted Budget	SCHEDULE A - Z
RESERVE FOR FIRE FUND REVENUES	6,611	7,854	7,010	1,974	1,974	5,318	
<b>301 REAL PROPERTY TAXES - Millage</b>	<b>FIRE TAX</b>	<b>1,250</b>	<b>1,250</b>	<b>1,250</b>	<b>1,250</b>	<b>1,250</b>	<b>R2</b>
.100 RE Tax Cur. Yr.	328,722	332,344	337,064	338,785	337,818	340,154	R3
.200 Prior Year	694	935	818	500	500	700	R3
.400 RE Tax Delq.	4,145	3,633	2,969	3,700	3,726	3,600	R3
	-----	-----	-----	-----	-----	-----	
Sub-total	333,561	336,912	340,850	342,985	342,044	344,454	
<b>341 INTEREST &amp; RENTS</b>							
.010 Interest Earned	104	201	431	500	1,301	1,000	
	-----	-----	-----	-----	-----	-----	
Sub-total	104	201	431	500	1,301	1,000	
	=====	=====	=====	=====	=====	=====	
<b>TOTAL REVENUES</b>	<b>333,664</b>	<b>337,114</b>	<b>341,281</b>	<b>343,485</b>	<b>343,345</b>	<b>345,454</b>	
<b>EXPENDITURES</b>							
<b>411 FIRE SAFETY</b>							
.520 Fire Tax Cont.& Int. (88.1% Doyle, 10.2% Warr, 1.7% Chalfont)	332,422	337,957	346,317	340,000	340,000	340,000	ES
	-----	-----	-----	-----	-----	-----	
Sub-total	332,422	337,957	346,317	340,000	340,000	340,000	
	=====	=====	=====	=====	=====	=====	
<b>TOTAL EXPENDITURES</b>	<b>332,422</b>	<b>337,957</b>	<b>346,317</b>	<b>340,000</b>	<b>340,000</b>	<b>340,000</b>	
	=====	=====	=====	=====	=====	=====	
EXCESS REVENUES (EXPEND.)	1,242	(844)	(5,036)	3,485	3,345	5,454	
REMAINING RESERVE		7,010	1,974	5,459	5,318	10,772	

DOYLESTOWN TOWNSHIP  
PARK & RECREATION OPERATIONS FUND  
INCOME AND EXPENDITURE SCHEDULE  
2020 Budget, Fund 05

	2016 Prior Yr Actuals	2017 Prior Yr Actuals	2018 Last Yr	2019 Budget	2019 Forecast	2020 Adopted Budget	SCHEDULE A - Z
<b>RESERVE FOR PARK &amp; RECREATION FUND</b>	377,280	417,938	572,717	173,832	552,171	359,574	
<b>301 REAL PROPERTY TAXES - Millage</b>	PARK & REC FUND	0.750	0.750	2.000	2.000	2.250	R2
.100 RE Tax Cur. Yr.	197,233	199,407	202,084	542,056	539,582	612,277	R3
.200 Prior Year	467	561	491	150	150	200	R3
.400 RE Tax Delqt.	2,487	2,180	1,781	2,200	5,816	5,500	R3
	-----	-----	-----	-----	-----	-----	
Sub-total	200,188	202,147	204,356	544,406	545,548	617,977	
<b>341 INTEREST EARNINGS</b>							
.010 Interest Earned	702	1,776	6,372	6,000	7,475	6,500	
	-----	-----	-----	-----	-----	-----	
Sub-total	702	1,776	6,372	6,000	7,475	6,500	
<b>354 STATE CAPITAL &amp; OPERATING GRANTS</b>							
.070 Sensory Trail	57,402	0	0	0	0	0	
.071 Kids Castle	0	0	0	127,195	127,195	0	
.072 DCNR Comp Plan	0	0	5,000	5,000	0	7,500	
	-----	-----	-----	-----	-----	-----	
Sub-total	57,402	0	5,000	132,195	127,195	7,500	
<b>367 RECREATION SERVICES</b>							
.275 Programs & Services	190,464	165,086	167,458	140,000	160,432	170,000	
.280 Facility Rentals & Permits	0	0	0	0	0	0	
.500 Fees in lieu of Recreation	13,880	2,000	7,520	2,000	2,880	2,000	
.828 KC Contrib & Donations	22,988	48,661	24,527	20,000	6,898	5,000	
.880 Dog Park	18,432	17,820	16,184	17,000	17,000	17,000	
	-----	-----	-----	-----	-----	-----	
Sub-total	246,024	233,567	215,688	179,000	187,211	194,000	
<b>387 CONTRIBUTIONS</b>							
.000 Contr/Donations	10,000	0	2,500	2,000	0	500	
.100 Sensory Trail	10,000	0	0	0	0	0	
	-----	-----	-----	-----	-----	-----	
Sub-total	20,000	0	2,500	2,000	0	500	

DOYLESTOWN TOWNSHIP  
PARK & RECREATION OPERATIONS FUND  
INCOME AND EXPENDITURE SCHEDULE  
2020 Budget, Fund 05

	2016 Prior Yr Actuals	2017 Prior Yr Actuals	2018 Last Yr	2019 Budget	2019 Forecast	2020 Adopted Budget	SCHEDULE A - Z
<b>392 INTERGOVERNMENTAL TRANSFERS</b>							
.010 Trnsf./ Gen. Fund	200,000	370,000	300,000	340,000	340,000	225,000	T
.023 Trnsf./CFR Impr Fund	0	22,965	0	23,000	0	23,000	T
	-----	-----	-----	-----	-----	-----	
Sub-total	200,000	392,965	300,000	363,000	340,000	248,000	
<b>395 REVENUE FROM OTHER SOURCES</b>							
.000 Refunds from Prior Year Expenditures	0	0	0	1,000	0	1,000	
	-----	-----	-----	-----	-----	-----	
Sub-total	0	0	0	1,000	0	1,000	
	=====	=====	=====	=====	=====	=====	
<b>TOTAL REVENUES</b>	<b>724,316</b>	<b>830,455</b>	<b>733,916</b>	<b>1,227,601</b>	<b>1,207,429</b>	<b>1,075,477</b>	
<b>EXPENDITURES</b>							
<b>406 EXPENSE GENERAL</b>							
383 Other Gen'l Govt Admin-Rental Facilities	0	0	0	0	0	47,550	
	-----	-----	-----	-----	-----	-----	
Sub-total	0	0	0	0	0	47,550	
<b>452 PARK RECREATION</b>							
.113 Salary Park Maintenance	175,565	169,265	183,399	183,190	175,565	175,070	
.126 Salary Recreation	121,902	125,359	126,769	132,044	132,044	136,497	ES
.147 Longevity Maint	7,050	8,700	9,150	4,200	4,200	4,500	
.148 Overtime	23,165	30,856	21,987	21,095	21,095	21,728	
.149 Longevity Rec	3,150	3,300	3,450	3,600	3,600	3,750	ES
.210 Office Supplies	131	834	314	300	1,272	600	
.213 Small Equipment	3,558	5,273	8,278	4,000	4,000	10,500	
.214 Small Equipment	369	342	0	400	400	0	
.231 Gasoline	5,441	6,101	7,109	7,435	6,185	7,807	
.232 Diesel	1,438	1,570	2,125	2,229	2,130	2,340	
.238 Uniforms	3,776	3,337	3,881	3,500	3,500	4,000	
.239 Uniforms	47	397	279	500	500	500	
.246 P&R Sign, Traffic Controls Maint	3,291	450	4,560	3,000	3,000	0	
.247 P&R Sign, Traffic Controls Rec	589	369	763	1,000	1,000	0	
.270 Recreation Supplies	3,060	2,157	4,077	5,000	5,000	6,400	
.275 Programs & Services	67,563	53,306	55,539	60,000	45,761	50,000	
.302 Credit Card Fees	4,127	4,232	3,973	4,000	5,192	5,500	
.321 Telephone	5,091	5,543	4,758	4,500	3,071	3,145	
.325 Postage	5,648	5,113	5,203	6,000	6,000	6,000	

DOYLESTOWN TOWNSHIP  
 PARK & RECREATION OPERATIONS FUND  
 INCOME AND EXPENDITURE SCHEDULE  
 2020 Budget, Fund 05

	2016	2017	2018	2019	2019	2020	SCHEDULE
	Prior Yr Actuals	Prior Yr Actuals	Last Yr	Budget	Forecast	Adopted Budget	A - Z
<b>(CONTINUED)</b>							
<b>452 PARK RECREATION</b>							
.331 Training - P & R Management	0	0	3,517	5,000	4,500	5,000	
.341 Advertising	450	258	127	0	0	0	
.342 Printing	14,025	14,025	14,025	20,000	18,000	19,000	
.361 Electricity	7,169	12,204	13,471	15,000	11,516	13,500	
.374 Park Maintenance	103,002	76,269	105,268	100,000	80,000	270,000	ES
.384 Computer Equip. Maint.	6,361	6,443	8,692	10,000	10,000	10,000	
.420 Dues & Subscriptions	1,074	1,415	1,397	2,000	2,000	2,600	
.450 Contracted Services	75,360	88,650	78,915	170,000	170,000	0	
.452 Tree Trimming	8,185	7,846	64,277	0	0	0	
.460 Training - P & R Maintenance	2,847	5,693	1,165	3,000	1,000	1,500	
.502 P & R Comp Plan	0	0	10,542	5,000	15,000	2,500	
.610 Turk II Backstop Replacement	0	0	0	50,000	31,995	0	C1, CS
.611 Turk Park II - Parking Lot Maint	0	0	0	0	0	20,000	C2, CS
.612 Doylestown Lea Trail - Drainage Pipe maint	0	0	0	0	0	63,500	C2, CS
.613 Turk Park I - Parking Lot Maint	0	0	0	0	0	20,000	C2, CS
.614 State St - Fence replacement	0	0	0	0	0	0	C2, CS
.615 Bridge Pt Park - Structure Roof Replacement	0	0	0	0	0	30,000	C2, CS
.723 Turk I Playground Replacement	0	0	0	50,000	50,000	0	C1, CS
.724 Turk II Playground Poured in Place	0	0	0	50,000	0	50,000	C1, C2, CS
.820 Dog Park Improvement/Maint	4,066	12,984	6,548	6,500	6,500	6,500	
.883 Kids Castle Related Expenses	556	2,113	906	1,000	1,000	1,000	
	-----	-----	-----	-----	-----	-----	
Sub-total	658,056	654,404	754,462	933,492	825,026	953,437	
<b>459 P&amp;R: CULTURE-RECREATION</b>							
.611 Central Park repaving	0	0	0	50,000	0	0	C1, CS
.640 Park Lighting upgrade to LED/Pole R&R	0	0	0	235,000	150,000	85,000	C1, C2, CS
.700 Cent.Park - Save Kids Castle	725	10,272	0	400,000	425,000	0	C1, CS
.725 Cent. Park - Sensory Trail	24,877	0	0	0	0	0	
	-----	-----	-----	-----	-----	-----	
Sub-total	25,602	10,272	0	685,000	575,000	85,000	
<b>491 EXPENSE GENERAL</b>							
.415 Refunds of Prior Year Revenues	0	11,000	0	0	0	0	
	-----	-----	-----	-----	-----	-----	
Sub-total	0	11,000	0	0	0	0	
	=====	=====	=====	=====	=====	=====	
<b>TOTAL EXPENDITURES</b>	<b>683,658</b>	<b>675,676</b>	<b>754,462</b>	<b>1,618,492</b>	<b>1,400,026</b>	<b>1,085,987</b>	
	=====	=====	=====	=====	=====	=====	
<b>EXCESS REVENUES (EXPEND.)</b>	<b>40,658</b>	<b>154,779</b>	<b>(20,546)</b>	<b>(390,892)</b>	<b>(192,597)</b>	<b>(10,510)</b>	
<b>REMAINING RESERVE</b>	<b>417,938</b>	<b>572,717</b>	<b>552,171</b>	<b>(217,060)</b>	<b>359,574</b>	<b>349,064</b>	

DOYLESTOWN TOWNSHIP  
DEBT SERVICE FUND  
INCOME AND EXPENDITURE SCHEDULE  
2020 Budget, Fund 17

	2016 Prior Yr Actuals	2017 Prior Yr Actuals	2018 Last Yr	2019 Budget	2019 Forecast	2020 Adopted Budget	SCHEDULE A - Z
<b>RESERVE FOR DEBT SERVICE REVENUES</b>	245,675	148,531	90,086	118,473	238,118	319,207	
<b>301 REAL PROPERTY TAXES - Millage</b>		1.500	2.000	2.500	2.500	2.500	R2
.100 RE Tax Cur. Yr.	460,211	399,774	539,302	677,570	673,704	680,307	R3
.200 RE Tax Prior Yr.	971	161	1,308	400	400	500	R3
.400 RE Tax Delqt.	5,803	4,360	4,750	4,400	6,500	6,000	R3
	-----	-----	-----	-----	-----	-----	
Sub-total	466,985	404,295	545,360	682,370	680,604	686,807	
<b>341 INTEREST &amp; RENTS</b>							
.010 Interest Earned	309	418	2,252	2,430	4,065	3,500	
	-----	-----	-----	-----	-----	-----	
Sub-total	309	418	2,252	2,430	4,065	3,500	
<b>380 MISC. REVENUE</b>							
.150 Revenue from DTMA	82,399	45,325	0	0	0	0	R7
	-----	-----	-----	-----	-----	-----	
Sub-total	82,399	45,325	0	0	0	0	
<b>TOTAL REVENUES</b>	<b>549,693</b>	<b>450,037</b>	<b>547,612</b>	<b>684,800</b>	<b>684,669</b>	<b>690,307</b>	



DOYLESTOWN TOWNSHIP  
DEBT SERVICE FUND  
INCOME AND EXPENDITURE SCHEDULE  
2020 Budget, Fund 17

	2016 Prior Yr Actuals	2017 Prior Yr Actuals	2018 Last Yr	2019 Budget	2019 Forecast	2020 Adopted Budget	SCHEDULE A - Z
<b>EXPENDITURES</b>							
<b>471 DEBT PRINCIPAL</b>							
.093 DVRFA Loan	597,000	330,000	0	0	0	0	E1
.094 Principle Bond Obligation	0	0	100,000	305,000	305,000	315,000	E1
.098 Term Loan 410,000/12	44,227	0	0	0	0	0	E1
.099 Principle Term Note	0	0	0	62,043	0	0	E1
	-----	-----	-----	-----	-----	-----	
Sub-total	641,227	330,000	100,000	367,043	305,000	315,000	
<b>472 DEBT SERVICE INTEREST</b>							
.094 Interest Bond Obligation	0	177,252	299,580	344,014	298,580	289,430	E1
.098 Term Loan 410,000@.0325	430	0	0	0	0	0	E1
.099 Interest Term Note	0	0	0	10,543	0	0	E1
.302 DVRFA Loan	5,180	1,231	0	0	0	0	E1
	-----	-----	-----	-----	-----	-----	
Sub-total	5,610	178,482	299,580	354,557	298,580	289,430	
	=====	=====	=====	=====	=====	=====	
<b>TOTAL EXPENDITURES</b>	<b>646,837</b>	<b>508,482</b>	<b>399,580</b>	<b>721,600</b>	<b>603,580</b>	<b>604,430</b>	
	=====	=====	=====	=====	=====	=====	
<b>EXCESS REVENUES (EXPEND.)</b>	<b>(97,144)</b>	<b>(58,445)</b>	<b>148,032</b>	<b>(36,801)</b>	<b>81,089</b>	<b>85,877</b>	
<b>REMAINING RESERVE</b>	<b>148,531</b>	<b>90,086</b>	<b>238,118</b>	<b>81,672</b>	<b>319,207</b>	<b>405,084</b>	

DOYLESTOWN TOWNSHIP  
 CAPITAL PROJECTS FUND  
 INCOME AND EXPENDITURE SCHEDULE  
 2020 Budget, Fund 18

	2016 Prior Yr Actuals	2017 Prior Yr Actuals	2018 Last Yr	2019 Budget	2019 Forecast	2020 Adopted Budget	SCHEDULE A - Z
RESERVE FOR CAPITAL PROJECTS FUND	0	0	6,895,040	3,584,413	3,584,413	14,425	
<b>REVENUES</b>							
<b>341 INTEREST &amp; RENTS</b>							
.010 Interest Earned	0	61,506	107,624	35,000	30,012	150	
Sub-total	0	61,506	107,624	35,000	30,012	150	
<b>393 PROCEEDS OF GENERAL LONG TERM DEBT</b>							
.120 Proceeds General Obligation Bond	0	9,940,000	0	2,003,120	0	0	
.170 Proceeds from Loan	0	55,798	0	0	0	0	
Sub-total	0	9,995,798	0	2,003,120	0	0	
<b>TOTAL REVENUE</b>	0	10,057,304	107,624	2,038,120	1,580,012	150	

DOYLESTOWN TOWNSHIP  
 CAPITAL PROJECTS FUND  
 INCOME AND EXPENDITURE SCHEDULE  
 2020 Budget, Fund 18

	2016 Prior Yr Actuals	2017 Prior Yr Actuals	2018 Last Yr	2019 Budget	2019 Forecast	2020 Adopted Budget	SCHEDULE A - Z
<b>EXPENDITURES</b>							
<b>409 GENERAL GOVERNMENT BUILDING</b>							
.730 DTWP Building Project	0	2,685,189	3,418,252	5,069,488	5,150,000	0	C1, CS
	-----	-----	-----	-----	-----	-----	
Sub-total	0	2,685,189	3,418,252	5,069,488	5,150,000	0	
<b>439 HIGHWAY CONSTRUCTION AND REBUILDING</b>							
.720 Chapman Road Bridge	0	153,546	0	0	0	0	CS
	-----	-----	-----	-----	-----	-----	
Sub-total	0	153,546	0	0	0	0	
<b>475 COST OF ISSUANCE</b>							
.660 Cost of Issuance	0	145,419	0	0	0	0	
	-----	-----	-----	-----	-----	-----	
Sub-total	0	145,419	0	0	0	0	
<b>492 INTERFUND OPERATING TRANSFER</b>							
.001 Transfer to General Fund	0	178,109	0	0	0	0	T
	-----	-----	-----	-----	-----	-----	
Sub-total	0	178,109	0	0	0	0	
	=====	=====	=====	=====	=====	=====	
<b>TOTAL EXPENDITURES</b>	0	3,162,264	3,418,252	5,069,488	5,150,000	0	
	=====	=====	=====	=====	=====	=====	
<b>EXCESS REVENUES (EXPEND.)</b>	0	6,895,040	(3,310,628)	(3,031,368)	(3,569,988)	150	
<b>REMAINING RESERVE</b>	0	6,895,040	3,584,413	553,045	14,425	14,575	

DOYLESTOWN TOWNSHIP  
OFF-SITE IMPROVEMENT FUND  
INCOME AND EXPENDITURE SCHEDULE  
2020 Budget, Fund 21

	2016 Prior Yr Actuals	2017 Prior Yr Actuals	2018 Last Yr	2019 Budget	2019 Forecast	2020 Adopted Budget	SCHEDULE A-Z
RESERVE FOR OFF-SITE IMPROVEMENT FUND	440,428	635,710	485,250	856,127	575,898	581,967	
<b>REVENUES</b>							
<b>341 INTEREST &amp; RENTS</b>							
.010 Interest Earned	725	1,951	4,094	3,300	5,000	4,500	
Sub-total	725	1,951	4,094	3,300	5,000	4,500	
<b>357 LOCAL GOVT OPER. GRANTS</b>							
.200 Community Development Grant	182,042	0	0	0	0	30,000	
.201 Neshaminy Green Trail B & H	305,438	0	84,190	0	0	0	
Sub-total	487,480	0	84,190	0	0	30,000	
<b>367 FEES IN LIEU OF RECREATION</b>							
.500 Fees in Lieu of Recreation	63,871	29,194	42,939	20,000	2,569	10,000	
Sub-total	63,871	29,194	42,939	20,000	2,569	10,000	
<b>392 INTERFUND TRANSFERS</b>							
.029 Transfer from Open Space	0	0	273	0	0	0	T
Sub-total	0	0	273	0	0	0	
<b>TOTAL REVENUE</b>	=====	=====	=====	=====	=====	=====	
	552,076	31,145	131,496	23,300	7,569	44,500	

DOYLESTOWN TOWNSHIP  
OFF-SITE IMPROVEMENT FUND  
INCOME AND EXPENDITURE SCHEDULE  
2020 Budget, Fund 21

	2016 Prior Yr Actuals	2017 Prior Yr Actuals	2018 Last Yr	2019 Budget	2019 Forecast	2020 Adopted Budget	SCHEDULE A - Z
<b>EXPENDITURES</b>							
<b>453 SPECTATOR RECREATION</b>							
.706 Cap. Imp. Miscellaneous	14,239	0	0	0	0	0	
.714 Cap. Imp. Heritage/NBRP	80,000	0	0	0	0	0	
.716 Cap. NGWY Phase III Project	244,893	180,393	40,479	0	0	0	
.724 Cap. Imp. Sandy Ridge Road Trail Way	0	0	0	45,000	0	0	C1, CS
.726 Bike Hike Trail Maint		0	0	0	0	50,000	C2, CS
.727 Pedestrian trail bridge - Kid's Castle		0	0	0	0	73,500	C2, CS
.728 202 Trail Study - Central Park to 313	0	0	0	0	0	30,000	C2, CS
	-----	-----	-----	-----	-----	-----	
Sub-total	339,132	180,393	40,479	45,000	0	153,500	
<b>455 SHADE TREES</b>							
.701 Capital Purchases	0	940	368	1,500	1,500	1,500	
	-----	-----	-----	-----	-----	-----	
Sub-total	0	940	368	1,500	1,500	1,500	
<b>461 CONS OF NATURAL RES</b>							
.711 CONSERVATION OF NATURAL RESOURCES	3,159	274	0	500	0	0	
	-----	-----	-----	-----	-----	-----	
Sub-total	3,159	274	0	500	0	0	
<b>492 INTERFUND TRANSFERS</b>							
.001 Trans./ Gen. Fund	14,503	0	0	0	0	0	T
	-----	-----	-----	-----	-----	-----	
Sub-total	14,503	0	0	0	0	0	
	=====	=====	=====	=====	=====	=====	
<b>TOTAL EXPENDITURES</b>	<b>356,794</b>	<b>181,605</b>	<b>40,848</b>	<b>47,000</b>	<b>1,500</b>	<b>155,000</b>	
	=====	=====	=====	=====	=====	=====	
<b>EXCESS REVENUES (EXPEND.)</b>	<b>195,282</b>	<b>(150,460)</b>	<b>90,648</b>	<b>(23,700)</b>	<b>6,069</b>	<b>(110,500)</b>	
<b>REMAINING RESERVE</b>	<b>635,710</b>	<b>485,250</b>	<b>575,898</b>	<b>832,427</b>	<b>581,967</b>	<b>471,467</b>	

DOYLESTOWN TOWNSHIP  
CAPITAL FUND RAISING FUND  
INCOME AND EXPENDITURE SCHEDULE  
2020 Budget, Fund 23

	2016 Prior Yr Actuals	2017 Prior Yr Actuals	2018 Last Yr	2019 Budget	2019 Forecast	2020 Adopted Budget
<b>RESERVE FOR CAPITAL FUND RAISING and RESERVE FOR PERFORMING ARTS</b>	191,662	242,257	275,085	306,154	306,154	363,272
<b>REVENUES</b>						
<b>341 INTEREST &amp; RENTS</b>						
.010 Interest Earned	339	918	2,649	2,400	3,133	3,000
Sub-total	339	918	2,649	2,400	3,133	3,000
<b>367 CULTURE-RECREATION</b>						
.002 Golf Outing	32,421	37,785	34,933	32,500	37,481	35,000
.004 Summer Concerts	70,068	63,437	49,681	45,000	64,516	60,000
Sub-total	102,489	101,222	84,614	77,500	101,997	95,000
<b>392 INTERGOVERNMENTAL TRANSFERS</b>						
.010 Transf./ Gen. Fund	0	0	0	0	0	0
.060 Trans / Parks & Rec	0	0	0	0	0	0
Sub-total	0	0	0	0	0	0
<b>TOTAL REVENUE</b>	<b>102,828</b>	<b>102,140</b>	<b>87,263</b>	<b>79,900</b>	<b>105,129</b>	<b>98,000</b>

SCHEDULE  
A - Z

DOYLESTOWN TOWNSHIP  
 CAPITAL FUND RAISING FUND  
 INCOME AND EXPENDITURE SCHEDULE  
 2020 Budget, Fund 23

	2016 Prior Yr Actuals	2017 Prior Yr Actuals	2018 Last Yr	2019 Budget	2019 Forecast	2020 Adopted Budget
<b>EXPENDITURES</b>						
<b>453 FUND RAISING</b>						
.401 Golf Outing	14,724	14,820	15,427	16,000	16,000	16,000
.404 Summer Concerts	37,508	31,527	40,768	40,000	32,012	36,500
	-----	-----	-----	-----	-----	-----
Sub-total	52,233	46,346	56,194	56,000	48,012	52,500
	=====	=====	=====	=====	=====	=====
<b>TOTAL EXPENDITURES</b>	<b>52,233</b>	<b>69,312</b>	<b>56,194</b>	<b>79,000</b>	<b>48,012</b>	<b>75,500</b>
	=====	=====	=====	=====	=====	=====
<b>EXCESS REVENUES (EXPEND.)</b>	<b>50,595</b>	<b>32,828</b>	<b>31,069</b>	<b>900</b>	<b>57,117</b>	<b>22,500</b>
<b>REMAINING RESERVE</b>	<b>242,257</b>	<b>275,085</b>	<b>306,154</b>	<b>307,054</b>	<b>363,272</b>	<b>385,772</b>

SCHEDULE  
A - Z

DOYLESTOWN TOWNSHIP  
RETENTION BASIN FUND  
INCOME AND EXPENDITURE SCHEDULE  
2020 Budget, Fund 25

	2016 Prior Yr Actuals	2017 Prior Yr Actuals	2018 Last Yr	2019 Budget	2019 Forecast	2020 Adopted Budget
Reserve for Retention Basin Fund	53,232	38,300	23,427	81,093	8,605	1,175
<b>REVENUES</b>						
<b>341 INTEREST &amp; RENTS</b>						
.010 Interest Earned	68	127	179	50	70	15
Sub-total	68	127	179	50	70	15
<b>TOTAL REVENUE</b>	<b>68</b>	<b>127</b>	<b>179</b>	<b>50</b>	<b>70</b>	<b>15</b>
<b>EXPENDITURES</b>						
<b>492 INTERFUND OPERATING TRANSFER</b>						
.001 Transfer to General Fund	15,000	15,000	15,000	7,500	7,500	1,200
Sub-total	15,000	15,000	15,000	7,500	7,500	1,200
<b>TOTAL EXPENDITURES</b>	<b>15,000</b>	<b>15,000</b>	<b>15,000</b>	<b>7,500</b>	<b>7,500</b>	<b>1,200</b>
<b>EXCESS REVENUES (EXPEND.)</b>	<b>(14,932)</b>	<b>(14,873)</b>	<b>(14,821)</b>	<b>(7,450)</b>	<b>(7,430)</b>	<b>(1,185)</b>
<b>REMAINING RESERVE</b>	<b>38,300</b>	<b>23,427</b>	<b>8,605</b>	<b>73,643</b>	<b>1,175</b>	<b>(10)</b>

SCHEDULE  
A - Z

T



DOYLESTOWN TOWNSHIP  
BIKE & HIKE FUND  
INCOME AND EXPENDITURE SCHEDULE  
2020 Budget, Fund 27

	2016 Prior Yr Actuals	2017 Prior Yr Actuals	2018 Last Yr	2019 Budget	2019 Forecast	2020 Adopted Budget
<b>RESERVE FOR BIKE &amp; HIKE FUND</b>	11,207	12,445	11,975	10,331	12,077	12,187
<b>REVENUES</b>						
<b>341 INTEREST &amp; RENTS</b>						
.010 Interest Earned	18	30	102	110	110	100
	-----	-----	-----	-----	-----	-----
Sub-total	18	30	102	110	110	100
<b>367 RECREATION SERVICES</b>						
.500 Fees in Lieu of	0	6,000	0	0	0	0
	-----	-----	-----	-----	-----	-----
Sub-total	0	6,000	0	0	0	0
<b>387 CONTRIBUTIONS &amp; DONATIONS</b>						
.000 Contributions	1,520	0	0	0	0	0
	-----	-----	-----	-----	-----	-----
Sub-total	1,520	0	0	0	0	0
	=====	=====	=====	=====	=====	=====
<b>TOTAL REVENUE</b>	<b>1,538</b>	<b>6,030</b>	<b>102</b>	<b>110</b>	<b>110</b>	<b>100</b>
<b>EXPENDITURES</b>						
<b>453 SPECTATOR RECREATION</b>						
.400 Cultural and Recreational Expense	300	6,500	0	0	0	0
	-----	-----	-----	-----	-----	-----
Sub-total	300	6,500	0	0	0	0
	=====	=====	=====	=====	=====	=====
<b>TOTAL EXPENDITURES</b>	<b>300</b>	<b>6,500</b>	<b>0</b>	<b>0</b>	<b>0</b>	<b>0</b>
	=====	=====	=====	=====	=====	=====
<b>EXCESS REVENUES (EXPEND.)</b>	<b>1,238</b>	<b>(470)</b>	<b>102</b>	<b>110</b>	<b>110</b>	<b>100</b>
<b>REMAINING RESERVE</b>	<b>12,445</b>	<b>11,975</b>	<b>12,077</b>	<b>10,441</b>	<b>12,187</b>	<b>12,287</b>

SCHEDULE  
A - Z

DOYLESTOWN TOWNSHIP  
 OPEN SPACE LAND PRESERVATION FUND  
 INCOME AND EXPENDITURE  
 2020 Budget, Fund 29

	2016 Prior Yr Actuals	2017 Prior Yr Actuals	2018 Last Yr	2019 Budget	2019 Forecast	2020 Adopted Budget	SCHEDULE A - Z
RESERVE FOR OPEN SPACE FUND	271	272	273	919	0	0	
<b>REVENUES</b>							
<b>341 INTEREST &amp; RENTS</b>							
.010 Interest Earned	1	1	0	0	0	0	
Sub-total	1	1	0	0	0	0	
<b>392 INTERFUND OPERATING TRANSFER</b>							
.010 Trnsf. From General Fund	3,650	0	0	0	0	0	T
Sub-total	3,650	0	0	0	0	0	
<b>TOTAL REVENUE</b>	<b>3,651</b>	<b>1</b>	<b>0</b>	<b>0</b>	<b>0</b>	<b>0</b>	
<b>EXPENDITURES</b>							
<b>461 CONSERVATION OF NATURAL RESOURCES</b>							
.711 Open Space Acquisition	3,650	0	0	0	0	0	E4
Sub-total	3,650	0	0	0	0	0	
<b>492 FUND TRANSFERS</b>							
.021 Transfer to Offsite Fund	0	0	273	0	0	0	T
Sub-total	0	0	273	0	0	0	
<b>TOTAL EXPENDITURES</b>	<b>3,650</b>	<b>0</b>	<b>273</b>	<b>0</b>	<b>0</b>	<b>0</b>	
<b>EXCESS REVENUES (EXPEND.)</b>	<b>1</b>	<b>1</b>	<b>(273)</b>	<b>0</b>	<b>0</b>	<b>0</b>	
<b>REMAINING RESERVE</b>	<b>272</b>	<b>273</b>	<b>0</b>	<b>919</b>	<b>0</b>	<b>0</b>	

DOYLESTOWN TOWNSHIP  
 CAPITAL RESERVE IMPROVEMENT FUND  
 INCOME AND EXPENDITURE SCHEDULE  
 2020 Budget, Fund 31

	2016 Prior Yr Actuals	2017 Prior Yr Actuals	2018 Last Yr	2019 Budget	2019 Forecast	2020 Adopted Budget
RESERVE FOR CAPITAL RESERVE FUND	694,445	527,257	711,212	1,137,148	761,992	188,678
<b>REVENUES</b>						
<b>341 INTEREST &amp; RENTS</b>						
.010 Interest Earned	897	1,660	6,209	6,000	6,000	5,500
Sub-total	897	1,660	6,209	6,000	6,000	5,500
<b>350 OTHER FINANCING SOURCES</b>						
.330 Intergovernmental Revenues	0	0	0	3,913	0	0
Sub-total	0	0	0	3,913	0	0
<b>354 STATE OPERATING GRANTS</b>						
.030 ARLE Grant	34,675	0	0	0	0	0
.031 Community Development - Shredder Grant	188,097	0	0	0	0	0
.033 Community Development-LSR TAP Grant Park	0	604,993	648,116	0	80,455	0
.034 Commun Devel - Green Light Go - 313 Corridor	0	0	0	34,400	0	46,400
.035 Commun Devel - ARLE Swamp/Easton Rd UG	0	0	0	26,500	0	203,000
.036 Commun Devel - ARLE RFFB Beacon Turk & Ea	0	0	0	161,000	10,000	161,415
Sub-total	222,772	604,993	648,116	221,900	90,455	410,815
<b>387 CONTRIBUTIONS &amp; DONATIONS FROM PRIVATE SOURCE</b>						
.000 Contributions	13,735	0	0	0	0	0
Sub-total	13,735	0	0	0	0	0
<b>392 INTERGOVERNMENTAL TRANSFERS</b>						
.010 Transf./ Gen. Fund	0	235,000	75,000	320,000	320,000	1,151,000
Sub-total	0	235,000	75,000	320,000	320,000	1,151,000
<b>393 PROCEEDS OF GENERAL LONG TERM DEBT</b>						
.170 Proceeds from Loan	0	0	0	400,000	0	0
.300 Capital Lease Issuance	187,632	241,439	181,183	207,500	199,126	60,000
Sub-total	187,632	241,439	181,183	607,500	199,126	60,000
<b>TOTAL REVENUES</b>	<b>425,036</b>	<b>1,083,092</b>	<b>910,508</b>	<b>1,159,313</b>	<b>615,581</b>	<b>1,627,315</b>

SCHEDULE  
A-Z

T

DOYLESTOWN TOWNSHIP  
CAPITAL RESERVE IMPROVEMENT FUND  
INCOME AND EXPENDITURE SCHEDULE  
2020 Budget, Fund 31

	2016 Prior Yr Actuals	2017 Prior Yr Actuals	2018 Last Yr	2019 Budget	2019 Forecast	2020 Adopted Budget	SCHEDULE A - Z
<b>EXPENDITURES</b>							
<b>400 GENERAL GOVERNMENT</b>							
.750 Capital Purchase	0	0	0	400,000	375,000	0	C1, CS
	-----	-----	-----	-----	-----	-----	
Sub-total	0	0	0	400,000	375,000	0	
<b>407 GENERAL EXPENSE</b>							
.252 New Bldg - IT-Data Proc.-Network Svcs	0	0	0	88,000	92,500	0	C1, CS
.320 New Bldg - Communications - TAB	0	0	0	65,983	64,219	0	C1, CS
.329 New Bldg - Admin & Police - AV Hardware	0	0	0	65,487	89,000	25,000	C1, C2, CS
.750 Update PC Operating Systems to Win10/Office	0	0	0	0	0	77,490	C2, CS
	-----	-----	-----	-----	-----	-----	
Sub-total	0	0	0	219,470	245,719	102,490	
<b>409 GENERAL GOV'T BUILDING</b>							
.730 Capital Purchase	5,801	0	5,809	195,709	10,000	295,000	C1, C2, CS
.751 New Bldg - Security System-Alarm	0	0	0	21,000	14,331	0	C1, CS
	-----	-----	-----	-----	-----	-----	
Sub-total	5,801	0	5,809	216,709	24,331	295,000	
<b>410 POLICE PROTECTION</b>							
.750 Capital Purchase	30,000	23,438	0	0	0	0	
.751 Capital Purchase-Mobile Cameras	0	22,100	0	0	0	0	
.752 New Bldg - Police Ancillary Items	0	0	0	39,000	39,000	0	C1, CS
.753 New Bldg - Police Lockers & Evidence Stge	0	0	0	50,000	50,048	0	C1, CS
	-----	-----	-----	-----	-----	-----	
Sub-total	30,000	45,538	0	89,000	89,048	0	
<b>429 STORMWATER DEPARTMENT</b>							
.750 Maintenance & Restoration	29,616	7,168	16,043	0	0	0	
.751 MS4 Programs	0	0	0	168,000	10,000	200,000	C1, C2, CS
	-----	-----	-----	-----	-----	-----	
Sub-total	29,616	7,168	16,043	168,000	10,000	200,000	

DOYLESTOWN TOWNSHIP  
CAPITAL RESERVE IMPROVEMENT FUND  
INCOME AND EXPENDITURE SCHEDULE  
2020 Budget, Fund 31

	2016 Prior Yr Actuals	2017 Prior Yr Actuals	2018 Last Yr	2019 Budget	2019 Forecast	2020 Adopted Budget	SCHEDULE A - Z
<b>430 HIGHWAY MAINTENANCE</b>							
.740 Equipment Purch. - Shredder	215,567	0	0	0	0	0	
	-----	-----	-----	-----	-----	-----	
<b>Sub-total</b>	<b>215,567</b>	<b>0</b>	<b>0</b>	<b>0</b>	<b>0</b>	<b>0</b>	
<b>433 HIGHWAY MAINTENANCE TRAFFIC</b>							
.740 Capital Purchase	36,525	0	0	0	0	0	CS
.741 ARLE - RFFB Beacon Turk & Easton	0	0	0	161,000	25,000	146,415	C1, C2, CS
.742 ARLE - Swamp/Easton Rd Upgrade	0	0	0	26,500	0	203,000	C1, C2, CS
.743 - Green Light Go - 313 Corridor	0	0	0	43,000	0	58,000	C1, C2, CS
.744 Turk Rd Crosswalk at Pebble Ridge Rd	0	0	0	0	0	82,500	C2, CS
	-----	-----	-----	-----	-----	-----	
<b>Sub-total</b>	<b>36,525</b>	<b>0</b>	<b>0</b>	<b>230,500</b>	<b>25,000</b>	<b>489,915</b>	
<b>439 HWY CONSTRUCTION &amp; REBUILDING</b>							
.245 Hwy. Maint. Supls.	42,084	0	0	75,000	40,000	300,000	C1, C2, CS
.246 Burpee Road Project	45,000	0	0	0	0	0	
.270 Infrastructure Database	0	0	8,577	0	0	0	
.610 Bridge Pt Park Wall replacement	0	0	0	20,000	20,000	0	C1, CS
	-----	-----	-----	-----	-----	-----	
<b>Sub-total</b>	<b>87,084</b>	<b>0</b>	<b>8,577</b>	<b>95,000</b>	<b>60,000</b>	<b>300,000</b>	
<b>452 PARTICIPANT RECREATION</b>							
.721 LSR TAP Grant Parkway to YMCA	0	604,993	648,116	0	81,335	0	C1, CS
.722 Shady Retreat Safe Route Bike & Hike Trail	0	0	0	86,500	79,336	91,500	C1, C2, CS
	-----	-----	-----	-----	-----	-----	
<b>Sub-total</b>	<b>0</b>	<b>604,993</b>	<b>648,116</b>	<b>86,500</b>	<b>160,671</b>	<b>91,500</b>	
<b>493 CAPITAL LEASE</b>							
.740 Capital Lease Issuance Expense	187,632	241,439	181,183	207,500	199,126	60,000	
	-----	-----	-----	-----	-----	-----	
<b>Sub-total</b>	<b>187,632</b>	<b>241,439</b>	<b>181,183</b>	<b>207,500</b>	<b>199,126</b>	<b>60,000</b>	
	=====	=====	=====	=====	=====	=====	
<b>TOTAL EXPENDITURES</b>	<b>592,224</b>	<b>899,137</b>	<b>859,728</b>	<b>1,712,679</b>	<b>1,188,896</b>	<b>1,538,905</b>	
	=====	=====	=====	=====	=====	=====	
<b>EXCESS REVENUES (EXPEND.)</b>	<b>(167,188)</b>	<b>183,955</b>	<b>50,781</b>	<b>(553,366)</b>	<b>(573,314)</b>	<b>88,410</b>	
<b>REMAINING RESERVE</b>	<b>527,257</b>	<b>711,212</b>	<b>761,992</b>	<b>583,782</b>	<b>188,678</b>	<b>277,088</b>	

Doylestown Township  
STATE LIQUID FUELS  
INCOME AND EXPENDITURE SCHEDULE  
2020 Budget, Fund 35

	2016 Prior Yr Actuals	2017 Prior Yr Actuals	2018 Last Yr	2019 Budget	2019 Forecast	2020 Adopted Budget	SCHEDULE A-Z
RESERVE FOR STATE LIQUID FUELS	274,176	446,929	739,557	881,060	881,060	909,080	
<b>REVENUES</b>							
<b>341 INTEREST &amp; RENTS</b>							
.010 Interest Earned	840	2,696	8,931	8,000	12,000	11,000	
Sub-total	840	2,696	8,931	8,000	12,000	11,000	
<b>355 STATE SHARED REVENUE AND E</b>							
.016 State Road Turnback	1,360	1,360	1,360	1,360	1,360	1,360	R4
.050 State Liq. Fuels Tax Receipts	544,719	566,547	597,806	596,305	608,591	584,701	R4
Sub-total	546,079	567,907	599,166	597,665	609,951	586,061	
<b>TOTAL REVENUES</b>	546,919	570,603	608,097	605,665	621,951	597,061	

Doylestown Township  
STATE LIQUID FUELS  
INCOME AND EXPENDITURE SCHEDULE  
2020 Budget, Fund 35

	2016 Prior Yr Actuals	2017 Prior Yr Actuals	2018 Last Yr	2019 Budget	2019 Forecast	2020 Adopted Budget	SCHEDULE A-Z
<b>EXPENDITURES</b>							
<b>431 STREETS &amp; STORM DRAINS</b>							
.000 Salary Road Workers	2,550	0	0	0	0	0	E5
	-----	-----	-----	-----	-----	-----	
Sub-total	2,550	0	0	0	0	0	
 <b>432 WINTER MAINTENANCE</b>							
.000 Snow/Ice removal	7,085	9,819	19,308	61,306	15,000	0	E5
.148 Overtime	44,736	30,977	51,281	58,144	58,144	0	E5
.220 Snow/Ice removal supplies	49,053	57,148	74,687	100,000	82,000	85,000	E4
.457 Snow/Ice removal contracted services	31,427	10,833	44,105	71,500	50,000	50,000	E6
	-----	-----	-----	-----	-----	-----	
Sub-total	132,301	108,778	189,381	290,950	205,144	135,000	
 <b>433 HIGHWAY TRAFFIC CONTROL</b>							
.000 Highway Traffic Control	44,411	29,105	26,793	63,000	26,286	30,000	E5
	-----	-----	-----	-----	-----	-----	
Sub-total	44,411	29,105	26,793	63,000	26,286	30,000	
 <b>433 HIGHWAY TRAFFIC CONTROL</b>							
.250 Electricity	12,697	12,668	12,910	13,000	11,064	11,458	
.453 Line Painting	79,646	6,551	0	45,000	20,000	15,000	E5
	-----	-----	-----	-----	-----	-----	
Sub-total	92,343	19,219	12,910	58,000	31,064	26,458	
 <b>434 STREET LIGHTING</b>							
.361 Electricity	24,760	27,900	28,276	25,000	24,544	25,305	
	-----	-----	-----	-----	-----	-----	
Sub-total	24,760	27,900	28,276	25,000	24,544	25,305	

Doylestown Township  
STATE LIQUID FUELS  
INCOME AND EXPENDITURE SCHEDULE  
2020 Budget, Fund 35

	2016 Prior Yr Actuals	2017 Prior Yr Actuals	2018 Last Yr	2019 Budget	2019 Forecast	2020 Adopted Budget	SCHEDULE A - Z
<b>436 STORM SEWERS &amp; DRAINS</b>							
.000 Maintenance and Repair	7,272	17,776	9,968	35,000	7,000	15,000	E5
	-----	-----	-----	-----	-----	-----	
Sub-total	7,272	17,776	9,968	35,000	7,000	15,000	
<b>437 HIGHWAY MAINT-TOOLS &amp; EQUIPMENT</b>							
.000 Maintenance and Repair	22,658	14,621	20,951	18,500	13,851	15,000	E5
	-----	-----	-----	-----	-----	-----	
Sub-total	22,658	14,621	20,951	18,500	13,851	15,000	
<b>438 MAINTENANCE HIGHWAYS &amp; BRIDGES</b>							
.000 Maint & Repairs of Roads & Bridges Supplies	12,241	22,780	25,595	35,000	50,000	45,000	E5
	-----	-----	-----	-----	-----	-----	
Sub-total	12,241	22,780	25,595	35,000	50,000	45,000	
<b>439 HWY CONSTRUCTION</b>							
.610 Highway Construction & Rebuilding	0	0	116,195	150,000	200,040	0	C1, CS
.672 Highway Construction & Rebuilding	0	0	0	0	0	800,000	C2, CS
	-----	-----	-----	-----	-----	-----	
Sub-total	0	0	116,195	150,000	200,040	800,000	
	-----	-----	-----	-----	-----	-----	
<b>446 STORM WATER</b>							
.365 Stormwater Street Sweeping	35,630	37,796	36,526	43,450	36,000	36,500	
	-----	-----	-----	-----	-----	-----	
Sub-total	35,630	37,796	36,526	43,450	36,000	36,500	
	=====	=====	=====	=====	=====	=====	
<b>TOTAL EXPENSES</b>	374,165	277,976	466,594	718,900	593,930	1,128,263	
<b>EXCESS REVENUES (EXPEND.)</b>	172,754	292,627	141,503	(113,235)	28,021	(531,202)	
<b>REMAINING RESERVE</b>	446,929	739,557	881,060	767,825	909,080	377,879	



DOYLESTOWN TOWNSHIP  
WATER FUND  
INCOME AND EXPENDITURE SCHEDULE  
2020 Budget, Fund 41

	2016 Prior Yr Actuals	2017 Prior Yr Actuals	2018 Last Yr	2019 Budget	2019 Forecast	2020 Adopted Budget	SCHEDULE A - Z
RESERVE FOR WATER FUND	(14,984)	(14,142)	(21,389)	90,790	(9,418)	1,330	
<b>REVENUES</b>							
<b>341 INTEREST &amp; RENTS</b>							
.010 Interest Earned	78	139	392	300	625	575	
Sub-total	78	139	392	300	625	575	
<b>380 MISCELLANEOUS REVENUE</b>							
.150 Rev. Due from DTMA	524,214	631,502	661,381	678,203	658,203	677,750	R7
Sub-total	524,214	631,502	661,381	678,203	658,203	677,750	
<b>TOTAL REVENUE</b>	<b>524,292</b>	<b>631,641</b>	<b>661,774</b>	<b>678,503</b>	<b>658,828</b>	<b>678,325</b>	
<b>EXPENDITURES</b>							
<b>400 GENERAL GOV'T - WATER</b>							
.121 Salary Mgmt.	50,180	141,346	108,706	110,962	116,785	120,505	ES
.140 Salary Clerical	114,698	115,882	124,412	124,860	122,285	132,371	ES
.148 Salary Clerical OT	1,320	1,525	3,250	3,000	2,629	1,500	ES
Sub-total	166,198	258,754	236,368	238,822	241,698	254,376	
<b>448 WATER SYSTEM</b>							
.145 Salary Water Workers	300,220	327,741	353,753	377,181	357,181	374,282	ES
.147 Longevity	3,300	3,600	3,900	4,200	4,200	4,500	ES
.148 Overtime Wages	53,733	48,792	55,782	58,000	45,000	50,000	ES
Sub-total	357,253	380,133	413,434	439,381	406,381	428,782	
<b>TOTAL EXPENDITURES</b>	<b>523,451</b>	<b>638,887</b>	<b>649,803</b>	<b>678,202</b>	<b>648,079</b>	<b>683,158</b>	
<b>EXCESS REVENUES (EXPEND.)</b>	<b>842</b>	<b>(7,246)</b>	<b>11,970</b>	<b>301</b>	<b>10,749</b>	<b>(4,833)</b>	
<b>REMAINING RESERVE</b>	<b>(14,142)</b>	<b>(21,389)</b>	<b>(9,418)</b>	<b>91,091</b>	<b>1,330</b>	<b>(3,503)</b>	

DOYLESTOWN TOWNSHIP  
COMMUNITY SERVICE MEMORIAL FUND  
INCOME AND EXPENDITURE SCHEDULE  
2020 Budget, Fund 51

	2016 Prior Yr Actuals	2017 Prior Yr Actuals	2018 Last Yr	2019 Budget	2019 Forecast	2020 Adopted Budget
Reserve for Community Memorial Fund	22,243	21,546	21,102	23,590	20,802	20,612
<b>REVENUES</b>						
<b>341 INTEREST &amp; RENTS</b>						
.010 Interest Earned	32	70	177	160	200	125
	-----	-----	-----	-----	-----	-----
Sub-total	32	70	177	160	200	125
<b>TOTAL REVENUE</b>	<b>32</b>	<b>70</b>	<b>177</b>	<b>160</b>	<b>200</b>	<b>125</b>
<b>EXPENDITURES</b>						
<b>451 CULTURAL RECREATION</b>						
.361 REC Light/Tri-Park Electric	728	515	477	0	390	0
	=====	=====	=====	=====	=====	=====
<b>TOTAL EXPENDITURES</b>	<b>728</b>	<b>515</b>	<b>477</b>	<b>0</b>	<b>390</b>	<b>0</b>
	=====	=====	=====	=====	=====	=====
<b>EXCESS REVENUES (EXPEND.)</b>	<b>(697)</b>	<b>(445)</b>	<b>(300)</b>	<b>160</b>	<b>(190)</b>	<b>125</b>
<b>REMAINING RESERVE</b>	<b>21,546</b>	<b>21,102</b>	<b>20,802</b>	<b>23,750</b>	<b>20,612</b>	<b>20,737</b>

SCHEDULE  
A - Z

DOYLESTOWN TOWNSHIP  
 AMBULANCE CORP  
 INCOME AND EXPENDITURE SCHEDULE  
 2020 Budget, Fund 52

	2016 Prior Yr Actuals	2017 Prior Yr Actuals	2018 Last Yr	2019 Budget	2019 Forecast	2020 Adopted Budget	SCHEDULE A - Z
RESERVE FOR AMBULANCE FUND REVENUES	7,513	1,655	2,225	9,657	601	3,350	
(15-52-301)							
301 REAL PROPERTY TAXES - Millage		0.375	0.375	0.375	0.375	0.375	R2
.100 Real Estate Tax Current	98,617	99,703	101,119	101,635	101,548	102,046	R3
.200 Real Estate Tax Prior Year	208	280	245	100	100	200	R3
.400 Real Estate Tax Delinquent	1,244	1,090	891	1,200	1,090	1,100	R3
	-----	-----	-----	-----	-----	-----	
Sub-total	100,068	101,074	102,255	102,835	102,738	103,346	
341 INTEREST & RENTS							
.010 Interest Earned	45	65	199	260	376	200	
	-----	-----	-----	-----	-----	-----	
Sub-total	45	65	199	260	376	200	
	=====	=====	=====	=====	=====	=====	
TOTAL REVENUES	100,114	101,139	102,454	103,095	103,114	103,546	
EXPENDITURES							
415 EMERGENCY MANAGEMENT AND CO							
.500 AMBULANCE CORP CONTRIBUTION	105,972	100,569	104,078	95,500	100,365	96,500	ES
	-----	-----	-----	-----	-----	-----	
Sub-total	105,972	100,569	104,078	95,500	100,365	96,500	
	=====	=====	=====	=====	=====	=====	
TOTAL EXPENDITURES	105,972	100,569	104,078	95,500	100,365	96,500	
	=====	=====	=====	=====	=====	=====	
EXCESS REVENUES (EXPEND.)	(5,858)	570	(1,624)	7,595	2,749	7,046	
REMAINING RESERVE		2,225	601	17,252	3,350	10,396	

DOYLESTOWN TOWNSHIP  
ROADS and BRIDGES  
INCOME AND EXPENDITURE SCHEDULE  
2020 Budget, Fund 53

	2016 Prior Yr Actuals	2017 Prior Yr Actuals	2018 Last Yr	2019 Budget	2019 Forecast	2020 Adopted Budget	SCHEDULE A - Z
RESERVE FOR ROADS and BRIDGES FUND	0	14,722	367,236	9,657	799,030	647,592	
REVENUES							
301 REAL PROPERTY TAXES - Millage		1,000	1,500	1,500	1,500	1,500	R2
.100 Real Estate Tax Current	262,978	265,876	404,476	406,542	405,150	408,184	R3
.200 Real Estate Tax Prior Year	555	748	981	300	300	750	R3
.400 Real Estate Tax Claim	<u>3,316</u>	<u>2,906</u>	<u>3,563</u>	<u>4,200</u>	<u>4,362</u>	<u>3,500</u>	R3
Sub-total	266,849	269,530	409,020	411,042	409,812	412,434	
341 INTEREST & RENTS							
.010 Interest Earned	<u>261</u>	<u>1,948</u>	<u>5,774</u>	<u>3,300</u>	<u>9,000</u>	<u>7,500</u>	
Sub-total	261	1,948	5,774	3,300	9,000	7,500	
392 INTERFUND OPERATING TRANSFERS							
.010 Transfer from General Fund	<u>540,000</u>	<u>655,000</u>	<u>542,000</u>	<u>0</u>	<u>0</u>	<u>0</u>	T
Sub-total	540,000	655,000	542,000	0	0	0	
393 PROCEEDS OF GEN'L LONG TERM DEBT							
.000 Proceeds	0	0	369,383	0	0	0	
.001 Proceeds for PR-WR Curbing	<u>0</u>	<u>0</u>	<u>0</u>	<u>0</u>	<u>0</u>	<u>0</u>	
Sub-total	<u>0</u>	<u>0</u>	<u>369,383</u>	<u>0</u>	<u>0</u>	<u>0</u>	
TOTAL REVENUES	<u>807,109</u>	<u>926,478</u>	<u>1,326,177</u>	<u>414,342</u>	<u>418,812</u>	<u>419,934</u>	
EXPENDITURES							
439 PUBLIC WORKS							
.245 Hwy Maint - Road Surface Restoration	792,387	573,964	525,000	400,000	475,000	0	C1, CS
.610 Pebble Ridge Devel Paving & Curbing	<u>0</u>	<u>0</u>	<u>0</u>	<u>0</u>	<u>95,250</u>	<u>419,883</u>	C1, C2, CS
Sub-total	792,387	573,964	525,000	400,000	570,250	419,883	
462 PROCEEDS OF GEN'L LONG TERM DEBT							
.720 Community Devel - Pebble Ridge Wood Ridge	<u>0</u>	<u>0</u>	<u>369,383</u>	<u>0</u>	<u>0</u>	<u>0</u>	
Sub-total	<u>0</u>	<u>0</u>	<u>369,383</u>	<u>0</u>	<u>0</u>	<u>0</u>	
TOTAL EXPENDITURES	<u>792,387</u>	<u>573,964</u>	<u>894,383</u>	<u>400,000</u>	<u>570,250</u>	<u>419,883</u>	
EXCESS REVENUES (EXPEND.)	14,722	352,514	431,794	14,342	(151,438)	51	
REMAINING RESERVE	14,722	367,236	799,030	23,999	647,592	647,643	

**SCHEDULE R1**  
**ESTIMATED INCOME FROM CURRENT REAL ESTATE TAX - for the Budget Year 2020**

	<b>GENERAL FUND</b>	<b>AMBULANCE CORP.</b>	<b>FIRE TAX</b>	<b>PARK &amp; REC FUND</b>	<b>DEBT SERVICE FUND</b>	<b>ROADS &amp; BRIDGES</b>	<b>TOTAL</b>
2020 Estimated Assessed Value	277,676,500	277,676,500	277,676,500	277,676,500	277,676,500	277,676,500	277,676,500
2020 Tax Millage	<b>5.250</b>	<b>0.375</b>	<b>1.250</b>	<b>2.250</b>	<b>2.500</b>	<b>1.500</b>	<b>13.125</b>
Est. Gross Income before adjustment	1,457,802	104,129	347,096	624,772	694,191	416,515	3,644,504
less average 2% for discount	<b>(29,156)</b>	<b>(2,083)</b>	<b>(6,942)</b>	<b>(12,495)</b>	<b>(13,884)</b>	<b>(8,330)</b>	<b>(72,890)</b>
Current Tax Revenue available for appropriation	1,428,646	102,046	340,154	612,277	680,307	408,184	3,571,614

<b>AVAILABLE REVENUE</b>	<b>GROSS</b>	<b>NET</b>
1 Mill, equals	277,677	272,123
3/4 Mill, equals	208,257	204,092
1/2 Mill, equals	138,838	136,061
1/4 Mill, equals	69,419	68,031

December 19, 2019

**SCHEDULE R2**

**REAL ESTATE TAX MILLAGE PLAN - for the listed years**

	<b>Last Year 2018</b>	<b>Forecast 2019</b>	<b>Adopted Budget 2020</b>
<b>Totals by Fund</b>			
General Fund	6.000	4.750	5.250
Ambulance	0.375	0.375	0.375
Fire Tax	1.250	1.250	1.250
Park & Rec	0.750	2.000	2.250
Debt Service	2.000	2.500	2.500
Roads & Bridges	1.500	1.500	1.500
<b>Total Millage</b>	<b>11.875</b>	<b>12.375</b>	<b>13.125</b>
Change		0.500	0.750
% Change Yr to Yr		4.21%	6.06%
<b>Allocation changes by Fund</b>			
General Fund		(1.250)	0.500
Ambulance			
Fire Tax			
Park & Rec		1.250	0.250
Debt Service		0.500	
Roads & Bridges			

**SCHEDULE R3  
ESTIMATED INCOME FROM REAL ESTATE TAX - for the listed years**

	Prior Year Actuals		Last Year	Forecast	Adopted Budget
	2017	2018	2018		2019
<b>GENERAL FUND - millage</b>	7.000		6.000	4.750	5.250
01-301-100 Current Real Estate	1,861,133		1,618,305	1,273,426	1,428,646
01-301-200 Prior Year	5,234		3,941	400	500
01-301-400 Delinquent	20,345		14,255	13,812	15,000
Total:	1,886,712		1,636,502	1,287,638	1,444,146
<b>AMBULANCE CORP - millage</b>	0.375		0.375	0.375	0.375
52-301-100 Current Real Estate	99,703		101,119	101,548	102,046
52-301-200 Prior Year	280		245	100	200
52-301-400 Delinquent	1,090		891	1,090	1,100
Total:	101,074		102,255	102,738	103,346
<b>FIRE TAX - millage</b>	1.250		1.250	1.250	1.250
03-301-100 Current Real Estate	332,344		337,064	337,818	340,154
03-301-200 Prior Year	935		818	500	700
03-301-400 Delinquent	3,633		2,969	3,726	3,600
Total:	336,912		340,850	342,044	344,454
<b>PARK &amp; REC FUND - millage</b>	0.750		0.750	2.000	2.250
05-301-100 Current Real Estate	199,407		202,084	539,582	612,277
05-301-200 Prior Year	561		491	150	200
05-301-400 Delinquent	2,180		1,781	5,816	5,500
Total:	202,147		204,356	545,548	617,977
<b>DEBT SERVICE FUND - millage</b>	1.500		2.000	2.500	2.500
17-301-100 Current Real Estate	399,774		539,302	673,704	680,307
17-301-200 Prior Year	161		1,308	400	500
17-301-400 Delinquent	4,360		4,750	6,500	6,000
Total:	404,295		545,360	680,604	686,807
<b>ROADS AND BRIDGES FUND - millage</b>	1.000		1.500	1.500	1.500
53-301-100 Current Real Estate	265,876		404,476	405,150	408,184
53-301-200 Prior Year	748		981	300	750
53-301-400 Delinquent	2,906		3,563	4,362	3,500
Total:	269,530		409,020	409,812	412,434
<b>GRAND TOTALS:</b>	3,200,669		3,238,343	3,368,384	3,609,164

December 19, 2019

**Schedule R4  
REVENUE - State Contributions  
For the listed Years**

December 19, 2019

Account Number	Description	Prior Year	Last Year
		Actuals 2017	2018
01-355-010	Public Utility Tax	8,474	8,746
01-355-080	Liquor Licenses	2,100	3,100
01-355-120	Pension State Aid Forgn Cas. Act 205	321,178	332,592
01-362-000	Public Safety	15	-
35-355-016	State Road Turnback Payments	1,360	1,360
35-355-050	Motor Vehicle Fuel Taxes	566,547	597,806
<b>Total:</b>		899,674	943,604

Forecast	Adopted Budget	Comments
2019	2020	
8,420	8,500	
2,400	2,400	
384,037	384,037	Held flat
-	-	
1,360	1,360	
608,591	584,701	per Notice from Comm of PA.
1,004,809	980,999	



**Schedule R5  
REVENUE - TV Franchise Fees  
For the listed Years**

Account Number	Description	Prior Year	Last Year
		Actuals 2017	2018
01-321-800	Licenses - Comcast Cable TV Franchise	190,746	185,191
01-321-801	Licenses - FIOS Cable TV Franchise	232,474	227,647
<b>Total:</b>		423,220	412,838

Forecast	Adopted Budget	Comments
2019	2020	
180,000	180,000	Slight decline
217,000	217,000	Slight decline
397,000	397,000	

**Schedule R6**  
**REVENUE - Bldg Permits, Planning & Zoning**  
**For the listed Years**

Account Number	Description	Prior Year	Last Year
		Actuals 2017	2018
01-361-300	Subdivision & Land Development	18,180	27,984
01-361-340	Zoning Hearing/Board of Appeals Fees	8,400	16,100
01-361-360	Escrow Admin Fees	10,812	13,428
01-362-135	Fire Alarm	469	-
01-362-410	Building Permits	365,767	317,253
01-362-411	Mechanical Permits	81,134	37,934
01-362-412	Electrical Permits	13,914	14,576
01-362-413	Demolition Permits	2,510	2,800
01-362-414	Comm. Cert. Of Compliance	500	1,250
01-362-415	Zoning Permit-Miscellaneous	28,039	27,487
01-362-416	Burn Permit	300	250
01-362-420	Grading Permit	8,660	2,580
01-362-430	Plumbing Permits	18,790	11,799
01-362-435	Well Permit	400	405
01-362-445	Septage Inspection	-	-
01-362-460	Sign Permit	-	-
01-362-470	Deed Registration	2,820	3,710
01-362-480	Fire Protection Equipment	5,279	17,542
01-362-490	Fire Marshal Permit	50	200
01-362-820	Highway Occupancy	1,325	1,275
<b>Total:</b>		<b>567,348</b>	<b>496,573</b>

Forecast	Adopted Budget	Comments
2019	2020	
11,431	5,000	
33,000	15,000	
17,146	10,000	
795	300	
274,937	400,000	2020: Toll Bros/Bray Tract beginning
36,964	40,000	
13,000	15,000	
2,500	2,500	
2,000	2,000	
35,000	30,000	Includes \$225K of regular activity plus identified large projects - Toll Bros/Bray tract, DH Ortho fitout.
-		
1,500	5,000	
15,000	14,000	
300	300	
-		
1,500	1,200	
2,500	3,000	
13,400	6,500	
250	150	
1,500	1,500	
<b>462,723</b>	<b>551,450</b>	

**Schedule R7**  
**REVENUE - Revenue from DTMA**  
**For the listed Years**

Account Number	Description	Prior Year	Last Year
		Actuals 2017	2018
01-380-150	Rev from DTMA - Space Rental	38,915	38,915
01-380-152	Fringe Charged to DTMA	299,641	304,390
17-380-150	Rev from DTMA - Debt Service	45,325	-
41-380-150	Rev from DTMA - Dept Expenses	631,502	661,381
<b>Total:</b>		1,015,383	1,004,686

Forecast	Adopted Budget	Comments
2019	2020	
39,926	43,919	
317,560	328,545	3.4% yr-to-yr
-	-	
658,203	677,750	follows wage increase of 3.0%
1,015,689	1,050,214	

**Schedule E1  
SUM - Debt Service  
For the listed Years**

Account Number	Description	Prior Year	Last Year
		Actuals 2017	2018
17-471-093	DVRFA Serial Bond Loan Principal	330,000	-
17-471-094	Principal Bond Obligation	-	100,000
17-471-098	General Obligation Term Note Principal	-	-
17-471-099	Principal Term Note	-	-
17-472-094	Interest Bond Obligation	177,252	299,580
17-472-098	General Obligation Term Loan Interest	-	-
17-472-099	Interest Term Note	-	-
17-472-302	DVRFA Loan Interest	1,231	-
<b>Total:</b>		508,482	399,580

Forecast	Adopted Budget	Comments
2019	2020	
-	-	
305,000	315,000	Principal pymt on Tranche 1
-	-	
-	-	
298,580	289,430	Interest pymt on Tranche 1
-	-	
-	-	
-	-	
603,580	604,430	

**Schedule E2  
ADMIN - Engineering  
For the listed Years**

Account Number	Description	Prior Year	Last Year
		Actuals 2017	2018
01-408-313	Prof. Service - Engineering	64,471	149,023
01-408-316	Traffic Engineer	60,549	72,983
<b>Total:</b>		125,020	222,006

Forecast	Adopted Budget	Comments
2019	2020	
134,851	130,000	Down slightly yr -to - yr
90,000	85,000	Down slightly yr -to - yr
224,851	215,000	

**Schedule E3  
ADMIN - Repairs Equip  
For the listed Years**

Account Number	Description	Prior Year	Last Year
		Actuals 2017	2018
01-400-374	Equip. Repair/Maint	28,352	33,858
01-400-386	Lease Office Equipment	12,093	10,853
01-409-370	Rep/Maint Services	-	-
01-409-373	Maint & Repair	67,913	52,303
01-409-454	Contracted Services	-	-
<b>Total:</b>		108,359	97,014

Forecast	Adopted Budget	Comments
2019	2020	
27,000	50,000	Anticipate higher IT costs
11,000	14,000	New copier lease
-	-	
67,626	65,000	Continued high - fit out new building
-	-	
105,626	129,000	

**Schedule E4  
PUBWKS - Road Supplies  
For the listed Years**

Account Number	Description	Prior Year	Last Year
		Actuals 2017	2018
01-428-220	Pub. Wks. Serv. Supplies	480	1,383
01-428-374	Rep. of Tools & Mach.	404	1,236
01-430-234	Oil	-	1,382
01-430-245	Hwy. Supplies/Ptch	-	-
01-430-365	Debris Disposal	10,611	9,067
01-432-220	Snow/Ice Removal Supplies	-	-
01-437-254	Minor Equip. Maint.	32	686
01-437-255	Major Equip. Maint.	594	2,011
01-437-257	Tires	-	4,153
01-437-455	Contracted Rep. of Equip.	-	1,516
25-461-711	Conservation of Natural Resources	-	-
29-461-711	Conservation of Natural Resources	-	-
35-432-220	Snow/Ice Removal Supplies	57,148	74,687
<b>Total:</b>		69,270	96,122

Forecast	Adopted Budget	Comments
2019	2020	
500	1,000	
650	1,000	
732	1,500	
-	-	
18,292	10,000	Budgeted at traditional levels
-	-	
650	-	} Combined
2,000	3,000	
8,490	5,000	
500	-	
-	-	
-	-	
82,000	85,000	
<b>Total:</b>		
113,814	106,500	

**Schedule E5  
 PUBWKS - Traffic Repairs  
 For the listed Years**

Account Number	Description	Prior Year	Last Year
		Actuals 2017	2018
01-433-246	Supplies, Paint, Sgn, Etc.	12,099	13,969
01-433-451	Contract Repair Traffic Signals	5,116	3,828
01-433-453	Contract Serv - Line Painting	-	-
01-434-362	Street Light Repair	1,284	2,506
35-431-000	Cleaning of Streets and Gutters	-	-
35-433-000	Highway Traffic Control	29,105	26,793
35-433-453	Traffic Control/Line Painting	6,551	-
35-434-000	Street Lighting	-	-
35-436-000	Storm Sewers and Drains	17,776	9,968
35-437-000	Highway Maint-Tools & Equip.	14,621	20,951
35-438-000	Maint and Repairs of Roads and Bridges	22,780	25,595
<b>Total:</b>		109,332	103,611

Forecast	Adopted Budget	Comments
2019	2020	
12,500	12,500	
8,500	8,500	
-	-	
2,000	2,000	
-	-	
26,286	30,000	} SLF Projects up 3% yr -to - yr
20,000	15,000	
-	-	
7,000	15,000	
13,851	15,000	
50,000	45,000	
140,138	143,000	



**Schedule E6  
 PUBWKS - Contracted Services  
 For the listed Years**

Account Number	Description	Prior Year	Last Year
		Actuals 2017	2018
01-414-306	Prof. Serv. Arborist	1,200	1,200
01-430-452	Contracted Tree Trimming	-	42,915
01-430-456	Detent. Basin Mowing	14,040	13,779
35-432-457	Contracted Snow Removal	10,833	44,105
<b>Total:</b>		26,073	101,999

Forecast	Adopted Budget	Comments
2019	2020	
1,200	1,200	
35,000	36,750	
17,500	24,750	New contract
50,000	50,000	
103,700	112,700	

**SCHEDULE T  
TRANSFERS TO OTHER FUNDS - for the indicated years**

<b>Account Code</b>	<b>Account Description</b>	<b>From Fund</b>	<b>Prior Year Actuals 2017</b>	<b>Last Year 2018</b>	<b>Forecast 2019</b>	<b>Adopted Budget 2020</b>
<b>TRANSFERS OUT</b>						
01-492-005	Fund Transfers - Transfer to P & R Fund	01	370,000	300,000	340,000	225,000
01-492-018	Transfer to Capital Projects	01			1,550,000	
01-492-029	Transfer to Open Space	01	-	-	-	
01-492-031	Transfer to Capital Reserve	01	235,000	75,000	320,000	1,151,000
01-492-053	Transfer to Roads & Bridges	01	655,000	540,000	-	
01-492-610	Fund Transfers - Transfer to Roads & Bridges-PebbleWoods-WoodRidge Project	01		2,000	-	-
18-492-001	Transfer to General Fund	18	178,109	-	-	
21-492-001	Expense, General - Transfer To General Fund	21	-	-	-	
23-492-010	Fund Transfers - Transfer to Kids Castle	23	22,965	-	-	23,000
25-492-001	Expense, General - Transfer To General Fund	25	15,000	15,000	7,500	1,200
29-492-021	Fund Transfers - Transf. to Offsite Fund	29	-	273	-	
	<b>Total Transfers Out:</b>		1,476,075	932,273	2,217,500	1,400,200
<b>TRANSFERS IN</b>	<b>Total Transfers In:</b>		1,476,075	932,273	2,217,500	1,400,200

Schedule C1 - CAPITAL/MAJOR SPENDING PROGRAMS - for the 2019 Forecast

December 19, 2019

Pgm Nbr	Staff Recommended Priority	Description	Comments/Rationale	External Funding	Township Portion	Internal Fund	2019 Budget	2019 Forecast	2019 Status
<b>Pub Works - Roads</b>									
20-14	Maintenance	Pebble Ridge Development Paving and Curbing	Road restoration after completion of Pebble Ridge Wood Ridge sewer system		100.0%	53-439-610 35-439-672		\$95,250.0	Quoted
19-07	Maintenance	Road Surface Restoration	Annual Road Maintenance Program, (milling & paving)	RoadTax 40%	80.0%	53-439-245	\$400,000.0	\$475,000.0	Bid awarded - Proposing increased scope using SLF
				SLF 60%		35-439-610	\$150,000.0	\$200,040.2	
19-11	Maintenance	Bridges & Stream Crossing repairs	Routine inspection, maintenance and/or repairs (bridges, culverts, and pipes) as identified in the annual Structures Maintenance report.		100.0%	31-439-245	\$75,000.0	\$40,000.0	Engineering complete for 3 bridges
19-09	Mandated	Green Lt Go - 313 Corridor	Upgrade the traffic signal equipment and operation of five existing traffic signals along the Route 313 Swamp Rd corridor. Shared with 5 other municipalities. (80% PennDOT/20% match w/municipalities)	GLG	10.9%	31-433-743	\$43,000.0	\$0.0	Awaiting PennDOT award of Grant
19-10	Mandated	Swamp-Easton Rd Traffic Signal Upgrade	Upgrades to the aging traffic signal infrastructure at the intersection of Swamp Road (SR 0313) and Easton Road (SR 1001) will improve safety and enhance mobility by improving the intersection's operation, reliability and functionality.	ARLE Grant	0.0%	31-433-742	\$26,500.0	\$0.0	Grant Awarded, awaiting PennDOT Agreement approval
19-14	Mandated	International Truck (3 year lease)	Replace deteriorated 18 year old truck/rusted frame - 2021 Placeholder		100.0%	31-493-740	\$169,500.0	\$161,393.3	On order, arriving Fall
19-12	Mandated	Rectangular Rapid Flashing Beacon - Turk & Easton	To improve pedestrian safety at two existing crosswalk locations that experience higher than average vehicular speeds and traffic volumes as compared to other uncontrolled crossing in the Township.	ARLE Grant	0.0%	31-433-741	\$161,000.0	\$25,000.0	PennDOT auth. Received
18-01	Maintenance	Bridge Pt Park wall repair & repointing	Repointing of the abutment wall as identified in the annual Structures Maintenance report		100.0%	31-439-610	\$20,000.0	\$20,000.0	In design/obtaining quotes
<b>Pub Works - Roads Subtotals:</b>							\$1,045,000.0	\$1,016,683.5	
<b>Pub Works - Stormwater</b>									
18-02	Mandated	MS4 Programs	Execute the Township's mandated Pollution Reduction Plan.		100.0%	31-429-751	\$168,000.0	\$10,000.0	Awaiting DEP approval of permit
<b>Pub Works - Parks</b>									
19-15	Mandated	Shady Retreat to Doyle Elementary School trail	Design and build a bike and hike trail along Burpee Road, Shady Retreat Road and Limekiln Rd.	PennDOT CMAC Grant	18.9%	31-452-722	\$86,500.0	\$79,336.0	Engr underway - Proceeding per multi year plan
18-04	Mandated	Pre Fab storage&building	Provide a storage facility in which all Parks related Public Works equipment and supplies will be stored.		100.0%	31-409-730	\$195,708.6	\$10,000.0	Initial Engr underway
18-03	Maintenance	Park Lighting - upgrade to LED-pole conversion	Replace/upgrade park lighting to LED and replace deteriorating poles.		100.0%	05-459-640	\$235,000.0	\$150,000.0	Engineering underway
P	Maintenance	Central Park resurfacing	Central Park resurfacing		100.0%	05-459-611	\$50,000.0	\$0.0	Deferred to 2023
19-16	Mandated	Turk II Playground Poured-in-place	Replace play surface		100.0%	05-452-724	\$50,000.0	\$0.0	Deferred to 2020
20-09	Mandated	202 Trail Study (Central Park to Route 313)	Feasibility study for a trail along SR 202 between Central Park and Route 313		In-kind contribution \$2.5K	21-453-728			Grant awarded. Finalizing contracts.

**Schedule C1 - CAPITAL/MAJOR SPENDING PROGRAMS - for the 2019 Forecast**

December 19, 2019

Pgm Nbr	Staff Recommended Priority	Description	Comments/Rationale	External Funding	Township Portion	Internal Fund	2019 Budget	2019 Forecast	2019 Status
	Mandated	LSR to Parkway - TAP Grant		TAP Grant		31-452-721	\$0.0	\$81,335.4	Final finishing portions
19-17	Mandated	Turk I Playground replacement	Replace play equipment - repair parts unavailable		100.0%	05-452-723	\$50,000.0	\$50,000.0	Final design & order with vendor
19-18	Maintenance	Sandy Ridge Road - trail & drainage repairs	Repair and repave approximately 550 feet of bike & hike trail along Sandy Ridge Road starting at Ridgeview Lane, deteriorating due to tree roots and drainage damage.		100.0%	21-453-724	\$45,000.0	\$0.0	Absorbed in 2020 Maint Pgm
18-05	Continuation	Turk Rd Trail feasibility Study	Planning and feasibility study for bike and hike trail from Turk Rd. and Cherry Lane areas to Doylestown Borough	DCNR Grant	25.0%	01-408-313	\$25,000.0	\$25,000.0	Underway
18-06	Continuation	Turk II Backstop replacement-Fields 5 & 6	Replace current backstops		100.0%	05-452-610	\$50,000.0	\$31,995.0	#5 completed, #6 in Q4
<b>Pub Works - Parks Subtotals:</b>							\$787,208.6	\$427,666.4	
<b>Parks - Services &amp; Mgmt</b>									
18-07	Continuation	Kids Castle Project	Rehabilitate the Kids castle playground area to make it readily accessible and usable by individuals with disabilities.	Grant/Donations	50.0%	05-459-700	\$400,000.0	\$425,000.0	Expect to complete in 2019
<b>Finance</b>									
<b>Finance Subtotals:</b>									
<b>Police</b>									
19-19	Mandated	Marked Patrol car (3 year lease)	Replace 2012 Tahoe with 130K miles/Placeholder in 2021		100.0%	31-493-740	\$38,000.0	\$37,732.7	Completed
<b>Building</b>									
17-01	Continuation	DTWP Building Project	Replace the Township Municipal headquarters building and reconfigure/repurpose other existing buildings.	Bond	100.0%	18-409-730	\$5,601,236.0	\$5,150,000.0	Building in service - Total project \$11.6m
19-01	Mandated	New Building-Furniture & Fitout	Supply and install Administration and Police Department furniture for the new building		100.0%	31-400-750	\$400,000.0	\$375,000.0	Substantially complete
19-02	Mandated	New Building-Admin, Police AV Hardware	Supply and installation new audio and visual equipment for the conference rooms in the Administration and Police Departments for the new building.		100.0%	31-407-329	\$65,487.0	\$89,000.0	Substantially complete
19-03	Mandated	New Building-Security Alarm system	Install updated security System in new Building		100.0%	31-409-751	\$21,000.0	\$14,331.5	Completed
19-04	Mandated	New Building-Replace DTV Video Production System	Replace/Upgrade DTV broadcast recording and playback system in New Building. Simplify operations.	Grants/Savings	38.0%	31-407-320	\$65,983.0	\$64,218.8	Substantially complete
19-05	Mandated	New Building-Computer/Network Services	Install Network Infrastructure in New Building		100.0%	31-407-252	\$88,000.0	\$92,500.0	Switch install next
19-06	Mandated	New Building-Police Ancillary Items	Armory, Ready, and Evidence Room fitout		100.0%	31-410-752	\$39,000.0	\$39,000.0	Millwork planned
19-20	Mandated	New Building-Police Lockers & Evidence Storage system	Supply and Install Lockers and Evidence handling system		100.0%	31-410-753	\$50,000.0	\$50,048.2	Completed
<b>Building Subtotals:</b>							\$6,330,706.0	\$5,874,098.5	
<b>Grand Totals:</b>							\$8,768,914.6	\$7,791,181.1	

**Schedule C2 - CAPITAL/MAJOR SPENDING PROGRAMS - for the 2020 Adopted Budget**

B F S December 19, 2019

Pgm Nbr	Staff Recommended Priority	Description	Comments/Rationale	External Funding	Township Portion	Internal Fund	2019 Budget	2019Forecast	2019 Status	2020 Source	2020 Adopted Budget
<b>Pub Works - Roads</b>											
20-14	Maintenance	Pebble Ridge Development Paving and Curbing	Road restoration after completion of Pebble Ridge Wood Ridge sewer system		100.0%	53-439-610 35-439-672		\$95,250.0	Quoted	Road Tax SLF	\$419,883.0 \$800,000.0
19-07	Maintenance	Road Surface Restoration	Annual Road Maintenance Program, (milling & paving)	RoadTax 40%	80.0%	53-439-245	\$400,000.0	\$475,000.0	Bid awarded - Proposing increased scope using SLF	Road Tax	\$0.0
				SLF 60%		35-439-610	\$150,000.0	\$200,040.2		SLF	\$0.0
19-08	Mandated	Chapman Rd Bridge Replacement	Replace deteriorated bridge			18-439-720			Deferred to 2025	Bond	\$0.0
19-11	Maintenance	Bridges & Stream Crossing repairs	Routine inspection, maintenance and/or repairs (bridges, culverts, and pipes) as identified in the annual Structures Maintenance report.		100.0%	31-439-245	\$75,000.0	\$40,000.0	Engineering complete for 3 bridges	Twp	\$300,000.0
19-09	Mandated	Green Lt Go - 313 Corridor	Upgrade the traffic signal equipment and operation of five existing traffic signals along the Route 313 Swamp Rd corridor. Shared with 5 other municipalities. (80% PennDOT/20% match w/municipalities)	GLG	10.9%	31-433-743	\$43,000.0	\$0.0	Awaiting PennDOT award of Grant	GLG	\$58,000.0
19-10	Mandated	Swamp-Easton Rd Traffic Signal Upgrade	Upgrades to the aging traffic signal infrastructure at the intersection of Swamp Road (SR 0313) and Easton Road (SR 1001) will improve safety and enhance mobility by improving the intersection's operation, reliability and functionality.	ARLE Grant	0.0%	31-433-742	\$26,500.0	\$0.0	Grant Awarded, awaiting PennDOT Agreement approval	ARLE	\$203,000.0
19-14	Mandated	International Truck (3 year lease)	Replace deteriorated 18 year old truck/rusted frame - 2021 Placeholder		100.0%	31-493-740	\$169,500.0	\$161,393.3	On order, arriving Fall	Twp	
19-12	Mandated	Rectangular Rapid Flashing Beacon - Turk & Easton	To improve pedestrian safety at two existing crosswalk locations that experience higher than average vehicular speeds and traffic volumes as compared to other uncontrolled crossing in the Township.	ARLE Grant	0.0%	31-433-741	\$161,000.0	\$25,000.0	PennDOT auth. Received	ARLE	\$146,415.0
20-16	Mandated	Traffic Calming Programs	Implement calming measures at multiple locations		100.0%	31-433-744			Traffic Committee Rec.	Twp	\$50,000.0
20-15	Beneficial	Turk Road Crosswalk at Pebble Ridge Road	Improve the ability of the residents to access Turk Park, crossing Turk Road at Pebble Ridge Drive		100.0%	31-433-744	\$0.0	\$0.0		Twp	\$32,500.0
<b>Pub Works - Roads Subtotals:</b>							\$1,045,000.0	\$1,016,683.5			\$2,009,798.0
<b>Pub Works - Stormwater</b>											
18-02	Mandated	MS4 Programs	Execute the Township's mandated Pollution Reduction Plan.		100.0%	31-429-751	\$168,000.0	\$10,000.0	Awaiting DEP approval of permit	Twp	\$200,000.0
<b>Pub Works - Parks</b>											
19-15	Mandated	Shady Retreat to Doyle Elementary School trail	Design and build a bike and hike trail along Burpee Road, Shady Retreat Road and Limekiln Rd.	PennDOT CMAC Grant	18.9%	31-452-722	\$86,500.0	\$79,336.0	Engr underway - Proceeding per multi year plan		\$91,500.0
18-04	Mandated	Pre Fab storage&building	Provide a storage facility in which all Parks related Public Works equipment and supplies will be stored.		100.0%	31-409-730	\$195,708.6	\$10,000.0	Initial Engr underway	Twp	\$295,000.0
20-13	Maintenance	Court Resurfacing & Lighting	Resurfacing of the existing courts, fixing of the longitudinal cracking on the court surfaces, new paving overlay on existing surface, surface top coat color and white lines, new fencing, new light pole, energy efficient lighting and controls.		100.0%	05-459-610					\$0.0
20-02	Maintenance	Bike Hike Trail Maintenance	Annual funding is requested for trail maintenance. Funds will be used for contracted services (paving contractor) to mill and pave, repair sub-surface drainage, repair subbase paving and widen (if necessary) the Township owned bike and hike trails.		100.0%	21-453-726				Twp	\$50,000.0
18-03	Maintenance	Park Lighting - upgrade to LED-pole conversion	Replace/upgrade park lighting to LED and replace deteriorating poles.		100.0%	05-459-640	\$235,000.0	\$150,000.0	Engineering underway	Twp	\$85,000.0
20-05	Maintenance	Pedestrian Trail Bridge Maintenance (Kid's Castle)	Maintenance repairs to the pedestrian trail bridge in Central Park near Kid's Castle.		100.0%	21-453-727				Twp	\$73,500.0
20-03	Maintenance	Doylestown Lea Trail - Drainage Pipe Maintenance	Replacement of an existing galvanized drainage pipe that passes under the Doylestown Lea bike and hike trail.		100.0%	05-452-612				Twp	\$63,500.0

Schedule C2 - CAPITAL/MAJOR SPENDING PROGRAMS - for the 2020 Adopted Budget

B F S December 19, 2019

Pgm Nbr	Staff Recommended Priority	Description	Comments/Rationale	External Funding	Township Portion	Internal Fund	2019 Budget	2019Forecast	2019 Status	2020 Source	2020 Adopted Budget	
20-01	Maintenance	Parks Multi-use Vehicle	For mowing & plowing of parks and trails. Used on daily basis.		100.0%	01-471-100				Twp	\$60,000.0	
20-08	Maintenance	Turk Park II - Parking Lot Maintenance	Maintenance of the existing parking lot and replacement of deteriorating telephone pole barricades		100.0%	05-452-611				Twp	\$20,000.0	
20-07	Maintenance	Turk Park I - Parking Lot Maintenance	Maintenance of the existing parking lot and replacement of deteriorating telephone pole barricades		100.0%	05-452-613				Twp	\$20,000.0	
20-06	Maintenance	State Street - Fence Replacement	Replace existing split trail fencing along the south side of State Street from the Rt 611 Bypass to Progress Drive		100.0%	05-452-614			Absorbed in Maint Pgm	Twp	\$0.0	
P	Maintenance	Central Park resurfacing	Central Park resurfacing		100.0%	05-459-611	\$50,000.0	\$0.0	Deferred to 2023		\$0.0	
19-16	Mandated	Turk II Playground Poured-in-place	Replace play surface		100.0%	05-452-724	\$50,000.0	\$0.0	Deferred to 2020		\$50,000.0	
20-04	Maintenance	Bridge Point Park - Structure Roof Replacement	Replacment of existing cedar shake roof at Bridge Point Park		100.0%	05-452-615				Twp	\$30,000.0	
20-09	Mandated	202 Trail Study (Central Park to Route 313)	Feasibility study for a trail along SR 202 between Central Park and Route 313		In-kind contribution - \$2.5K	21-453-728			Grant awarded. Finalizing contracts.	DVRPC Reg'l Trail Grant	\$30,000.0	
19-18	Maintenance	Sandy Ridge Road - trail & drainage repairs	Repair and repave approximately 550 feet of bike & hike trail along Sandy Ridge Road starting at Ridgeview Lane, deteriorating due to tree roots and drainage damage.		100.0%	21-453-724	\$45,000.0	\$0.0	Absorbed in 2020 Maint Pgm			
<b>Pub Works - Parks Subtotals:</b>							\$787,208.6	\$427,666.4			\$868,500.0	
<b>Parks - Services &amp; Mgmt Finance</b>												
20-10	Mandated	Upgrade Township PC's to Windows 10 & Office 2019	Microsoft has announced that Support for Windows 7 (and earlier) computer Operating systems will end on 1/14/2020, and that Support for Office 2010 software will end on 10/13/2020. On those designated dates, Microsoft will no longer provide Technical support, Bug fixes for issues, or security fixes for discovered vulnerabilities. The Township currently has 68 computers in operation, all with Windows 7 or earlier operating systems, and all utilizing Office 2010 or earlier software. And although none of these computers will stop operating on the stated dates, they will over time become more vulnerable from a security point-of-view, and will fall behind in Office operating features. The purpose of this Capital program is to fund a planned and smart upgrade of the Township's computer inventory over time to avoid these problems.		100.0%	31-407-750				Twp	\$77,490.0	
20-11	Beneficial	Upgrade Township Financial Reporting System	Explore various software vendors and packages for long term forecasting, capital project costing, time and attendance correlation, accounting	Shared w/DTMA	50% - Twp portion shown	31-407-751				Twp & DTMA	\$0.0	
<b>Finance Subtotals:</b>											\$77,490.0	
<b>Police</b>												
19-19	Mandated	Marked Patrol car (3 year lease)	Replace 2012 Tahoe with 130K miles/Placeholder in 2021		100.0%	31-493-740	\$38,000.0	\$37,732.7	Completed	Twp		
<b>Building</b>												
P	Beneficial	Design and Construct a new Community Center Building	Placeholder for 2022-23 project	Bond	100.0%	18-409-730				Bond		
	Mandated	Acoustical Improvements to Meeting Room	Improve speech intelligibility		100.0%	31-407-329				Twp	\$25,000.0	
<b>Building Subtotals:</b>							\$6,330,706.0	\$5,874,098.5			\$25,000.0	
<b>Grand Totals:</b>							\$8,768,914.6	\$7,791,181.1				\$3,180,788.0

## **FOREWORD - FIVE YEAR PROJECTIONS**

This section is included in the Budget Book to provide a longer range context to the Current Year Forecast and the Adopted Budget. The Township's budgeting process starts with each Department Head developing detailed forecasts (at the account number level) for the Current year and for the new Budget year, which is thoroughly evaluated and vetted by the Finance department and Township administration. These results are then projected forward on a somewhat more summarized level for an additional four year period using assumptions about growth rates, and by adjusting the projections to account for any particular items about which we are able to make reasonable assumptions.

The results of this analysis are displayed and reviewed in the reports that are shown in this Section's pages. Those pages contain all of the same information you've already seen for the past, current and new year - shaded on these reports - and add figures for the following four years. These projections give Township administration and the Board of Supervisors a projection of the Township's financial posture over the next five years. The purpose of this exercise is to evaluate the effect of current or short term financial actions and policies on a longer term horizon, and thus to give an early indication of possible future problems or benefits.

The Supervisors review the budget proposals and alternatives in a series of public meetings throughout the year that culminate in a formal budget proposal being presented, considered and voted on in two public meetings at the end of each year. (See the Budget Process diagram in Section 1 for more information on this topic.) At the conclusion of the budgeting process, the Board of Supervisors acknowledge the forecast for the current year, and to give formal approval of a budget for the next year. NO APPROVALS are given for the revenues and spending contained in the projections for the four years beyond the new year. Those projections, having been thoroughly and publically reviewed during the budget process, are meant to reflect a likely operating plan should the circumstances turn out as predicted. Since in some cases, projects and circumstances change, a fresh evaluation is prepared in each yearly budget cycle to update the outlook for the future.

**Schedule RS: MAJOR SOURCES OF REVENUE - for the listed years**

Item	Last Year 2018	Forecast 2019	Adopted Budget 2020	Projection				2019 to 2024		Projection	
				2021	2022	2023	2024	TOTALS	%	Comments	Annual Rate
Earned Income Tax	\$ 4,268.4	\$ 4,342.0	\$ 4,417.0	\$ 4,494.3	\$ 4,572.9	\$ 4,653.0	\$ 4,734.4	\$ 27,213.6	30.7%	Forecast at 1.75% per year	1.8%
RE Taxes	\$ 3,238.3	\$ 3,368.4	\$ 3,609.2	\$ 3,618.1	\$ 3,763.8	\$ 3,978.7	\$ 3,988.6	\$ 22,326.7	25.2%	Assessed value + .25%/year	
State Contributions	\$ 943.6	\$ 1,004.8	\$ 981.0	\$ 998.7	\$ 1,016.6	\$ 1,034.9	\$ 1,053.6	\$ 6,089.6	6.9%	Minimal growth - 1.8%	1.8%
LST Tax	\$ 625.0	\$ 620.0	\$ 630.5	\$ 638.4	\$ 646.4	\$ 654.5	\$ 662.7	\$ 3,852.5	4.3%		1.3%
Real Estate Transfer Tax	\$ 1,022.5	\$ 709.9	\$ 685.0	\$ 685.0	\$ 685.0	\$ 685.0	\$ 685.0	\$ 4,134.9	4.7%	Held Flat at 2020 Fcst	0.0%
TV Franchise Fees	\$ 412.8	\$ 397.0	\$ 397.0	\$ 397.0	\$ 397.0	\$ 397.0	\$ 397.0	\$ 2,382.0	2.7%	Held Flat at 2020 Fcst	0.0%
Bldg Permits, Planning & Zoning	\$ 496.6	\$ 462.7	\$ 551.5	\$ 450.0	\$ 450.0	\$ 450.0	\$ 450.0	\$ 2,814.2	3.2%	Conservative estimate	0.0%
Revenue from DTMA	\$ 1,004.7	\$ 1,015.7	\$ 1,050.2	\$ 1,079.4	\$ 1,112.2	\$ 1,146.0	\$ 1,180.9	\$ 6,584.3	7.4%	Matches projected costs	
All Other	\$ 1,067.6	\$ 863.9	\$ 802.6	\$ 797.2	\$ 804.2	\$ 811.2	\$ 818.3	\$ 4,897.4	5.5%		
Subtotal for Operations Revenue	\$ 13,079.5	\$ 12,784.5	\$ 13,124.0	\$ 13,158.1	\$ 13,448.1	\$ 13,810.3	\$ 13,970.4	\$ 80,295.3	90.5%		
Grants/Capital Revenue	\$ 737.3	\$ 217.7	\$ 473.3	\$ 3,138.0	\$ -	\$ -	\$ -	\$ 3,829.0	4.3%		
Building Project Revenue	\$ -	\$ -	\$ -	\$ 4,000.0	\$ -	\$ -	\$ -	\$ 4,000.0	4.5%	Borrowing for Community Cente	0.0%
Pebble Ridge Project	\$ 369.4	\$ -	\$ -	\$ -	\$ -	\$ -	\$ -	\$ -	0.0%		
Capital Lease Issuance	\$ 181.2	\$ 199.1	\$ 60.0	\$ 306.5	\$ -	\$ -	\$ -	\$ 565.6	0.6%		0.0%
Total	\$ 14,367.4	\$ 13,201.3	\$ 13,657.3	\$ 20,602.6	\$ 13,448.1	\$ 13,810.3	\$ 13,970.4	\$ 88,689.9	100.0%		



**SCHEDULE R2**

**REAL ESTATE TAX MILLAGE PLAN - for the listed years**

	Last Year 2018	Forecast 2019	Adopted Budget 2020	Projection			
				2021	2022	2023	2024
<b>Totals by Fund</b>							
General Fund	6.000	4.750	5.250	5.250	5.750	6.000	6.000
Ambulance	0.375	0.375	0.375	0.375	0.375	0.375	0.375
Fire Tax	1.250	1.250	1.250	1.250	1.250	1.250	1.250
Park & Rec	0.750	2.000	2.250	2.250	2.250	2.250	2.250
Debt Service	2.000	2.500	2.500	2.250	2.750	3.750	3.750
Roads & Bridges	1.500	1.500	1.500	1.750	1.250	0.750	0.750

<b>Total Millage</b>	11.875	12.375	13.125	13.125	13.625	14.375	14.375
Change		0.500	0.750	0.000	0.500	0.750	0.000
% Change Yr to Yr		4.21%	6.06%	0.00%	3.81%	5.50%	0.00%

<b>Allocation changes by Fund</b>							
General Fund		(1.250)	0.500		0.500	0.250	
Ambulance							
Fire Tax							
Park & Rec		1.250	0.250				
Debt Service		0.500		(0.250)	0.500	1.000	
Roads & Bridges				0.250	(0.500)	(0.500)	

Schedule ES: MAJOR EXPENDITURES - for the listed years

Item	Prior Year Actuals 2017	Last Year 2018	Forecast 2019	Adopted Budget 2020	Projection				2019 to 2024		Projection	
					2021	2022	2023	2024	TOTALS	%	Comments	Annual Rate
Operations Salaries												
Police	\$ 2,153.9	\$ 2,260.6	\$ 2,261.6	\$ 2,489.3	\$ 2,470.6	\$ 2,600.6	\$ 2,633.2	\$ 2,718.5	\$ 15,173.7	15.2%	Retirement	3.3%
Admin	\$ 713.7	\$ 730.8	\$ 761.9	\$ 838.5	\$ 845.7	\$ 871.1	\$ 897.2	\$ 924.1	\$ 5,138.4	5.1%		3.0%
PW Roads & Bldg	\$ 473.8	\$ 524.5	\$ 552.2	\$ 576.3	\$ 583.9	\$ 601.4	\$ 619.4	\$ 638.0	\$ 3,571.2	3.6%		3.0%
Water	\$ 638.9	\$ 649.8	\$ 648.1	\$ 683.2	\$ 693.7	\$ 714.5	\$ 735.9	\$ 758.0	\$ 4,233.3	4.2%	Flat staffing 2020-24	3.0%
All Other	\$ 503.4	\$ 525.6	\$ 540.6	\$ 549.0	\$ 559.9	\$ 576.7	\$ 594.0	\$ 611.9	\$ 3,432.2	3.4%		
Salaries Subtotal:	\$ 4,483.7	\$ 4,691.2	\$ 4,764.4	\$ 5,136.3	\$ 5,153.7	\$ 5,364.2	\$ 5,479.8	\$ 5,650.4	\$ 31,548.8	31.6%		
Operations Fringes												
Pension Expenses	\$ 749.1	\$ 1,251.5	\$ 1,277.3	\$ 1,265.4	\$ 1,321.5	\$ 1,510.4	\$ 1,578.7	\$ 1,787.0	\$ 8,740.4	8.8%	3 Disc Rate steps + \$125K	0.0%
Medical Insurance	\$ 895.8	\$ 1,029.0	\$ 1,039.0	\$ 1,077.0	\$ 1,114.7	\$ 1,153.7	\$ 1,194.1	\$ 1,235.9	\$ 6,814.4	6.8%		3.5%
FICA	\$ 343.5	\$ 354.0	\$ 350.3	\$ 360.8	\$ 371.6	\$ 382.8	\$ 394.3	\$ 406.1	\$ 2,265.9	2.3%		3.0%
All Other	\$ 416.5	\$ 421.9	\$ 414.7	\$ 431.9	\$ 436.7	\$ 441.4	\$ 446.2	\$ 451.1	\$ 2,622.1	2.6%		
Fringes Subtotal:	\$ 2,404.9	\$ 3,056.4	\$ 3,081.4	\$ 3,135.2	\$ 3,244.5	\$ 3,488.3	\$ 3,613.3	\$ 3,880.1	\$ 20,442.7	20.5%		
Other Operations Expenses												
Debt Service	\$ 508.5	\$ 399.6	\$ 603.6	\$ 604.4	\$ 606.8	\$ 985.8	\$ 1,043.0	\$ 1,040.5	\$ 4,884.2	4.9%	Second Bond borrowing 2021	
ADMIN - Engineering	\$ 125.0	\$ 222.0	\$ 224.9	\$ 215.0	\$ 217.2	\$ 219.3	\$ 221.5	\$ 223.7	\$ 1,321.6	1.3%		1.0%
ADMIN - Repairs Equip	\$ 108.4	\$ 97.0	\$ 105.6	\$ 129.0	\$ 130.6	\$ 132.2	\$ 133.9	\$ 135.6	\$ 767.0	0.8%		1.3%
ADMIN - Insurance	\$ 275.2	\$ 262.7	\$ 229.1	\$ 230.2	\$ 233.0	\$ 236.0	\$ 238.9	\$ 241.9	\$ 1,409.1	1.4%		1.3%
PUBWKS - Road Supplies	\$ 69.3	\$ 96.1	\$ 113.8	\$ 106.5	\$ 107.8	\$ 109.2	\$ 110.5	\$ 111.9	\$ 659.8	0.7%		1.3%
PUBWKS - Traffic Repairs	\$ 109.3	\$ 103.6	\$ 140.1	\$ 143.0	\$ 144.8	\$ 146.6	\$ 148.4	\$ 150.3	\$ 873.2	0.9%		1.3%
PUBWKS - Contracted Services	\$ 26.1	\$ 102.0	\$ 103.7	\$ 112.7	\$ 112.7	\$ 112.7	\$ 112.7	\$ 112.7	\$ 667.2	0.7%	Contracted prices - held flat	0.0%
PARKS - Parks Maintenance	\$ 76.3	\$ 105.3	\$ 80.0	\$ 270.0	\$ 273.4	\$ 276.8	\$ 280.3	\$ 283.8	\$ 1,464.2	1.5%		1.3%
SUM - Fire Relief	\$ 151.7	\$ 139.0	\$ 155.3	\$ 155.3	\$ 155.3	\$ 155.3	\$ 155.3	\$ 155.3	\$ 931.7	0.9%	Equal to revenue	
SUM - Fire Companies	\$ 338.0	\$ 346.3	\$ 340.0	\$ 340.0	\$ 345.3	\$ 346.2	\$ 347.0	\$ 347.9	\$ 2,066.3	2.1%	Equal to revenue	
SUM - Operating Leases	\$ 241.7	\$ 208.2	\$ 212.9	\$ 149.7	\$ 191.5	\$ 122.2	\$ 45.3	\$ -	\$ 721.6	0.7%		
SUM - Ambulance Corp	\$ 100.6	\$ 104.1	\$ 100.4	\$ 96.5	\$ 103.6	\$ 103.9	\$ 104.1	\$ 104.4	\$ 612.8	0.6%	Equal to revenue	
All Other	\$ 1,198.2	\$ 1,410.0	\$ 1,507.7	\$ 1,312.8	\$ 1,348.6	\$ 1,344.6	\$ 1,360.8	\$ 1,377.2	\$ 8,252.0	8.3%		
Subtotal for Operations Expense	\$ 10,216.8	\$ 11,343.5	\$ 11,762.8	\$ 12,136.6	\$ 12,368.9	\$ 13,143.3	\$ 13,394.9	\$ 13,815.6	\$ 76,622.0	76.7%		
Capital Expense	\$ 1,422.3	\$ 1,360.2	\$ 2,417.1	\$ 3,120.8	\$ 5,062.9	\$ 1,018.2	\$ 1,035.0	\$ 875.0	\$ 13,529.0	13.5%	See Capital Summary	
Building Project Expense	\$ 2,838.7	\$ 3,418.3	\$ 5,150.0	\$ -	\$ 4,000.0	\$ -	\$ -	\$ -	\$ 9,150.0	9.2%	Community Center spending	
Pebble Ridge Project	\$ -	\$ 369.4	\$ -	\$ -	\$ -	\$ -	\$ -	\$ -	\$ -			
Capital Lease Expense	\$ 241.4	\$ 181.2	\$ 199.1	\$ 60.0	\$ 306.5	\$ -	\$ -	\$ -	\$ 565.6	0.6%		
Total	\$ 14,719.3	\$ 16,672.5	\$ 19,529.0	\$ 15,317.4	\$ 21,738.3	\$ 14,161.4	\$ 14,429.9	\$ 14,690.6	\$ 99,866.6	100.0%		

**DOYLESTOWN TOWNSHIP  
POLICE - FULL YEAR OPERATIONS EXPENSE**

Expense	Actual 2018	Budget 2019	Forecast 2019	Adopted Budget 2020	2020 (Higher)/Lower	Projection 2021	Projection 2022	Projection 2023	Projection 2024	Projection Method Comment	Projection Method %
Wages - Uniformed	\$2,161,719	\$2,234,694	\$2,162,113	\$2,375,170	(\$213,057)	\$2,362,535	\$2,489,318	\$2,518,596	\$2,600,450	Retirement	3.250%
Wages - Non-uniformed	\$98,853	\$108,892	\$99,437	\$114,093	(\$14,656)	\$108,040	\$111,281	\$114,620	\$118,058		3.000%
Supplies	\$26,285	\$40,972	\$40,572	\$42,867	(\$2,295)	\$43,402	\$43,945	\$44,494	\$45,050		1.250%
Uniforms	\$17,558	\$23,914	\$23,914	\$23,341	\$574	\$23,632	\$23,928	\$24,227	\$24,530		1.250%
Telephone	\$14,855	\$17,700	\$17,700	\$16,500	\$1,200	\$16,706	\$16,915	\$17,127	\$17,341		1.250%
Gasoline	\$42,642	\$44,598	\$37,098	\$40,196	(\$3,098)	\$40,699	\$41,207	\$41,722	\$42,244		1.250%
Printing	\$470	\$500	\$500	\$500	\$0	\$506	\$513	\$519	\$525		1.250%
Repair Equip	\$38,063	\$41,828	\$41,828	\$42,898	(\$1,070)	\$43,434	\$43,977	\$44,527	\$45,083		1.250%
Repair vehicles	\$29,270	\$43,300	\$44,796	\$37,100	\$7,696	\$57,564	\$38,033	\$38,509	\$38,990	Car fit-out in 2021	1.250%
Training	\$17,473	\$23,371	\$16,805	\$23,850	(\$7,045)	\$24,148	\$24,450	\$24,756	\$25,065		1.250%
Other	\$1,646	\$1,719	\$1,719	\$1,781	(\$62)	\$1,803	\$1,825	\$1,848	\$1,871		1.250%
<b>Total</b>	<b>\$2,448,836</b>	<b>\$2,581,488</b>	<b>\$2,486,483</b>	<b>\$2,718,295</b>	<b>(\$231,813)</b>	<b>\$2,722,470</b>	<b>\$2,835,393</b>	<b>\$2,870,944</b>	<b>\$2,959,208</b>		

**DOYLESTOWN TOWNSHIP**  
**ADMIN - FULL YEAR OPERATIONS EXPENSE**

Expense	Actual	Budget	Forecast	Adopted Budget	2020	Projection	Projection	Projection	Projection	Projection Method	
	2018	2019	2019	2020	(Higher)/Lower	2021	2022	2023	2024	Comment	%
Wages	\$730,777	\$788,459	\$761,930	\$838,457	(\$76,528)	\$845,689	\$871,060	\$897,192	\$924,107		3.000%
Office Supplies	\$15,565	\$15,500	\$15,500	\$15,500	\$0	\$15,694	\$15,890	\$16,089	\$16,290		1.250%
Building Supplies	\$26,488	\$29,500	\$28,400	\$29,000	(\$600)	\$29,363	\$29,730	\$30,101	\$30,477		1.250%
Uniforms	\$1,862	\$3,300	\$3,300	\$3,300	\$0	\$3,341	\$3,383	\$3,425	\$3,468		1.250%
Telephone	\$49,107	\$60,000	\$63,330	\$58,300	\$5,030	\$59,029	\$59,767	\$60,514	\$61,270		1.250%
Electricity	\$48,719	\$50,000	\$63,600	\$73,000	(\$9,400)	\$73,913	\$74,836	\$75,772	\$76,719		1.250%
Heating Fuel	\$0	\$0	\$0	\$0	\$0	\$0	\$0	\$0	\$0		1.250%
Gasoline	\$311	\$326	\$271	\$293	(\$23)	\$297	\$301	\$305	\$308		1.250%
Diesel	\$0	\$0	\$0	\$0	\$0	\$0	\$0	\$0	\$0		1.250%
Engineering	\$222,006	\$210,000	\$224,851	\$215,000	\$9,851	\$217,150	\$219,322	\$221,515	\$223,730		1.000%
Repairs Equip	\$97,014	\$104,100	\$105,626	\$129,000	(\$23,374)	\$130,613	\$132,245	\$133,898	\$135,572		1.250%
Repairs Vehicles	\$271	\$500	\$205	\$300	(\$95)	\$304	\$308	\$311	\$315		1.250%
Advertising	\$8,640	\$10,500	\$8,616	\$10,000	(\$1,384)	\$10,125	\$10,252	\$10,380	\$10,509		1.250%
Postage	\$14,006	\$14,500	\$12,648	\$14,500	(\$1,852)	\$14,681	\$14,865	\$15,051	\$15,239		1.250%
Printing	\$13,925	\$13,500	\$13,500	\$13,500	\$0	\$13,669	\$13,840	\$14,013	\$14,188		1.250%
Insurance	\$262,688	\$241,800	\$229,100	\$230,171	(\$1,071)	\$233,048	\$235,961	\$238,911	\$241,897		1.250%
Dues & Subscriptions	\$21,043	\$9,000	\$6,500	\$7,500	(\$1,000)	\$7,594	\$7,689	\$7,785	\$7,882		1.250%
Travel	\$1,276	\$1,500	\$1,321	\$1,500	(\$179)	\$1,519	\$1,538	\$1,557	\$1,576		1.250%
Legal	\$44,386	\$59,200	\$62,958	\$65,200	(\$2,242)	\$65,852	\$66,511	\$67,176	\$67,847		1.000%
Audit Fees	\$18,684	\$23,750	\$27,500	\$23,500	\$4,000	\$23,794	\$24,091	\$24,392	\$24,697		1.250%
Tax Collector	\$3,314	\$3,900	\$3,400	\$3,900	(\$500)	\$3,949	\$3,998	\$4,048	\$4,099		1.250%
EIT	\$55,887	\$58,400	\$58,400	\$59,200	(\$800)	\$60,088	\$60,989	\$61,904	\$62,833		1.500%
LST	\$10,673	\$10,800	\$10,800	\$11,034	(\$234)	\$11,172	\$11,312	\$11,453	\$11,596		1.250%
Training	\$13,561	\$17,500	\$13,697	\$16,000	(\$2,303)	\$16,200	\$16,403	\$16,608	\$16,815		1.250%
Rental Facilities	\$79,470	\$86,100	\$114,000	\$0	\$114,000	\$0	\$0	\$0	\$0		0.000%
Grants/Contributions	\$2,521	\$2,750	\$2,521	\$2,750	(\$229)	\$2,784	\$2,819	\$2,854	\$2,890		1.250%
Other	\$125,027	\$103,155	\$89,059	\$90,705	(\$1,646)	\$91,838.81	\$92,987	\$94,149	\$95,326		1.250%
<b>Total</b>	<b>\$1,867,224</b>	<b>\$1,918,040</b>	<b>\$1,921,033</b>	<b>\$1,911,611</b>	<b>\$9,422</b>	<b>\$1,931,704</b>	<b>\$1,970,093</b>	<b>\$2,009,401</b>	<b>\$2,049,652</b>		

**DOYLESTOWN TOWNSHIP  
PUBLIC WORKS - FULL YEAR OPERATIONS EXPENSE**

Expense	Actual 2018	Budget 2019	Forecast 2019	Adopted Budget 2020	2020 (Higher)/Lower	Projection 2021	Projection 2022	Projection 2023	Projection 2024	Projection Method Comment	%
Wages	\$524,471	\$563,342	\$552,237	\$576,347	(\$24,109)	\$583,852	\$601,367	\$619,408	\$637,991		3.000%
Road Supplies	\$96,122	\$140,650	\$113,814	\$106,500	\$7,314	\$107,831	\$109,179	\$110,544	\$111,926		1.250%
Stormwater	\$67,787	\$112,200	\$71,999	\$73,550	(\$1,551)	\$74,469	\$75,400	\$76,343	\$77,297		1.250%
Septage Expense	\$5,044	\$8,700	\$3,366	\$2,400	\$966	\$2,430	\$2,460	\$2,491	\$2,522		1.250%
Gasoline	\$6,923	\$7,241	\$6,023	\$6,526	(\$503)	\$6,608	\$6,690	\$6,774	\$6,859		1.250%
Diesel	\$13,425	\$13,090	\$13,999	\$15,800	(\$1,801)	\$15,998	\$16,197	\$16,400	\$16,605		1.250%
Electricity	\$41,186	\$38,000	\$35,608	\$36,763	(\$1,155)	\$37,223	\$37,688	\$38,159	\$38,636		1.250%
Uniforms	\$12,783	\$10,000	\$10,000	\$10,000	\$0	\$10,125	\$10,252	\$10,380	\$10,509		1.250%
Repairs Equip	\$12,658	\$17,000	\$9,310	\$12,850	(\$3,540)	\$13,011	\$13,173	\$13,338	\$13,505		1.250%
Traffic Repairs	\$103,611	\$219,500	\$140,138	\$143,000	(\$2,862)	\$144,788	\$146,597	\$148,430	\$150,285		1.250%
Contracted Services	\$101,999	\$124,800	\$103,700	\$112,700	(\$9,000)	\$112,700	\$112,700	\$112,700	\$112,700	Contracted prices - held flat	0.000%
Training	\$190	\$500	\$1,080	\$1,000	\$80	\$1,013	\$1,025	\$1,038	\$1,051		1.250%
Right-of-Way Purchases	\$0	\$0	\$0	\$0	\$0	\$0	\$0	\$0	\$0		1.250%
Other	\$368	\$1,500	\$1,500	\$1,500	\$0	\$1,519	\$1,538	\$1,557	\$1,576		1.250%
<b>Total</b>	<b>\$986,567</b>	<b>\$1,256,522</b>	<b>\$1,062,774</b>	<b>\$1,098,936</b>	<b>(\$36,162)</b>	<b>\$1,111,565</b>	<b>\$1,134,268</b>	<b>\$1,157,561</b>	<b>\$1,181,462</b>		

**DOYLESTOWN TOWNSHIP  
PARKS REC & MAINT - FULL YEAR OPERATIONS EXPENSE**

Expense	Actual 2018	Budget 2019	Forecast 2019	Adopted Budget 2020	2020 (Higher)/Lower	Projection 2021	Projection 2022	Projection 2023	Projection 2024	Projection Method Comment	%
<b>SERVICES &amp; MANAGEMENT</b>											
Wages	\$130,219	\$135,644	\$135,644	\$140,247	(\$4,603)	\$144,454	\$148,788	\$153,251	\$157,849		3.000%
Dog Park Operations	\$0	\$0	\$0	\$0	\$0	\$0	\$0	\$0	\$0		1.250%
Golf Outing	\$15,427	\$16,000	\$16,000	\$16,000	\$0	\$16,200	\$16,403	\$16,608	\$16,815		1.250%
Summer Concerts	\$40,768	\$40,000	\$32,012	\$36,500	(\$4,488)	\$36,956	\$37,418	\$37,886	\$38,360		1.250%
Programs	\$55,539	\$60,000	\$45,761	\$50,000	(\$4,239)	\$50,625	\$51,258	\$51,899	\$52,547		1.250%
Supplies	\$5,153	\$6,700	\$7,672	\$7,000	\$672	\$7,088	\$7,176	\$7,266	\$7,357		1.250%
Uniforms	\$279	\$500	\$500	\$500	\$0	\$506	\$513	\$519	\$525		1.250%
Repairs Equip	\$8,692	\$10,000	\$10,000	\$10,000	\$0	\$10,125	\$10,252	\$10,380	\$10,509		1.250%
Advertising	\$127	\$0	\$0	\$0	\$0	\$0	\$0	\$0	\$0		1.250%
Postage	\$5,203	\$6,000	\$6,000	\$6,000	\$0	\$6,075	\$6,151	\$6,228	\$6,306		1.250%
Printing	\$14,025	\$20,000	\$18,000	\$19,000	(\$1,000)	\$19,238	\$19,478	\$19,721	\$19,968		1.250%
Travel	\$0	\$0	\$0	\$0	\$0	\$0	\$0	\$0	\$0		1.250%
Dues & Subscriptions	\$1,397	\$2,000	\$2,000	\$2,600	(\$600)	\$2,633	\$2,665	\$2,699	\$2,732		1.250%
Training	\$3,517	\$5,000	\$4,500	\$5,000	(\$500)	\$5,063	\$5,126	\$5,190	\$5,255		1.250%
Rental Facilities	\$0	\$0	\$0	\$47,550	(\$47,550)	\$47,550	\$47,550	\$47,550	\$47,550	per contract	0.000%
Other	\$14,514	\$9,000	\$20,192	\$8,000	\$12,192	\$8,100	\$8,201	\$8,304	\$8,408		1.250%
<b>Subtotal: Services &amp; Mgmt</b>	<b>\$294,860</b>	<b>\$310,844</b>	<b>\$298,281</b>	<b>\$348,397</b>	<b>(\$50,116)</b>	<b>\$354,612</b>	<b>\$360,978</b>	<b>\$367,500</b>	<b>\$374,181</b>		
<b>MAINTENANCE</b>											
Wages	\$214,537	\$208,485	\$200,860	\$201,298	(\$438)	\$203,835	\$209,950	\$216,249	\$222,736		3.000%
Kids Castle	\$906	\$1,000	\$1,000	\$1,000	\$0	\$1,013	\$1,025	\$1,038	\$1,051		1.250%
CSMF	\$0	\$0	\$0	\$0	\$0	\$0	\$0	\$0	\$0		1.250%
Supplies	\$12,838	\$7,000	\$7,000	\$10,500	(\$3,500)	\$10,631	\$10,764	\$10,899	\$11,035		1.250%
Gasoline	\$7,109	\$7,435	\$6,185	\$7,807	(\$1,622)	\$7,904	\$8,003	\$8,103	\$8,204		1.250%
Diesel	\$2,125	\$2,229	\$2,130	\$2,340	(\$210)	\$2,370	\$2,399	\$2,429	\$2,460		1.250%
Telephone	\$4,758	\$4,500	\$3,071	\$3,145	(\$74)	\$3,184	\$3,224	\$3,264	\$3,305		1.250%
Electricity	\$13,948	\$15,000	\$11,906	\$13,500	(\$1,594)	\$13,669	\$13,840	\$14,013	\$14,188		1.250%
Uniforms	\$3,881	\$3,500	\$3,500	\$4,000	(\$500)	\$4,050	\$4,101	\$4,152	\$4,204		1.250%
Parks Maintenance	\$105,268	\$100,000	\$80,000	\$270,000	(\$190,000)	\$273,375	\$276,792	\$280,252	\$283,755		1.250%
Contracted Services	\$143,192	\$170,000	\$170,000	\$0	\$170,000	\$0	\$0	\$0	\$0		1.250%
Dog Park Operations	\$6,548	\$6,500	\$6,500	\$6,500	\$0	\$6,581	\$6,664	\$6,747	\$6,831		1.250%
Training	\$1,165	\$3,000	\$1,000	\$1,500	(\$500)	\$1,519	\$1,538	\$1,557	\$1,576		1.250%
Other	\$0	\$500	\$0	\$0	\$0	\$0	\$0	\$0	\$0		1.250%
<b>Subtotal: Maintenance</b>	<b>\$516,274</b>	<b>\$529,148</b>	<b>\$493,152</b>	<b>\$521,590</b>	<b>(\$28,438)</b>	<b>\$528,130</b>	<b>\$538,299</b>	<b>\$548,702</b>	<b>\$559,345</b>		
<b>Total</b>	<b>\$811,133</b>	<b>\$839,992</b>	<b>\$791,433</b>	<b>\$869,987</b>	<b>(\$78,554)</b>	<b>\$882,742</b>	<b>\$899,277</b>	<b>\$916,202</b>	<b>\$933,526</b>		

**DOYLESTOWN TOWNSHIP**  
**CODE - FULL YEAR OPERATIONS EXPENSE**

Expense	Actual 2018	Budget 2019	Forecast 2019	Adopted Budget 2020	2020 (Higher)/Lower	Projection 2021	Projection 2022	Projection 2023	Projection 2024	Projection Method Comment	%
Wages	\$180,835	\$201,434	\$204,072	\$207,480	(\$3,408)	\$211,645	\$217,994	\$224,534	\$231,270		3.000%
Supplies	\$7,024	\$12,500	\$12,500	\$14,000	(\$1,500)	\$14,175	\$14,352	\$14,532	\$14,713		1.250%
Uniforms	\$2,321	\$2,500	\$2,451	\$2,500	(\$49)	\$2,531	\$2,563	\$2,595	\$2,627		1.250%
Vehicle Expense	\$2,224	\$2,500	\$2,200	\$2,500	(\$300)	\$2,531	\$2,563	\$2,595	\$2,627		1.250%
Gasoline	\$1,940	\$2,029	\$1,688	\$2,000	(\$312)	\$2,025	\$2,050	\$2,076	\$2,102		1.250%
Telephone	\$4,724	\$2,700	\$2,983	\$2,400	\$583	\$2,430	\$2,460	\$2,491	\$2,522		1.250%
Printing	\$7,408	\$6,000	\$6,336	\$6,000	\$336	\$6,075	\$6,151	\$6,228	\$6,306		1.250%
Repairs Equip	\$3,963	\$4,000	\$4,000	\$4,000	\$0	\$4,050	\$4,101	\$4,152	\$4,204		1.250%
Legal	\$23,567	\$19,000	\$26,000	\$25,000	\$1,000	\$25,313	\$25,629	\$25,949	\$26,274		1.250%
Training	\$3,941	\$6,600	\$6,300	\$6,600	(\$300)	\$6,683	\$6,766	\$6,851	\$6,936		1.250%
Consultant	\$64,260	\$60,000	\$60,000	\$50,000	\$10,000	\$50,625	\$51,258	\$51,899	\$52,547		1.250%
Inspection Services	\$24,180	\$28,600	\$31,000	\$51,000	(\$20,000)	\$51,638	\$52,283	\$52,937	\$53,598		1.250%
Other	\$0	\$0	\$0	\$0	\$0	\$0	\$0	\$0	\$0		1.250%
Total	\$326,389	\$347,863	\$359,531	\$373,480	(\$13,950)	\$379,720	\$388,170	\$396,837	\$405,727		

**DOYLESTOWN TOWNSHIP  
FRINGES - FULL YEAR OPERATIONS EXPENSE - data as of 9/30/2018**

Expense	Actual 2018	Budget 2019	Forecast 2019	Adopted Budget 2020	2020 (Higher)/Lower	Projection 2021	Projection 2022	Projection 2023	Projection 2024	Projection Method Comment	%
Non-Uniform Pension - DB	\$576,994	\$583,318	\$583,318	\$514,887	\$68,431	\$537,194	\$615,616	\$642,959	\$731,032	3 Disc Rate steps + \$69K	0.000%
Non-Uniform Pension - DC	\$37,051	\$46,650	\$43,650	\$46,500	(\$2,850)	\$47,895	\$49,332	\$50,812	\$52,336		3.000%
Uniformed Pension - Police	\$637,435	\$650,368	\$650,368	\$704,042	(\$53,674)	\$736,432	\$845,441	\$884,900	\$1,003,645	3 Disc Rate steps + \$56K	0.000%
Delta Dental	\$90,508	\$89,377	\$93,410	\$94,344	(\$934)	\$95,287	\$96,240	\$97,202	\$98,174		1.000%
Vision Care	\$4,224	\$4,543	\$5,337	\$5,300	\$37	\$5,366	\$5,433	\$5,501	\$5,570		1.250%
Life Ins	\$35,887	\$36,521	\$35,706	\$37,367	(\$1,660)	\$37,834	\$38,307	\$38,785	\$39,270		1.250%
Medical Ins:	\$1,028,990	\$1,004,553	\$1,039,000	\$1,077,000	(\$38,000)	\$1,114,695	\$1,153,709	\$1,194,089	\$1,235,882		3.500%
FICA 7.65%	\$354,023	\$369,559	\$350,295	\$360,804	(\$10,509)	\$371,628	\$382,777	\$394,260	\$406,088		3.000%
Unemp Comp 2.0%	\$12,110	\$12,349	\$12,349	\$12,349	\$0	\$12,503	\$12,660	\$12,818	\$12,978		1.250%
Post Employment Health	\$57,404	\$60,280	\$58,104	\$59,995	(\$1,891)	\$60,745	\$61,504	\$62,273	\$63,051		1.250%
Ins Prem Def Comp NW	\$20	\$20	\$20	\$20	\$0	\$20	\$21	\$21	\$21		1.250%
Ins Prem Def Comp Valic	\$5,472	\$5,700	\$5,700	\$5,700	\$0	\$5,771	\$5,843	\$5,916	\$5,990		1.250%
Ins Prem Def Comp Morgan St	\$0	\$0	\$0	\$0	\$0	\$0	\$0	\$0	\$0		1.250%
Ins Prem Def Comp Bernie Wealth	\$6,623	\$6,300	\$7,000	\$7,000	\$0	\$7,088	\$7,176	\$7,266	\$7,357		1.250%
Workman's Comp	\$182,676	\$185,000	\$172,348	\$180,568	(\$8,220)	\$182,374	\$184,198	\$186,039	\$187,900		1.000%
Physical Fitness - Police	\$2,412	\$2,500	\$1,600	\$2,400	(\$800)	\$2,430	\$2,460	\$2,491	\$2,522		1.250%
Tuition Reimb - Police	\$0	\$3,000	\$0	\$3,000	(\$3,000)	\$3,038	\$3,075	\$3,114	\$3,153		1.250%
Uniform Dry Cleaning - Police	\$17,281	\$17,100	\$16,363	\$17,500	(\$1,138)	\$17,719	\$17,940	\$18,164	\$18,392		1.250%
Recruiting - Police	\$1,997	\$2,000	\$2,904	\$1,500	\$1,404	\$1,519	\$1,538	\$1,557	\$1,576		1.250%
Medical/Physical Exams - Police	\$3,460	\$3,000	\$2,200	\$3,000	(\$800)	\$3,038	\$3,075	\$3,114	\$3,153		1.250%
Physical Fitness	\$1,038	\$1,000	\$800	\$1,000	(\$200)	\$1,013	\$1,025	\$1,038	\$1,051		1.250%
Fitness Benefit	\$824	\$850	\$889	\$900	(\$11)	\$911	\$923	\$934	\$946		1.250%
<b>Total</b>	<b>\$3,056,429</b>	<b>\$3,083,987</b>	<b>\$3,081,360</b>	<b>\$3,135,175</b>	<b>(\$53,815)</b>	<b>\$3,244,498</b>	<b>\$3,488,293</b>	<b>\$3,613,256</b>	<b>\$3,880,089</b>		

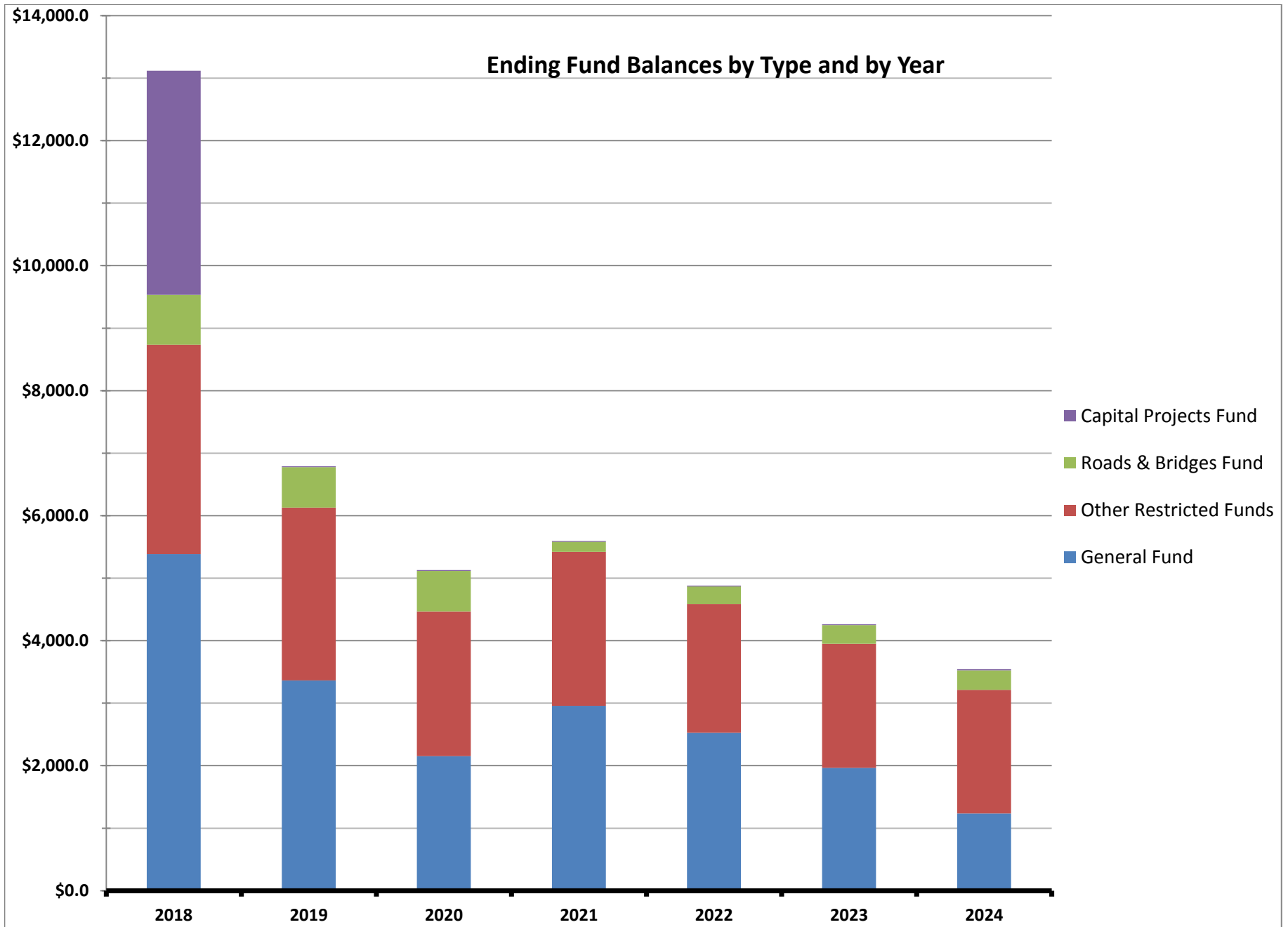


**Schedule E1  
SUM - Debt Service  
For the listed Years**

Account Number	Description	Prior Year	Last Year	Forecast	Adopted	Projection			
		Actuals 2017	2018	2019	Budget 2020	2021	2022	2023	2024
17-471-093	Expense, General - DVRFA Serial Bond	330,000	-	-	-	-	-	-	-
17-471-094	Principle Bond Obligation	-	100,000	305,000	315,000	330,000	345,000	576,315	575,750
17-471-098	Expense, General - General Obligation T	-	-	-	-	-	-	-	-
17-471-099	Principle Term Note	-	-	-	-	-	-	-	-
17-472-094	Interest Bond Obligation	177,252	299,580	298,580	289,430	276,830	640,821	466,730	464,730
17-472-098	Expense, General - General Obligation T	-	-	-	-	-	-	-	-
17-472-099	Interest Term Note	-	-	-	-	-	-	-	-
17-472-302	Expense, General - DVRFA Loan	1,231	-	-	-	-	-	-	-
<b>Total:</b>		508,482	399,580	603,580	604,430	606,830	985,821	1,043,045	1,040,480

**SCHEDULE T**  
**TRANSFERS TO OTHER FUNDS - for the indicated years**

Account Code	Account Description	From Fund	Last Year	Forecast	Adopted	2021	Projection		
			2018	2019	Budget 2020		2022	2023	2024
<b>TRANSFERS OUT</b>									
01-492-005	Fund Transfers - Transfer to P & R Fund	01	300,000	340,000	225,000	-	110,000	160,000	-
01-492-018	Transfer to Capital Projects	01		1,550,000		-	-	-	-
01-492-029	Transfer to Open Space	01	-	-		-	-	-	-
01-492-031	Transfer to Capital Reserve	01	75,000	320,000	1,151,000	750,000	175,000	285,000	355,000
01-492-053	Transfer to Roads & Bridges	01	540,000	-		-	-	-	-
01-492-610	Fund Transfers - Transfer to Roads & Bridges-PebbleWoods-WoodRidge Project	01	2,000	-	-	-	-	-	-
18-492-001	Transfer to General Fund	18	-	-		-	-	-	-
21-492-001	Expense, General - Transfer To General Fund	21	-	-		-	-	-	-
23-492-010	Fund Transfers - Transfer to Kids Castle	23	-	-	23,000	-	-	-	-
25-492-001	Expense, General - Transfer To General Fund	25	15,000	7,500	1,200	-	-	-	-
29-492-021	Fund Transfers - Transf. to Offsite Fund	29	273	-		-	-	-	-
	<b>Total Transfers Out:</b>		932,273	2,217,500	1,400,200	750,000	285,000	445,000	355,000
<b>TRANSFERS IN</b>	<b>Total Transfers In:</b>		932,273	2,217,500	1,400,200	2,350,000	285,000	445,000	355,000



Schedule CS - PROPOSED CAPITAL/MAJOR SPENDING PROGRAMS - for the 2020 - 2019 Forecast Period

December 19, 2019

Pgm Nbr	Staff Recommended Priority	Description	Comments/Rationale	External Funding	Township Portion	Internal Fund	2019 Budget	2019 Forecast	2019 Status	2020 Source	2020 Adopted Budget	2021	2022	2023	2024	5 Year Total
<b>Pub Works - Roads</b>																
20-14	Maintenance	Pebble Ridge Development Paving and Curbing	Road restoration after completion of Pebble Ridge Wood Ridge sewer system		100.0%	53-439-610 35-439-672		\$95,250.0	Quoted	Road Tax SLF	\$419,883.0 \$800,000.0	\$2,477,275.0 \$400,000.0	\$233,178.0 \$300,000.0	\$0.0 \$0.0	\$0.0 \$0.0	\$3,130,336.0 \$1,500,000.0
19-07	Maintenance	Road Surface Restoration	Annual Road Maintenance Program, (milling & paving)	RoadTax 40%	80.0%	53-439-245	\$400,000.0	\$475,000.0	Bid awarded - Proposing increased scope using SLF	Road Tax	\$0.0	\$0.0	\$0.0	\$200,000.0	\$200,000.0	\$400,000.0
				SLF 60%		35-439-610	\$150,000.0	\$200,040.2		SLF	\$0.0	\$0.0	\$0.0	\$300,000.0	\$300,000.0	\$600,000.0
19-08	Mandated	Chapman Rd Bridge Replacement	Replace deteriorated bridge			18-439-720			Deferred to 2025	Bond	\$0.0	\$0.0	\$0.0	\$0.0	\$0.0	\$0.0
19-11	Maintenance	Bridges & Stream Crossing repairs	Routine inspection, maintenance and/or repairs (bridges, culverts, and pipes) as identified in the annual Structures Maintenance report.		100.0%	31-439-245	\$75,000.0	\$40,000.0	Engineering complete for 3 bridges	Twp	\$300,000.0	\$100,000.0	\$100,000.0	\$100,000.0	\$100,000.0	\$700,000.0
19-09	Mandated	Green Lt Go - 313 Corridor	Upgrade the traffic signal equipment and operation of five existing traffic signals along the Route 313 Swamp Rd corridor. Shared with 5 other municipalities. (80% PennDOT/20% match w/municipalities)	GLG	10.9%	31-433-743	\$43,000.0	\$0.0	Awaiting PennDOT award of Grant	GLG	\$58,000.0	\$529,000.0				\$587,000.0
19-10	Mandated	Swamp-Easton Rd Traffic Signal Upgrade	Upgrades to the aging traffic signal infrastructure at the intersection of Swamp Road (SR 0313) and Easton Road (SR 1001) will improve safety and enhance mobility by improving the intersection's operation, reliability and functionality.	ARLE Grant	0.0%	31-433-742	\$26,500.0	\$0.0	Grant Awarded, awaiting PennDOT Agreement approval	ARLE	\$203,000.0	\$177,000.0	\$0.0	\$0.0	\$0.0	\$380,000.0
19-14	Mandated	International Truck (3 year lease)	Replace deteriorated 18 year old truck/rusted frame - 2021 Placeholder		100.0%	31-493-740	\$169,500.0	\$161,393.3	On order, arriving Fall	Twp		\$171,000.0				\$171,000.0
19-12	Mandated	Rectangular Rapid Flashing Beacon - Turk & Easton	To improve pedestrian safety at two existing crosswalk locations that experience higher than average vehicular speeds and traffic volumes as compared to other uncontrolled crossing in the Township.	ARLE Grant	0.0%	31-433-741	\$161,000.0	\$25,000.0	PennDOT auth. Received	ARLE	\$146,415.0	\$0.0	\$0.0	\$0.0	\$0.0	\$146,415.0
20-16	Mandated	Traffic Calming Programs	Implement calming measures at multiple locations		100.0%	31-433-744			Traffic Committee Rec.	Twp	\$50,000.0					\$50,000.0
20-15	Beneficial	Turk Road Crosswalk at Pebble Ridge Road	Improve the ability of the residents to access Turk Park, crossing Turk Road at Pebble Ridge Drive		100.0%	31-433-744	\$0.0	\$0.0		Twp	\$32,500.0	\$0.0	\$0.0	\$0.0	\$0.0	\$32,500.0
18-01	Maintenance	Bridge Pt Park wall repair & repointing	Repointing of the abutment wall as identified in the annual Structures Maintenance report		100.0%	31-439-610	\$20,000.0	\$20,000.0	In design/obtaining quotes							\$0.0
<b>Pub Works - Roads Subtotals:</b>							\$1,045,000.0	\$1,016,683.5			\$2,009,798.0	\$3,854,275.0	\$633,178.0	\$600,000.0	\$600,000.0	\$7,697,251.0
<b>Pub Works - Stormwater</b>																
18-02	Mandated	MS4 Programs	Execute the Township's mandated Pollution Reduction Plan.		100.0%	31-429-751	\$168,000.0	\$10,000.0	Awaiting DEP approval of permit	Twp	\$200,000.0	\$250,000.0	\$250,000.0	\$250,000.0	\$250,000.0	\$1,200,000.0

Schedule CS - PROPOSED CAPITAL/MAJOR SPENDING PROGRAMS - for the 2020 - 2019 Forecast Period

December 19, 2019

Pgm Nbr	Staff Recommended Priority	Description	Comments/Rationale	External Funding	Township Portion	Internal Fund	2019 Budget	2019 Forecast	2019 Status	2020 Source	2020 Adopted Budget	2021	2022	2023	2024	5 Year Total
<b>Pub Works - Parks</b>																
19-15	Mandated	Shady Retreat to Doyle Elementary School trail	Design and build a bike and hike trail along Burpee Road, Shady Retreat Road and Limekiln Rd.	PennDOT CMAC Grant	18.9%	31-452-722	\$86,500.0	\$79,336.0	Engr underway - Proceeding per multi year plan		\$91,500.0	\$992,000.0	\$0.0	\$0.0	\$0.0	\$1,083,500.0
18-04	Mandated	Pre Fab storage&building	Provide a storage facility in which all Parks related Public Works equipment and supplies will be stored.		100.0%	31-409-730	\$195,708.6	\$10,000.0	Initial Engr underway	Twp	\$295,000.0	\$0.0	\$0.0	\$0.0	\$0.0	\$295,000.0
20-13	Maintenance	Court Resurfacing & Lighting	Resurfacing of the existing courts, fixing of the longitudinal cracking on the court surfaces, new paving overlay on existing surface, surface top coat color and white lines, new fencing, new light pole, energy efficient lighting and controls.		100.0%	05-459-610					\$0.0	\$0.0	\$110,000.0	\$110,000.0	\$0.0	\$220,000.0
20-02	Maintenance	Bike Hike Trail Maintenance	Annual funding is requested for trail maintenance. Funds will be used for contracted services (paving contractor) to mill and pave, repair sub-surface drainage, repair subbase paving and widen (if necessary) the Township owned bike and hike trails.		100.0%	21-453-726				Twp	\$50,000.0	\$25,000.0	\$25,000.0	\$25,000.0	\$25,000.0	\$150,000.0
18-03	Maintenance	Park Lighting - upgrade to LED-pole conversion	Replace/upgrade park lighting to LED and replace deteriorating poles.		100.0%	05-459-640	\$235,000.0	\$150,000.0	Engineering underway	Twp	\$85,000.0	\$0.0	\$0.0	\$0.0	\$0.0	\$85,000.0
20-05	Maintenance	Pedestrian Trail Bridge Maintenance (Kid's Castle)	Maintenance repairs to the pedestrian trail bridge in Central Park near Kid's Castle.		100.0%	21-453-727				Twp	\$73,500.0	\$0.0	\$0.0	\$0.0	\$0.0	\$73,500.0
20-03	Maintenance	Doylestown Lea Trail - Drainage Pipe Maintenance	Replacement of an existing galvanized drainage pipe that passes under the Doylestown Lea bike and hike trail.		100.0%	05-452-612				Twp	\$63,500.0	\$0.0	\$0.0	\$0.0	\$0.0	\$63,500.0
20-01	Maintenance	Parks Multi-use Vehicle	For mowing & plowing of parks and trails. Used on daily basis.		100.0%	01-471-100				Twp	\$60,000.0	\$0.0	\$0.0	\$0.0	\$0.0	\$60,000.0
20-08	Maintenance	Turk Park II - Parking Lot Maintenance	Maintenance of the existing parking lot and replacement of deteriorating telephone pole barricades		100.0%	05-452-611				Twp	\$20,000.0	\$0.0	\$0.0	\$0.0	\$0.0	\$20,000.0
20-07	Maintenance	Turk Park I - Parking Lot Maintenance	Maintenance of the existing parking lot and replacement of deteriorating telephone pole barricades		100.0%	05-452-613				Twp	\$20,000.0	\$0.0	\$0.0	\$0.0	\$0.0	\$20,000.0
20-06	Maintenance	State Street - Fence Replacement	Replace existing split trail fencing along the south side of State Street from the Rt 611 Bypass to Progress Drive		100.0%	05-452-614			Absorbrd in Maint Pgm	Twp	\$0.0	\$0.0	\$0.0	\$0.0	\$0.0	\$0.0
P	Maintenance	Central Park resurfacing	Central Park resurfacing		100.0%	05-459-611	\$50,000.0	\$0.0	Deferred to 2023		\$0.0	\$0.0	\$0.0	\$50,000.0	\$0.0	\$50,000.0
19-16	Mandated	Turk II Playground Poured-in-place	Replace play surface		100.0%	05-452-724	\$50,000.0	\$0.0	Deferred to 2020		\$50,000.0					\$50,000.0
20-04	Maintenance	Bridge Point Park - Structure Roof Replacement	Replacment of existing cedar shake roof at Bridge Point Park		100.0%	05-452-615				Twp	\$30,000.0	\$0.0	\$0.0	\$0.0	\$0.0	\$30,000.0
20-09	Mandated	202 Trail Study (Central Park to Route 313)	Feasibility study for a trail along SR 202 between Central Park and Route 313		In-kind contribution	21-453-728			Grant awarded. Finalizing contracts.	DVRPC Reg'l Trail Grant	\$30,000.0	\$0.0	\$0.0	\$0.0	\$0.0	\$30,000.0
	Mandated	LSR to Parkway - TAP Grant		TAP Grant		31-452-721	\$0.0	\$81,335.4	Final finshing portions							\$0.0
19-17	Mandated	Turk I Playground replacement	Replace play equipment - repair parts unavailable		100.0%	05-452-723	\$50,000.0	\$50,000.0	Final design & order with vendor							\$0.0
19-18	Maintenance	Sandy Ridge Road - trail & drainage repairs	Repair and repave approximately 550 feet of bike & hike trail along Sandy Ridge Road starting at Ridgeview Lane, deteriorating due to tree roots and drainage damage.		100.0%	21-453-724	\$45,000.0	\$0.0	Absorbed in 2020 Maint Pgm							\$0.0
18-05	Continuation	Turk Rd Trail feasibility Study	Planning and feasibility study for bike and hike trail from Turk Rd. and Cherry Lane areas to Doylestown Borough	DCNR Grant	25.0%	01-408-313	\$25,000.0	\$25,000.0	Underway							\$0.0
18-06	Continuation	Turk II Backstop replacement-Fields 5 & 6	Replace current backstops		100.0%	05-452-610	\$50,000.0	\$31,995.0	#5 completed, #6 in Q4							\$0.0
<b>Pub Works - Parks Subtotals:</b>							\$787,208.6	\$427,666.4			\$868,500.0	\$1,017,000.0	\$135,000.0	\$185,000.0	\$25,000.0	\$2,230,500.0
<b>Parks - Services &amp; Mgmt</b>																
18-07	Continuation	Kids Castle Project	Rehabilitate the Kids castle playground area to make it readily accessible and usable by individuals with disabilities.	Grant/Donat ions	50.0%	05-459-700	\$400,000.0	\$425,000.0	Expect to complete in 2019							

Schedule CS - PROPOSED CAPITAL/MAJOR SPENDING PROGRAMS - for the 2020 - 2019 Forecast Period

December 19, 2019

Pgm Nbr	Staff Recommended Priority	Description	Comments/Rationale	External Funding	Township Portion	Internal Fund	2019 Budget	2019 Forecast	2019 Status	2020 Source	2020 Adopted Budget	2021	2022	2023	2024	5 Year Total
20-10	Mandated	Upgrade Township PC's to Windows 10 & Office 2019	Microsoft has announced that Support for Windows 7 (and earlier) computer Operating systems will end on 1/14/2020, and that Support for Office 2010 software will end on 10/13/2020. On those designated dates, Microsoft will no longer provide Technical support, Bug fixes for issues, or security fixes for discovered vulnerabilities. The Township currently has 68 computers in operation, all with Windows 7 or earlier operating systems, and all utilizing Office 2010 or earlier software. And although none of these computers will stop operating on the stated dates, they will over time become more vulnerable from a security point-of-view, and will fall behind in Office operating features. The purpose of this Capital program is to fund a planned and smart upgrade of the Township's computer inventory over time to avoid these problems.		100.0%	31-407-750				Twp	\$77,490.0	\$37,672.0	\$0.0	\$0.0	\$0.0	\$115,162.0
20-11	Beneficial	Upgrade Township Financial Reporting System	Explore various software vendors and packages for long term forecasting, capital project costing, time and attendance correlation, accounting	Shared w/DTMA	50% - Twp portion shown	31-407-751				Twp & DTMA	\$0.0	\$75,000.0	\$0.0	\$0.0	\$0.0	\$75,000.0
<b>Finance Subtotals:</b>											\$77,490.0	\$112,672.0	\$0.0	\$0.0	\$0.0	\$190,162.0
19-19	Mandated	Marked Patrol car (3 year lease)	Replace 2012 Tahoe with 130K miles/Placeholder in 2021		100.0%	31-493-740	\$38,000.0	\$37,732.7	Completed	Twp		\$76,000.0				\$76,000.0
P	Beneficial	Design and Construct a new Community Center Building	Placeholder for 2022-23 project	Bond	100.0%	18-409-730				Bond		\$4,000,000.0				\$4,000,000.0
	Mandated	Acoustical Improvements to Meeting Room	Improve speech intelligibility		100.0%	31-407-329				Twp	\$25,000.0					\$25,000.0
17-01	Continuation	DTWP Building Project	Replace the Township Municipal headquarters building and reconfigure/repurpose other existing buildings.	Bond	100.0%	18-409-730	\$5,601,236.0	\$5,150,000.0	Building in service - Total project \$11.6m							\$0.0
19-01	Mandated	New Building-Furniture & Fitout	Supply and install Administration and Police Department furniture for the new building		100.0%	31-400-750	\$400,000.0	\$375,000.0	Substantially complete							\$0.0
19-02	Mandated	New Building-Admin, Police AV Hardware	Supply and installation new audio and visual equipment for the conference rooms in the Administration and Police Departments for the new building.		100.0%	31-407-329	\$65,487.0	\$89,000.0	Substantially complete							\$0.0
19-03	Mandated	New Building-Security Alarm system	Install updated security System in new Building		100.0%	31-409-751	\$21,000.0	\$14,331.5	Completed							\$0.0
19-04	Mandated	New Building-Replace DTV Video Production System	Replace/Upgrade DTV broadcast recording and playback system in New Building. Simplify operations.	Grants/Savings	38.0%	31-407-320	\$65,983.0	\$64,218.8	Substantially complete							\$0.0
19-05	Mandated	New Building-Computer/Network Services	Install Network Infrastructure in New Building		100.0%	31-407-252	\$88,000.0	\$92,500.0	Switch install next							\$0.0
19-06	Mandated	New Building-Police Ancillary Items	Armory, Ready, and Evidence Room fitout		100.0%	31-410-752	\$39,000.0	\$39,000.0	Millwork planned							
19-20	Mandated	New Building-Police Lockers & Evidence Storage system	Supply and Install Lockers and Evidence handling system		100.0%	31-410-753	\$50,000.0	\$50,048.2	Completed							\$0.0
<b>Building Subtotals:</b>							\$6,330,706.0	\$5,874,098.5			\$25,000.0	\$0.0	\$4,000,000.0	\$0.0	\$0.0	\$4,025,000.0
<b>Grand Totals:</b>							\$8,768,914.6	\$7,791,181.1			\$3,180,788.0	\$5,309,947.0	\$5,018,178.0	\$1,035,000.0	\$875,000.0	\$15,418,913.0

