

**DOYLESTOWN
TOWNSHIP**

2018 BUDGET





DOYLESTOWN TOWNSHIP

2018 BUDGETS

- 1. GENERAL FUND**
- 3. FIRE FUND**
- 5. RECREATION FUND**
- 17. DEBT SERVICE FUND**
- 18. CAPITAL PROJECTS FUND**
- 21. OFFSITE IMPROVEMENT FUND**
- 23. CAPITAL FUND RAISING FUND**
- 25. RETENTION BASIN FUND**
- 27. BIKE & HIKE FUND**
- 29. OPEN SPACE FUND**
- 31. CAPITAL RESERVE FUND**
- 35. STATE LIQUID FUELS FUND**
- 41. WATER FUND**
- 51. COMMUNITY SERVICE MEMORIAL FUND**
- 52. AMBULANCE CORP FUND**
- 53. ROADS & BRIDGES FUND**

**PRELIMINARY ADOPTION:
November 21, 2017**

**FINAL ADOPTION:
December 19, 2017**

TABLE OF CONTENTS

	PAGE
<u>GENERAL FUND</u>	
Income Schedule	7-11
Expenditure Schedule	12-24
<u>FIRE FUND</u>	
Income Schedule	25
Expenditure Schedule	26
<u>PARK & REC FUND</u>	
Income Schedule	27-28
Expenditure Schedule	28-30
<u>DEBT SERVICE FUND</u>	
Income Schedule	31
Expenditure Schedule	32
<u>CAPITAL PROJECTS FUND</u>	
Income Schedule	33
Expenditure Schedule	34
<u>OFF-SITE IMPROVEMENT FUND</u>	
Income Schedule	35
Expenditure Schedule	36
<u>CAPITAL FUND RAISING FUND</u>	
Income Schedule	37
Expenditure Schedule	38
<u>RETENTION BASIN FUND</u>	
Income Schedule	39
Expenditure Schedule	39
<u>BIKE & HIKE FUND</u>	
Income Schedule	40
Expenditure Schedule	40

OPEN SPACE LAND PRESERVATION FUND

Income Schedule	41
Expenditure Schedule	41

CAPITAL RESERVE IMPROVEMENT FUND

Income Schedule	42
Expenditure Schedule	43-44

STATE LIQUID FUELS

Income Schedule	45
Expenditure Schedule	45-46

WATER FUND

Income Schedule	47
Expenditure Schedule	47

COMMUNITY SERVICE MEMORIAL FUND

Income Schedule	48
Expenditure Schedule	48

AMBULANCE CORP FUND

Income Schedule	49
Expenditure Schedule	50

ROADS AND BRIDGES

Income Schedule	51
Expenditure Schedule	52

SUPPORTING SCHEDULES

	Schedule/Page
Estimated Income from Real Estate Tax	A / 53
Local Enabling Act Taxes, Penalties, Licenses, Permits, Fines & Fees	B / 56
Earnings from Investments	C / 60
Grants and Contributions	D / 61
Transfers to Other Funds	F / 62
Employee Salaries – <i>Under separate cover</i>	H
Employer Contributions to Employee Benefits	I / 63
Property and Liability Insurance	J / 76
Training - School, Seminars, Convention and Travel	K / 77
Capital Purchases and Expenditures	L / 79
Debt Service Schedule	M / 83
Professional Services	N / 84
Vehicle Maintenance and Repair	O / 86
Highway Construction and Maintenance	P / 88
Energy Costs (Heat and Light)	Q / 90
Telephone, Postage, Printing and Advertising	R / 91
Equipment, Materials, Supplies and Uniforms	S / 92
Maintenance and Repair of Township Building	T / 94
Miscellaneous Expenditures	U / 95

DOYLESTOWN TOWNSHIP 2018 Final Budget

November 9, 2017

DOYLESTOWN TOWNSHIP 2018 FINAL BUDGET

Millage Rate			*REVENUE	Used Reserve	*EXPENSE	FUND BALANCES
6.00	Fund #1	General Fund	\$9,091,497	(\$663,909)	\$9,755,406	\$4,151,271
1.25	Fund #3	Fire Fund	\$339,715	(\$285)	\$340,000	\$14,793
0.75	Fund #5	Recreation Fund	\$878,371	(\$404,782)	\$1,283,154	\$266,548
2.00	Fund #17	Debt Service	\$542,311	\$102,251	\$440,060	\$215,725
0	Fund #18	Building Projects	\$2,091,500	(\$6,361,537)	\$8,453,037	\$592,565
0	Fund #21	Offsite Improvement Fund	\$37,800	(\$9,200)	\$47,000	\$214,719
0	Fund #23	Capital Fund Raising Fund	\$85,825	\$2,825	\$83,000	\$260,899
0	Fund #25	Retention Basin Fund	\$115	(\$15,635)	\$15,750	\$7,776
0	Fund #27	Bike & Hike Fund	\$525	\$525	\$0	\$7,495
0	Fund #29	Open Space Fund	\$2	\$2	\$0	\$276
0	Fund #31	Capital Reserve Fund	\$271,400	(\$410,600)	\$682,000	\$299,297
0	Fund #35	State Liquid Fuels Fund	\$591,935	(\$88,072)	\$680,006	\$525,469
0	Fund #41	Water Fund	\$654,220	\$10,136	\$644,084	\$12,135
0	Fund #51	CSM Fund	\$65	(\$885)	\$950	\$19,744
0.375	Fund #52	Ambulance Fund	\$102,026	\$1,804	\$100,222	\$4,712
1.50	Fund #53	Roads and Bridges	\$947,302	\$422,302	\$525,000	\$783,093
11.875		Total	\$15,634,609	(\$7,415,061)	\$23,049,669	\$7,376,518
		Note:				
		* includes interfund transfers				

November 9, 2017

**DOYLESTOWN TOWNSHIP
2018 FINAL BUDGET
REAL ESTATE TAX MILLAGE**

		<u>2017</u>	<u>2018</u>
Fund #1	General Fund ¹	7.00	6.00
Fund #3	Fire Fund	1.25	1.25
Fund #5	Recreation Fund	0.75	0.75
Fund #17	Debt Service ²	1.50	2.00
Fund #21	Offsite Improvement Fund	0.00	0.00
Fund #23	Capital Fund Raising	0.00	0.00
Fund #25	Detention Basin Fund	0.00	0.00
Fund # 29	Open Space Fund	0.00	0.00
Fund #31	Capital Reserve Fund	0.00	0.00
Fund #35	State Liquid Fuels	0.00	0.00
Fund # 41	Water Fund	0.00	0.00
Fund #52	Ambulance Fund	0.38	0.38
Fund #53	Roads & Bridges Fund	1.00	1.50
	<i>Millage</i> TOTAL	11.875	11.875
	<i>Increase (Decrease)</i>		0.000

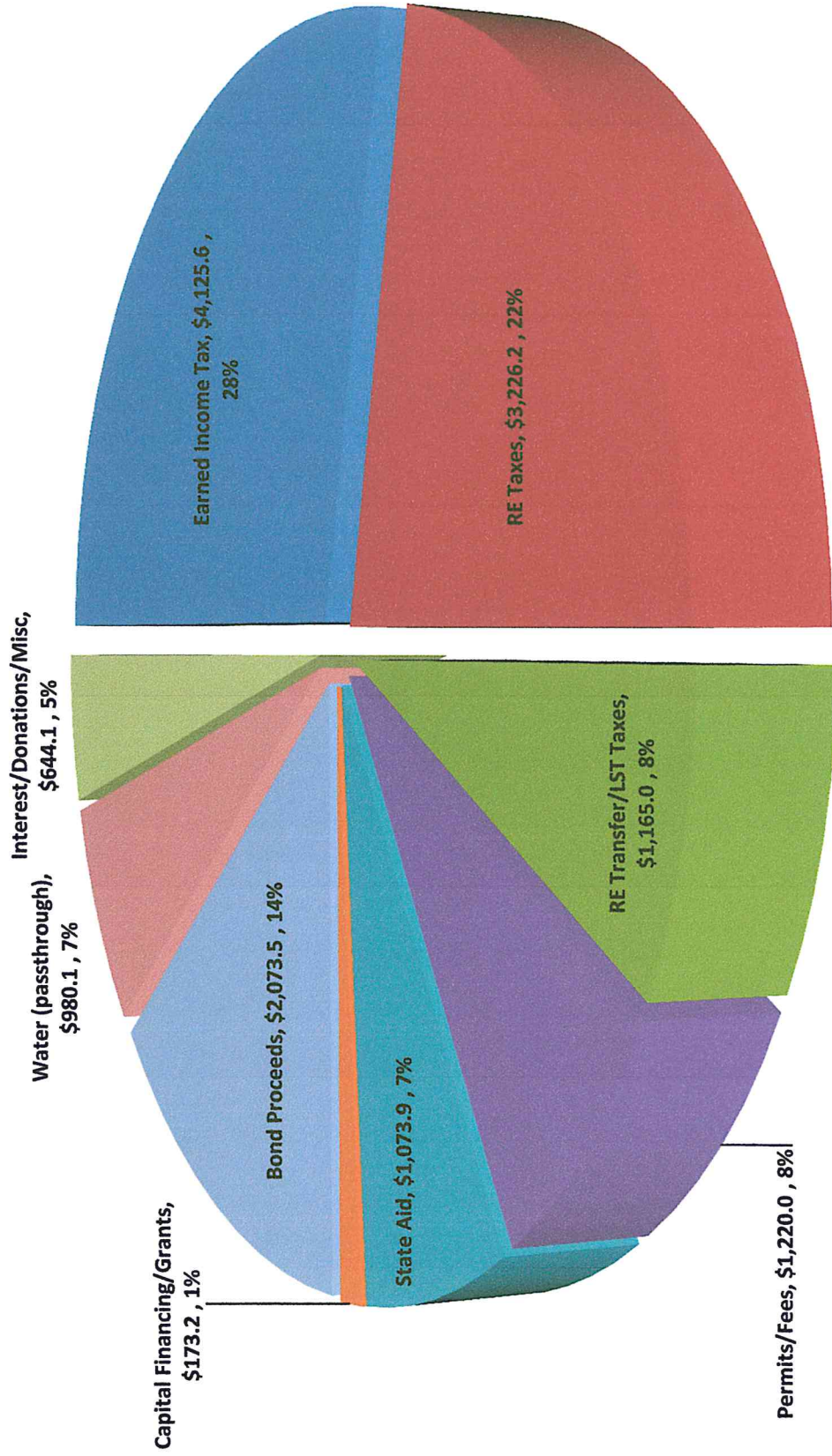
Gross Assessment	273,947,060
Value of One Mill	273,947
Allowance for discount and Uncollectible	2%
Net Mill	268,468

Notes*

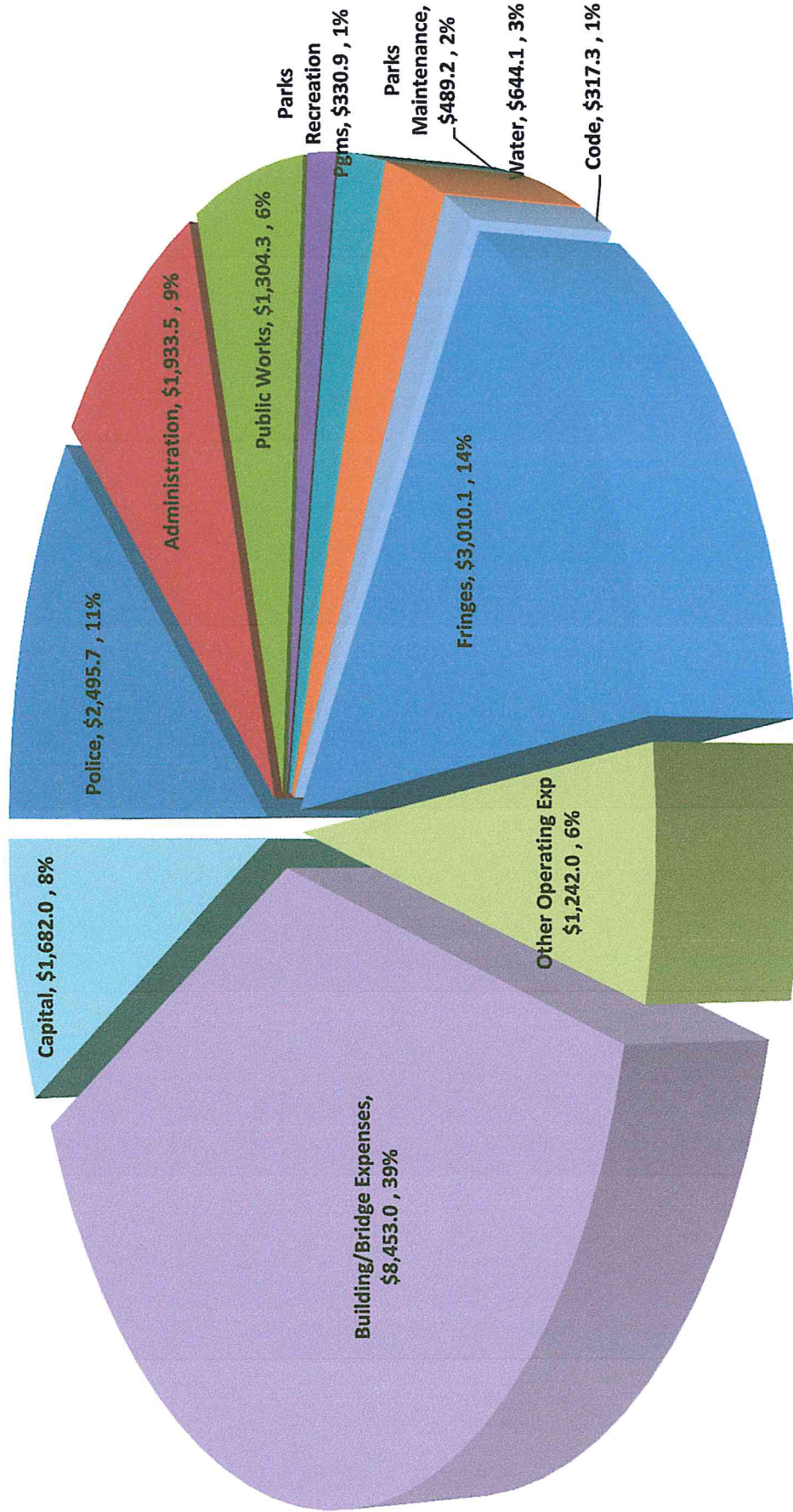
¹-The General Fund was to have the 1.25 mill reallocation of Debt Service in 2017 to bring the total of millage to 7.0 mills for the General Fund.

²-The Debt Service millage was due to decrease in 2016 to .5 mills from the payment of previous debt. 1.25 of the total 2016 millage was to be allocated to the General Fund. With the new millage increase of 1.00 mills in 2017, the Debt Service changed to 1.50 mills.

PROPOSED 2018 BUDGET REVENUE by SOURCE



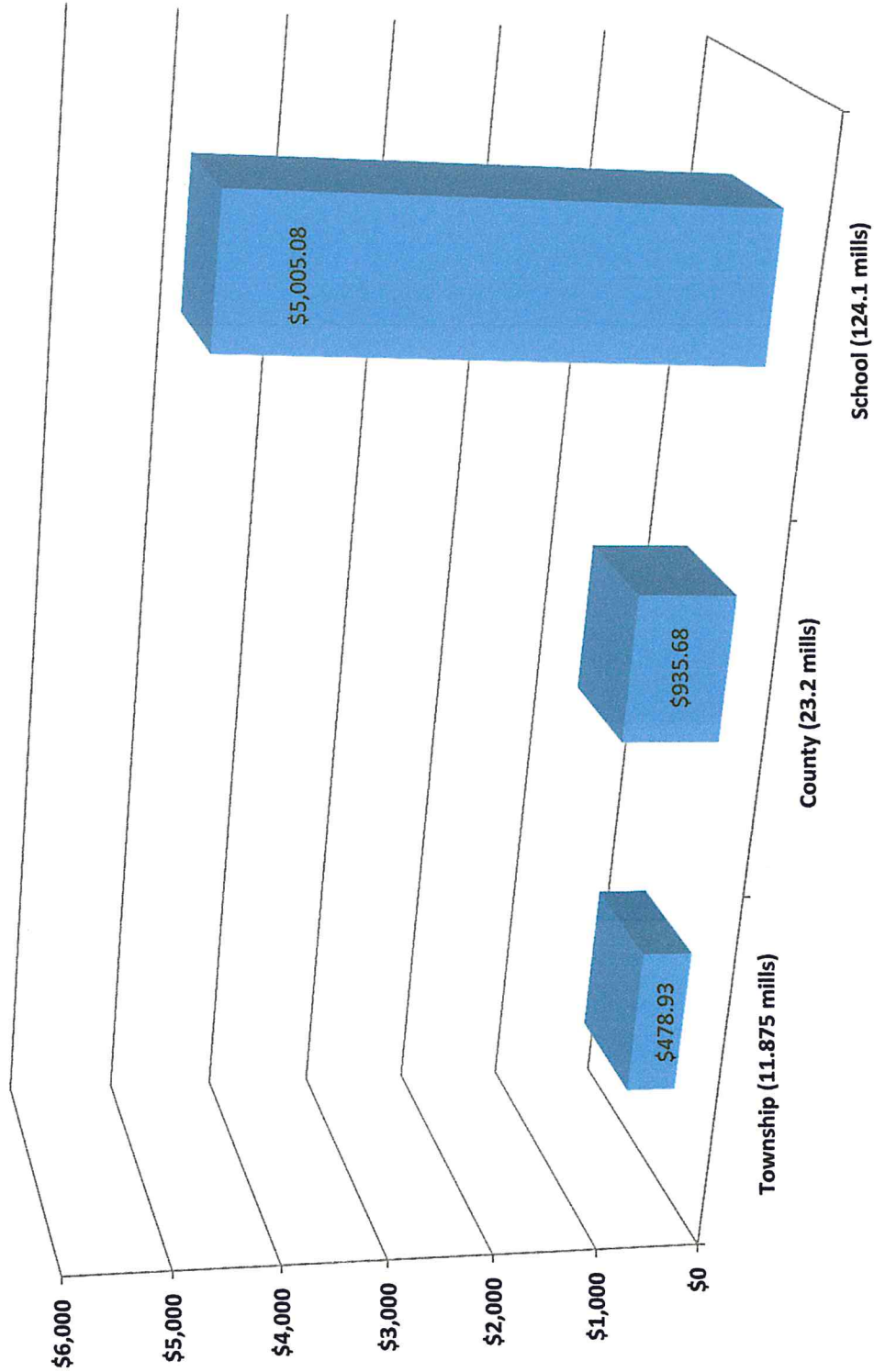
PROPOSED 2018 BUDGET EXPENSES by DEPARTMENT



Doylestown Township Average 2018 Real Estate Taxes by Township, County, and School District

(1 mill = \$273,947)

Average Assessment = \$40,331)



DOYLESTOWN TOWNSHIP
GENERAL FUND INCOME AND EXPENDITURE SCHEDULE
2018 Budget, Fund 01

	2014 ACTUAL	2015 ACTUAL	2016 ACTUAL	2017 BUDGET	2017 REVISED	2018 PROPOSED BUDGET	SCHEDULE A-Z
RESERVE FOR GENERAL FUND.	4,533,174	3,784,355	3,916,175	3,686,030	4,537,572	4,815,180	A
REVENUES							
301 REAL ESTATE TAXES - Millage							
.100 Real Est. Tax Current	1,364,531	1,499,042	1,512,121	1,870,807	1,870,807	1,610,809	A
.200 Prior Yr Tax Revenue	7,202	4,504	3,191	2,500	2,500	2,500	
.300 Delinquent Tax Collector	0	64	0	100	100	100	
.400 RE Taxes - Delinq. Tax Col.	15,548	21,526	19,068	20,400	20,400	20,500	A
Sub-total	1,387,281	1,525,136	1,534,380	1,893,807	1,893,807	1,633,909	
310 LOCAL TAX ENABLING ACT							
.100 Real Est. Transf.	510,470	493,375	700,222	600,000	524,873	550,000	B
.200 Earned Income Tax	0	9,600	0	0	0	0	
.210 Earned Income Tax - Current Yr	3,879,463	3,945,400	4,017,840	4,064,650	4,064,650	4,125,620	B
.500 Local Services Tax	617,027	627,473	608,417	600,000	600,000	615,000	B
Sub-total	5,006,960	5,075,849	5,326,479	5,264,650	5,189,523	5,290,620	
321 BUSINESS LICENSES AND PERMITS							
.800 Cable TV Franchise Fee	181,781	181,960	212,494	196,868	196,868	206,712	B
.801 FIOS TV Franchise	219,561	228,695	245,683	257,967	257,967	270,865	B
.910 Pumper/Hauler Permits	1,335	950	900	850	850	850	
Sub-total	402,677	411,605	459,076	455,685	455,685	478,427	

DOYLESTOWN TOWNSHIP
GENERAL FUND INCOME AND EXPENDITURE SCHEDULE
2018 Budget, Fund 01

	2014 ACTUAL	2015 ACTUAL	2016 ACTUAL	2017 BUDGET	2017 REVISED	2018 PROPOSED BUDGET	SCHEDULE A - Z
331 FINES & FORFEITS							
.110 Veh. & Crime Fines	46,963	49,627	46,514	47,000	43,000	45,000	B
Sub-total	46,963	49,627	46,514	47,000	43,000	45,000	
341 INTEREST & RENTS							
.010 Earn./Invest.	36,041	26,014	40,538	32,500	39,624	40,000	C
Sub-total	36,041	26,014	40,538	32,500	39,624	40,000	
.330 INTERGOVERNMENTAL REVENUES							
Sub-total	10,494	11,049	9,995	11,500	9,777	23,000	
351 FEDERAL OPERATING GRANTS							
.010 Conservation Grant	0	0	0	0	0	25,000	
Sub-total	0	0	0	0	0	25,000	
354 REVENUE, GRANTS							
.030 Community Development-ARLE Grant	0	25,622	18,794	0	0	0	
.530 State Capital and Operating Grants	22,890	0	83,015	0	0	0	
Sub-total	22,890	25,622	101,809	0	0	0	

DOYLESTOWN TOWNSHIP
GENERAL FUND INCOME AND EXPENDITURE SCHEDULE
2018 Budget, Fund 01

	2014 ACTUAL	2015 ACTUAL	2016 ACTUAL	2017 BUDGET	2017 REVISED	2018 PROPOSED BUDGET	SCHEDULE A-Z
355 STATE SHARED REVENUE							
.010 PUC Realty Tax	9,653	8,976	8,755	9,650	8,474	9,130	D
.070 Foreign Fire Premium Insurance Tx	179,639	171,573	170,270	200,000	151,676	151,676	D
.080 Liquor Licenses	2,700	2,400	2,000	3,000	2,100	2,400	
.120 Forgn Cas. Act 205	251,724	258,775	293,101	293,101	321,178	321,178	D
Sub-total	443,716	441,724	474,126	505,751	483,427	484,383	
359 LOCAL GOVT. & AUTH. PAYMENT IN LIEU OF TAXES							
.100 Bcks Cnty Housing Auth.	19,826	19,826	19,826	19,825	19,825	19,825	B
.200 Neshaminy Manor	10,000	10,000	10,000	10,000	10,000	10,000	B
Sub-total	29,826	29,826	29,826	29,825	29,825	29,825	
361 GENERAL GOVT. DEPARTMENT EARNINGS							
.300 Subdiv. Ld. Dev. Fees	21,150	6,310	6,040	6,000	20,180	11,500	B
.340 Zon Hearing Fees	7,350	10,000	14,830	7,200	7,000	7,000	B
.350 Return Check Fee	0	0	35	70	70	70	
.360 Escrow Admin. Fees	15,783	10,133	8,394	10,000	10,713	11,400	B
.400 News Letter Ad Revenue	12,509	11,524	6,074	12,000	8,750	8,500	B
.500 Sale of Maps & Pub.	329	187	281	200	347	350	
.501 Meeting Room Use Fee	400	1,100	350	300	100	0	
.502 Cell Tower Lease	62,023	64,514	61,779	63,400	54,723	55,000	B
Sub-total	119,545	103,768	97,783	99,170	101,883	93,820	

DOYLESTOWN TOWNSHIP
GENERAL FUND INCOME AND EXPENDITURE SCHEDULE
2018 Budget, Fund 01

	2014 ACTUAL	2015 ACTUAL	2016 ACTUAL	2017 BUDGET	2017 REVISED	2018 PROPOSED BUDGET	SCHEDULE A - Z
362 PUBLIC SAFETY & PROTECTION INSPECTION							
.000 Public Safety	0	0	0	0	15	0	
.100 Sp. Police Serv.	21,089	45,381	41,229	25,000	0	0	B
.110 Sale of Acct. Rpts.	14,667	8,435	13,273	10,000	10,892	12,000	B
.120 Solicitor Permits	1,545	1,650	3,015	3,000	1,600	2,100	
.130 Security Alarm Monitoring	1,975	1,745	1,535	1,750	8,060	8,500	
.135 Fire Alarm	1,105	847	239	0	469	300	
.410 Blding Permits	138,296	172,163	332,550	140,000	300,000	300,000	B
.411 Mechanical Permit	25,728	40,181	24,349	20,000	70,000	70,000	B
.412 Electrical Permit	9,804	15,700	15,794	12,000	13,000	13,000	
.413 Demolition Permit	3,300	1,700	3,300	2,000	2,500	2,500	
.414 Permit/Cert of Compliance	15,033	4,540	2,250	3,000	3,000	2,250	
.415 PA UCC Fees	0	16,325	28,294	8,000	30,000	30,000	
.416 Burn Permit	0	50	300	200	200	200	
.420 Grading Permits	3,577	5,750	4,750	5,000	9,910	7,000	
.430 Pibing Permits	7,243	9,409	14,552	8,500	18,216	18,000	B
.435 Well Permit	150	225	600	500	400	400	
.445 Septage Inspection	12	0	50	0	0	0	
.460 Sign Permits	1,000	950	300	8,000	0	0	
.470 Deed Registration	2,270	2,296	3,250	3,000	2,667	2,600	
.480 Fire Prevention Permit	3,652	2,913	3,848	0	6,000	10,000	
.490 Fire Marshal Permit	50	365	0	150	150	150	
.820 Highway Occupancy	1,925	2,650	1,710	2,200	1,500	1,500	
	-----	-----	-----	-----	-----	-----	
Sub-total	252,420	333,275	495,189	252,300	478,578	480,500	

DOYLESTOWN TOWNSHIP
GENERAL FUND INCOME AND EXPENDITURE SCHEDULE
2018 Budget, Fund 01

	2014 ACTUAL	2015 ACTUAL	2016 ACTUAL	2017 BUDGET	2017 REVISED	2018 PROPOSED BUDGET	SCHEDULE A-Z
380 MISC. REVENUE							
.010 Township	20,851	33,188	9,410	2,500	21,857	20,000	
.100 Sale of Surpls Prop.	13,630	61,853	48,576	17,500	19,463	15,000	B
.150 Rev. from DTMA	15,839	15,839	37,929	38,915	38,915	38,915	B
.152 Fringe Charged to DTMA	220,667	231,377	256,184	295,572	295,572	287,098	B
.160 Rev. fr Recycle Grant	38,258	64,593	73,524	73,524	57,742	59,000	B
.325 Insurance Reimbursement	5,347	16,297	61,223	66,200	14,126	27,000	
	-----	-----	-----	-----	-----	-----	
Sub-total	314,592	423,146	486,847	494,211	447,675	447,013	
392 INTERFUND TRANSFERS							
.018 Transfer from Capital Projects	0	0	0	240,000	178,109	0	
.021 Transfer from Offsite	0	13,239	14,503	20,000	0	0	
.060 Interfund Transfers-Transfer from Parks & Rec	0	8,626	0	0	0	0	
.080 Transfer from Detention Basins	15,000	15,000	15,000	15,000	15,000	15,000	B
	-----	-----	-----	-----	-----	-----	
Sub-total	15,000	36,866	29,503	275,000	193,109	15,000	
395 REFUNDS FROM PRIOR YEARS EXPENSE							
.000 Refunds	11,196	2,049	2,675	1,000	15,646	5,000	
	-----	-----	-----	-----	-----	-----	
Sub-total	11,196	2,049	2,675	1,000	15,646	5,000	
	-----	-----	-----	-----	-----	-----	
TOTAL REVENUES	8,099,601	8,495,556	9,134,742	9,362,400	9,381,561	9,091,497	

DOYLESTOWN TOWNSHIP
GENERAL FUND INCOME AND EXPENDITURE SCHEDULE
2018 Budget, Fund 01

	2014 ACTUAL	2015 ACTUAL	2016 ACTUAL	2017 BUDGET	2017 REVISED	2018 PROPOSED BUDGET	SCHEDULE A-Z
EXPENDITURES							
400 GENERAL GOVERNMENT							
.113 Salary Supervisors	0	4,125	4,263	4,125	4,125	12,375	H
.121 Salary Management	131,061	130,585	148,194	193,946	205,780	224,512	H
.140 Salary Clerical	278,475	274,884	298,070	319,568	302,794	335,615	H
.147 Longevity	17,850	19,200	20,400	21,600	21,600	18,300	H
.148 Overtime	1,433	1,568	1,590	1,393	2,695	1,530	H
.192 Phy. Fitness Bene.	747	1,547	1,147	1,000	863	1,000	H
.194 Med. & Phy. Exams	2,386	543	1,276	500	928	600	
.195 Clerical Fees	2,520	2,892	3,040	3,220	3,000	4,000	
.210 Supplies	12,699	8,930	9,125	10,500	8,500	9,000	S
.213 Sml Off/ Eqpt.	2,059	5,027	17,187	9,500	9,000	7,500	
.301 Credit Card Fees	922	1,222	1,454	1,600	2,452	2,500	
.302 Internet Web Site	5,221	5,815	6,613	6,000	9,375	14,940	N
.304 TAB Video Communications	2,523	2,688	2,324	5,642	5,642	5,000	R
.321 Telephone	19,571	22,286	30,992	27,500	31,608	32,000	
.322 PA One Call	2,154	2,027	2,933	3,000	2,300	2,500	

(CONTINUED)

DOYLESTOWN TOWNSHIP
GENERAL FUND INCOME AND EXPENDITURE SCHEDULE
2018 Budget, Fund 01

	2014 ACTUAL	2015 ACTUAL	2016 ACTUAL	2017 BUDGET	2017 REVISED	2018 PROPOSED BUDGET	SCHEDULE A-Z
400 GENERAL GOVERNMENT							
.325 Postage	12,094	13,525	13,593	15,500	15,718	16,500	R
.331 Travel Exp.	1,891	1,476	894	3,000	1,500	2,000	
.341 Advertising	13,447	8,281	9,118	11,912	15,005	12,500	R
.342 Printing	14,083	13,124	12,523	12,500	12,500	13,000	R
.345 Miscellaneous	3,672	5,547	3,465	4,500	5,000	5,500	
.353 Prem./ Bonds	681	364	0	3,295	1,648	1,700	
.374 Equip. Rep/Maint.	22,880	25,936	26,941	26,000	27,219	27,500	T
.386 Lease Office Equipment	20,497	12,176	12,901	15,000	10,500	11,500	S
.420 Dues & Sub. & Spec. Events	9,350	8,510	8,124	12,000	7,500	8,000	K
.422 E.A.C.	2,709	2,997	5,036	6,000	6,000	6,000	
.429 Permits	0	10	55	125	50	55	
.460 Mtg. Conf. Training	9,825	9,491	10,250	12,500	13,500	13,500	K
Sub-total	590,751	584,777	651,507	731,426	726,801	789,127	
402 AUDITING							
.000 Acct. & Aud.	11,115	11,115	19,015	21,000	16,245	18,500	N
.300 Administrative Costs - Pension Expenses	0	1,250	0	1,500	3,750	4,250	N
Sub-total	11,115	12,365	19,015	22,500	19,995	22,750	

DOYLESTOWN TOWNSHIP
GENERAL FUND INCOME AND EXPENDITURE SCHEDULE
2018 Budget, Fund 01

	2014 ACTUAL	2015 ACTUAL	2016 ACTUAL	2017 BUDGET	2017 REVISED	2018 PROPOSED BUDGET	SCHEDULE A-Z
403 TAX COLLECTION							
.114 Salary	23,602	23,840	23,720	23,788	23,788	23,788	H
.318 EIT Collection Fee	53,222	53,363	55,147	55,500	55,500	57,346	N
.319 LST Collection Fee	10,316	10,601	10,682	9,500	10,500	10,763	N
.325 Postage	1,752	1,755	1,762	1,800	1,761	1,800	
.342 Printing	1,600	1,565	1,571	1,600	1,571	1,600	
.460 Mtg. Conf. Training	0	675	0	1,000	0	500	
	-----	-----	-----	-----	-----	-----	
Sub-total	90,491	91,800	92,881	93,188	93,120	95,797	
404 LEGAL							
.314 Prof. Serv.-Legal	32,213	71,816	52,308	45,000	35,000	45,000	N
	-----	-----	-----	-----	-----	-----	
Sub-total	32,213	71,816	52,308	45,000	35,000	45,000	
408 ENGINEERING							
.313 Prof.Serv.-Engineer	221,304	202,474	152,848	200,000	75,000	140,000	N
.315 Architect Prof Fees - Building Related	0	40,998	122,089	125,000	17,815	0	N
.316 Traffic Engineer	139,263	146,572	89,976	55,000	53,000	35,000	N
	-----	-----	-----	-----	-----	-----	
Sub-total	360,567	390,043	364,913	380,000	145,815	175,000	

DOYLESTOWN TOWNSHIP
GENERAL FUND INCOME AND EXPENDITURE SCHEDULE
2018 Budget, Fund 01

	2014 ACTUAL	2015 ACTUAL	2016 ACTUAL	2017 BUDGET	2017 REVISED	2018 PROPOSED BUDGET	SCHEDULE A-Z
409 BUILDING & PLANT							
.120 Salary	126,584	135,155	133,886	135,476	135,476	141,462	H
.147 Longevity	4,695	4,635	1,890	5,025	6,600	7,050	H
.148 Overtime	744	3,804	770	5,000	5,000	5,000	
.213 Sml Off/Eqpt.	543	33	275	750	750	750	
.220 Op. Supls.	14,170	13,615	15,384	14,500	14,500	15,000	
.230 Heat Fuel	12,306	7,500	0	0	0	0	Q
.231 Gasoline	449	279	216	350	246	250	
.238 Clth & Unf	3,316	1,281	1,985	3,300	1,500	3,300	
.251 Maint. & Rep (Veh)	514	375	345	1,000	1,000	1,000	
.321 Fire Alarms/ Telephones	2,217	1,561	1,586	2,800	5,500	3,500	
.361 Utilities	28,279	34,515	32,770	40,000	40,000	40,500	Q
.370 Rep/Maint Services	7,579	6,378	9,010	0	0	0	T
.373 Maint & Rep.	30,704	25,277	14,763	45,000	45,000	40,000	T
.454 Contracted Services	3,011	2,843	1,875	0	0	0	
.460 Training	375	1,326	744	2,000	2,000	2,000	
.750 Minor Equipment	4,749	3,491	2,360	14,000	15,000	7,000	
Sub-total	240,235	242,126	217,860	269,201	272,573	266,812	

DOYLESTOWN TOWNSHIP
GENERAL FUND INCOME AND EXPENDITURE SCHEDULE
2018 Budget, Fund 01

	2014 ACTUAL	2015 ACTUAL	2016 ACTUAL	2017 BUDGET	2017 REVISED	2018 PROPOSED BUDGET	SCHEDULE A - Z
410 POLICE PROTECTION							
.123 Salary Police Department	1,734,310	1,800,100	1,758,707	1,971,759	1,823,000	1,942,297	H
.140 Salary Clerical	80,011	82,074	84,209	86,319	86,319	88,563	H
.142 Salary Crossing Guard	8,866	8,869	9,149	9,263	9,263	9,504	H
.144 Salary Fire Police	4,951	4,314	4,611	8,000	0	8,000	H
.146 Holiday Pay	78,869	81,151	81,944	93,841	93,841	91,832	H
.147 Long. Pay	45,390	50,393	46,198	45,300	45,300	42,600	H
.148 Overtime Pay	59,832	84,474	103,972	90,000	65,000	65,000	H
.149 Court Time	21,570	29,088	22,057	35,000	34,000	35,250	H
.192 Physical Fitness Ben	2,209	2,739	2,120	3,000	1,350	2,500	
.193 Tuition Reimburse.	1,338	1,338	0	3,000	0	3,000	K
.196 Unif. Dry Clin.	15,987	16,000	16,800	16,650	15,767	17,100	H
.213 Sml Off/Eqpt	2,221	2,808	3,000	3,000	3,000	3,000	
.215 Ammo & Supls.	9,743	8,457	6,342	8,968	6,000	7,600	S
.216 Special Response Team	4,000	4,600	4,600	5,000	5,000	5,000	
.220 Mats. & Supls.	0	1,072	1,750	1,750	1,750	1,750	
.238 Uniforms	22,667	22,666	19,169	28,232	28,232	25,892	S
.241 Gen. Exp.	1,381	2,161	2,927	3,100	3,100	3,100	
.250 Dare. Exp.	1,418	1,308	1,430	1,600	1,600	1,700	
.261 Invst. Eqpt.	5,120	5,208	6,215	13,050	13,050	6,526	S
.321 Telephone	13,797	14,306	12,346	14,500	15,839	16,500	R
.327 Radio Maint.	0	0	438	1,200	0	1,200	
.342 Printing	597	483	414	500	500	500	
.460 Schl/Sem.	4,510	4,591	8,345	29,000	22,388	17,542	K
.461 Schl/Sem. Ch. & Lt.	2,298	3,439	0	4,000	1,544	4,000	K
Sub-total	2,121,085	2,231,637	2,196,740	2,476,032	2,275,841	2,399,956	

DOYLESTOWN TOWNSHIP
GENERAL FUND INCOME AND EXPENDITURE SCHEDULE
2018 Budget, Fund 01

	2014 ACTUAL	2015 ACTUAL	2016 ACTUAL	2017 BUDGET	2017 REVISED	2018 PROPOSED BUDGET	SCHEDULE A-Z
411 FIRE SAFETY							
.140 Salary Clerical	13,618	15,151	19,473	19,980	9,619	18,000	H
.143 Salary Fire Marshal	55,822	60,670	69,297	71,009	71,009	72,856	H
.147 Long. Fire Marshal	1,425	1,500	1,575	1,725	0	0	
.148 Overtime	2,595	1,826	5,004	3,000	4,164	3,000	
.213 Sml Off/Eqpt	2,559	2,763	2,009	4,000	4,441	4,000	
.220 Supplies	1,848	1,339	1,074	1,500	1,500	1,500	
.238 Uniforms	2,007	2,441	1,079	1,000	1,000	1,000	
.251 Maint. & Rep (Veh)	2,087	454	210	2,000	500	1,500	
.300 Public Safety Fire Relief	179,639	171,573	170,270	200,000	151,676	151,676	
.320 Fire Safety Communications	12,367	0	0	0	128	0	
.321 Telephone	3,894	2,149	2,620	2,500	2,500	2,500	
.460 Training	1,897	1,684	2,514	3,500	3,500	3,500	
	-----	-----	-----	-----	-----	-----	
Sub-total	279,758	261,551	275,126	310,214	250,037	259,531	
412 POLICE VEHICLE EXPENSE							
.231 Gasoline	61,535	38,245	29,682	35,000	33,741	34,500	O
.234 Oil	1,223	1,598	1,174	1,600	1,600	1,600	
.252 Prev. Maint.	764	455	0	1,200	600	1,200	
.253 Speed. Calib.	2,160	1,626	2,358	2,200	2,200	2,200	
.254 Vehicle Maint.	1,010	887	1,342	3,500	2,000	3,500	
.256 Body Repair	1,047	2,407	4,392	5,000	5,000	5,000	O
.257 Tires	3,980	3,688	2,268	4,000	4,000	4,000	
.262 Minor Vehicle Equipment	26,238	38,093	33,151	45,000	45,000	23,000	O
	-----	-----	-----	-----	-----	-----	
Sub-total	97,958	86,996	74,365	97,500	94,141	75,000	

DOYLESTOWN TOWNSHIP
GENERAL FUND INCOME AND EXPENDITURE SCHEDULE
2018 Budget, Fund 01

	2014 ACTUAL	2015 ACTUAL	2016 ACTUAL	2017 BUDGET	2017 REVISED	2018 PROPOSED BUDGET	SCHEDULE A-Z
414 PLANNING & ZONING							
.122 Salary Bldg Insp./Zoning	63,165	64,173	67,071	69,371	69,371	71,175	H
.140 Salary Clerical	15,024	19,298	17,915	19,980	19,307	18,000	H
.191 Inspection Services	19,605	19,620	21,618	25,000	25,000	26,000	N
.195 Clk. Fee (P/C Recd Secretary.	1,400	1,260	2,240	3,000	3,000	3,000	
.210 Off. Supls.	1,069	1,499	1,453	3,000	3,000	3,000	
.213 Small Off. Equip.	0	0	339	1,000	500	500	
.231 Gasoline	2,800	1,738	1,346	2,000	1,535	1,500	
.238 Uniforms	0	0	1,023	1,000	1,200	1,200	
.251 Maint. & Rep. Auto	1,376	821	381	1,500	1,000	1,000	
.306 Prof. Serv. Arborist	1,200	1,200	1,200	1,200	1,200	1,800	
.312 Pl. Consultant	55,841	87,759	61,077	70,000	35,000	50,000	N
.314 Sp. Legal Serv.	6,458	22,192	19,323	12,000	18,000	16,000	N
.342 Printing	5,473	3,878	2,061	18,000	21,000	8,000	R
.374 Equip. Rep & Maint	4,163	3,281	3,578	5,000	3,850	4,000	T
.460 Training	964	1,338	1,246	1,800	1,800	1,800	
.500 Grants, Cont. & Subsidies	2,521	2,521	2,521	3,000	2,521	2,750	
Sub-total	181,058	230,579	204,391	236,851	207,285	209,725	
415 EMERGENCY MANAGEMENT							
.220 Civ. Defense Matis.	1,923	3,203	2,728	3,500	3,500	3,500	
.460 Schls/Sern.	40	0	440	800	500	800	
Sub-total	1,963	3,203	3,167	4,300	4,000	4,300	
416 POLICE HEADQUARTERS							
.191 Recruiting	1,621	2,000	0	2,000	160	2,000	
.194 Med. & Phy. Exams	3,370	578	97	500	1,000	3,000	
.220 Operating Supls.	3,448	3,154	3,006	4,000	4,000	4,000	
.374 Equip. Rep & Maint	32,322	24,185	29,572	35,600	35,600	39,346	T
Sub-total	40,761	29,917	32,675	42,100	40,760	48,346	

DOYLESTOWN TOWNSHIP
 GENERAL FUND INCOME AND EXPENDITURE SCHEDULE
 2018 Budget, Fund 01

	2014 ACTUAL	2015 ACTUAL	2016 ACTUAL	2017 BUDGET	2017 REVISED	2018 PROPOSED BUDGET	SCHEDULE A - Z
428 PUBLIC WORKS - WEED CONTROL							
.220 Pub. Wks. Serv. Supls	622	530	668	650	641	650	
.374 Rep. of Tls. & Mach.	867	819	570	1,000	234	500	
Sub-total	1,490	1,350	1,238	1,650	875	1,150	
429 SEPTAGE DEPARTMENT							
.140 Salary Clerical	4,746	7,676	8,181	7,700	7,503	0	H
.313 Prof.Serv.-Engineer	1,616	55	1,184	1,000	0	1,000	
.314 Prof. Serv. - Legal	5,363	9,546	314	6,000	3,000	4,000	
.325 Postage	36	1,287	0	1,750	1,750	1,750	
.342 Printing	510	513	0	0	0	0	
.374 Equip. Rep & Maint	230	59	0	300	300	300	
Sub-total	12,500	19,136	9,680	16,800	12,603	7,100	
430 HIGHWAY MAINTENANCE							
GENERAL SERVICE							
.144 Salary Road Worker	313,917	374,774	434,651	422,397	422,397	415,603	H
.147 Longevity	7,350	8,700	9,450	10,200	10,200	9,450	H
.148 Highway Maintenance Overtime	13,178	14,004	14,802	20,135	14,561	16,250	H
.231 Gasoline	10,498	6,201	4,801	9,000	5,478	6,000	O
.232 Diesel Fuel	16,918	12,944	9,454	11,000	7,474	9,500	O
.234 Oil	1,417	1,434	1,002	1,800	1,500	1,500	
.238 Clth. & Unf.	9,106	12,284	10,148	11,000	8,223	10,000	S
.245 Hwy. Supls/Ptch	25,117	13,588	12,832	0	0	0	P
.262 Minor Eqpt.	6,041	3,565	5,130	8,000	3,603	5,000	S
.264 Hand Tools	1,236	1,500	618	1,500	1,221	1,500	
.365 Debris Disposal	13,360	9,113	15,708	18,000	12,574	13,000	U
.374 Rep & Maint--Equip.	10,021	2,728	7,835	8,000	2,000	4,500	O
.384 Rent Mach & Equip	1,710	1,200	8,751	10,000	3,616	5,000	S
.452 Contracted Tree Trimming	6,350	52,970	41,710	50,000	0	100,000	U
.456 Detent. Basin Mowing	11,790	28,930	27,550	40,000	16,468	18,500	U
.460 Training	85	60	187	500	500	500	
Sub-total	448,091	543,995	604,629	621,532	509,814	616,303	

DOYLESTOWN TOWNSHIP
GENERAL FUND INCOME AND EXPENDITURE SCHEDULE
2018 Budget, Fund 01

	2014 ACTUAL	2015 ACTUAL	2016 ACTUAL	2017 BUDGET	2017 REVISED	2018 PROPOSED BUDGET	SCHEDULE A-Z
432 HIGHWAY MAINT-SNOW & ICE REMOVAL							
.220 Snow/Ice Removal Sup	74,382	549	0	0	0	0	P
Sub-total	74,382	549	0	0	0	0	
433 HIGHWAY TRAFFIC CONTROL							
.246 Supls,Paint,Sgn etc.	17,217	19,910	9,537	10,000	12,000	15,000	P
.451 Contract Repair	48,573	55,584	9,239	0	6,822	8,500	P
.453 Contract Serv-Line Painting	26,052	23,464	0	0	0	0	P
Sub-total	91,841	98,959	18,775	10,000	18,822	23,500	
434 STREET LIGHTING							
.361 Electricity	1,174	996	1,018	0	0	0	
.362 Street Light Repairs	10,500	123	19,122	6,000	1,289	2,000	P
Sub-total	11,675	1,119	20,140	6,000	1,289	2,000	
437 HIGHWAY MAINT-TOOLS & EQUIP.							
.254 Minor Equip. Maint.	89	570	25	1,000	0	500	
.255 Major Equip. Maint	9,701	4,608	3,814	12,000	1,500	2,000	O
.257 Tires	2,606	3,950	3,929	5,200	3,800	4,000	O
.455 Cont. Rep. of Equip.	7,756	58	0	8,000	2,000	2,500	O
Sub-total	20,151	9,185	7,768	26,200	7,300	9,000	

DOYLESTOWN TOWNSHIP
GENERAL FUND INCOME AND EXPENDITURE SCHEDULE
2018 Budget, Fund 01

	2014 ACTUAL	2015 ACTUAL	2016 ACTUAL	2017 BUDGET	2017 REVISED	2018 PROPOSED BUDGET	SCHEDULE A-Z
446 STORM WATER MANAGEMENT							
.140 Salary	1,394	1,651	3,478	6,200	1,951	0	H
.220 Operating Supplies	76	250	0	500	250	250	
.312 Planning Consultant	0	0	0	1,000	0	1,000	
.313 Engineering Services	33,836	30,947	19,333	60,000	80,000	57,000	N
.314 Legal Services	220	0	523	1,000	1,000	1,000	
.325 Postage	19	200	21	200	100	200	
.341 Advertising	1,286	1,301	183	1,350	600	1,000	
.365 Storm Water Mgt-Str Sweeping	39,236	41,543	0	0	0	0	
.366 Storm Water Mgt-Str Bank Stabil.	0	318	0	7,000	0	0	
.420 Dues & Subscriptions	0	0	400	450	0	200	
.460 Training	0	239	40	500	288	500	
Sub-total (16-01-447)	76,068	76,449	23,979	78,200	84,189	61,150	
458 Senior Citizens Task Force							
.340 Senior Citizens Taskforce	0	0	298	500	0	500	
Sub-total	0	0	298	500	0	500	

DOYLESTOWN TOWNSHIP
GENERAL FUND INCOME AND EXPENDITURE SCHEDULE
2018 Budget, Fund 01

	2014 ACTUAL	2015 ACTUAL	2016 ACTUAL	2017 BUDGET	2017 REVISED	2018 PROPOSED BUDGET	SCHEDULE A-Z
459 Donations & Contributions							
.000 Donations and Contributions	0	0	0	0	0	0	
.023 Spectator Rec	18,500	18,500	18,500	18,500	18,500	64,700	U
Sub-total	18,500	18,500	18,500	18,500	18,500	64,700	
461 Conservation of Natural Resources							
.711 Conservation of Natural Resources	2,315	0	11,131	11,500	7,500	7,500	
Sub-total	2,315	0	11,131	11,500	7,500	7,500	
462 COMMUNITY DEVELOPMENT							
.720 Purchase of easements P Ridge/Woods	0	50,374	0	0	0	0	
Sub-total	0	50,374	0	0	0	0	
471 Capital Leases							
.100 Capital Leases	195,294	193,692	194,604	246,995	246,995	210,064	S
Sub-total	195,294	193,692	194,604	246,995	246,995	210,064	

DOYLESTOWN TOWNSHIP
GENERAL FUND INCOME AND EXPENDITURE SCHEDULE
2018 Budget, Fund 01

	2014 ACTUAL	2015 ACTUAL	2016 ACTUAL	2017 BUDGET	2017 REVISED	2018 PROPOSED BUDGET	SCHEDULE A-Z
483 RETIREMENT CONTRIBUTION							
.160 Non-Uniform	340,156	308,458	328,165	327,506	327,506	576,994	I
.161 Non-uniform MMO - DC Plan	0	25,140	27,639	32,911	32,911	40,416	I
.163 Police Pension	418,958	423,269	376,141	394,187	394,187	637,435	I
	-----	-----	-----	-----	-----	-----	
Sub-total	759,114	756,867	731,945	754,604	754,604	1,254,845	
486 INSURANCE PREMIUMS							
.152 Dental Insurance	91,895	98,473	92,443	85,113	95,597	102,309	I
.155 Vision Care	5,456	3,581	5,419	5,022	4,638	4,779	I
.158 Life Insurance	34,897	35,363	35,091	38,420	34,913	37,876	I
.159 Medical Insurance	833,499	1,068,834	949,045	1,019,995	1,000,000	1,137,942	I
.161 FICA	311,484	328,745	329,860	357,015	348,387	357,395	I
.162 PA Unemploy.Comp.Tax	25,154	13,144	12,234	12,431	12,431	12,312	I
.164 Deferred Comp (Nationwide)	20	20	20	20	20	20	
.165 Deferred Comp (Valic)	6,424	6,667	5,919	7,200	6,027	7,000	U
.166 Deferred Comp (MS)	2,303	90	0	0	0	0	U
.167 Deferred Comp-Bernie Wealth	2,749	4,573	4,994	4,700	7,650	8,000	
.352 Fire/Liberty/Auto Ins.	265,891	276,557	279,114	291,284	273,854	282,070	J
.354 Workman's Comp.	143,589	147,659	170,458	165,521	172,234	179,393	J
.355 Post Employment Health Plan	48,514	48,624	55,605	57,684	55,556	58,404	I
	-----	-----	-----	-----	-----	-----	
Sub-total	1,771,874	2,032,331	1,940,203	2,044,404	2,011,307	2,187,499	

DOYLESTOWN TOWNSHIP
GENERAL FUND INCOME AND EXPENDITURE SCHEDULE
2018 Budget, Fund 01

	2014 ACTUAL	2015 ACTUAL	2016 ACTUAL	2017 BUDGET	2017 REVISED	2018 PROPOSED BUDGET	SCHEDULE A-Z
491 REFUNDS OF PRIOR YEARS							
.415 Refunds & Returns	39,191	3,133	748	1,500	4,024	3,000	
.416 PLGIT CD Investment Fee	991	1,115	1,110	750	738	750	
	-----	-----	-----	-----	-----	-----	
Sub-total	40,182	4,248	1,858	2,250	4,762	3,750	
492 INTERFUND TRANSFERS							
.005 Trnsf. to P & R Fund-Op.	420,000	230,000	200,000	370,000	370,000	300,000	F
.023 Trnsf. To CFR Fund	0	90,000	0	0	0	0	
.029 Trnsf. To Open Space	6,991	0	3,650	2,000	0	0	F
.031 Trnsf. to Cap. Res.	850,000	0	0	235,000	235,000	75,000	F
.053 Trnsf. To Roads & Bridges	0	0	540,000	655,000	655,000	540,000	F
	-----	-----	-----	-----	-----	-----	
Sub-total	1,276,991	320,000	743,650	1,262,000	1,260,000	915,000	
Year End Adjustment		172	0		0		
TOTAL EXPENDITURES	8,848,420	8,363,736	8,513,345	9,809,448	9,103,952	9,755,406	
	-----	-----	-----	-----	-----	-----	
EXCESS REVENUES (EXPEND.)	(748,819)	131,820	621,397	(447,048)	277,608	(663,909)	
REMAINING RESERVE		3,916,175	4,537,572	3,238,982	4,815,180	4,151,271	

DOYLESTOWN TOWNSHIP
 FIRE FUND INCOME AND EXPENDITURE SCHEDULE
 2018 Budget, Fund 03

	2014 ACTUAL	2015 ACTUAL	2016 ACTUAL	2017 BUDGET	2017 REVISED	2018 PROPOSED BUDGET	SCHEDULE A-Z
RESERVE FOR FIRE FUND REVENUES	4,447	12,542	6,611	7,854	7,854	15,078	
301 REAL PROPERTY TAXES - Millage							
.100 RE Tax Cur. Yr.	FIRE TAX 324,888	1,250 325,960	1,250 328,722	1,250 334,073	1,250 334,073	1,250 335,585	A
.200 Prior Year	1,658	979	694	0	179	230	A
.300 RE Tax Delq't Tax Collector	0	14	0	0	0	0	A
.400 RE Tax Delq't.	3,702	4,680	4,145	3,642	3,642	3,700	A
Sub-total	330,248	331,632	333,561	337,715	337,894	339,515	
341 INTEREST & RENTS							
.010 Interest Earned	86	64	104	155	247	200	C
Sub-total	86	64	104	155	247	200	
TOTAL REVENUES	330,334	331,696	333,664	337,870	338,141	339,715	

DOYLESTOWN TOWNSHIP
FIRE FUND INCOME AND EXPENDITURE SCHEDULE
2018 Budget, Fund 03

	2014 ACTUAL	2015 ACTUAL	2016 ACTUAL	2017 BUDGET	2017 REVISED	2018 PROPOSED BUDGET	SCHEDULE A-Z
EXPENDITURES							
.520 Fire Tax Cont.& Int.	322,239	337,626	332,422	330,916	330,916	340,000	
(88.1% Doy, 10.2% War and 1.7% Chal)							
Sub-total	322,239	337,626	332,422	330,916	330,916	340,000	
TOTAL EXPENDITURES	322,239	337,626	332,422	330,916	330,916	340,000	
EXCESS REVENUES (EXPEND.)	8,095	(5,930)	1,242	6,954	7,224	(285)	
REMAINING RESERVE		6,611	7,854	14,807	15,078	14,793	

DOYLESTOWN TOWNSHIP
 PARK & RECREATION OPERATIONS FUND
 INCOME AND EXPENDITURE SCHEDULE
 2018 Budget, Fund 05

	2014 ACTUAL	2015 ACTUAL	2016 ACTUAL	2017 BUDGET	2017 REVISED	2018 PROPOSED BUDGET	SCHEDULE A - Z
RESERVE FOR PARK & RECREATION FUND							
	267,175	533,597	378,261	173,832	417,937	671,331	
301 REAL PROPERTY TAXES - Millage							
.100 RE Tax Cur. Yr.	0.750	0.750	0.750	0.750	0.750	0.750	
.200 Prior Year	194,933	195,576	197,233	200,444	200,444	201,351	A
.300 Delinq Tax Collector	995	587	467	0	107	140	
.400 RE Tax Delq.	0	8	0	0	0	0	
	2,221	2,808	2,487	2,185	1,773	2,185	A
Sub-total	198,149	198,979	200,188	202,629	202,324	203,676	
REVENUES							
341 INTEREST EARNINGS							
.010 Interest Earned	399	545	702	700	1,395	1,500	C
Sub-total	399	545	702	700	1,395	1,500	
354 STATE CAPITAL & OPERATING GRANTS							
.070 Sensory Trail	37,668	24,326	57,402	0	0	0	D
.071 Grants-Parks-Kids Castle	0	0	0	227,195	100,000	127,195	D
Sub-total	37,668	24,326	57,402	227,195	100,000	127,195	
367 RECREATION SERVICES							
.275 Programs & Services	119,926	176,297	190,464	200,000	168,500	155,000	B
.280 Facility Rentals & Permits	57,091	0	0	0	0	0	B
.500 Fees in lieu of Recreation	18,800	1,000	13,880	2,880	2,880	5,000	
.820 Dog Park - Admin Fees	1,590	0	0	0	0	0	B
.820 Field Use Fee	1,590	0	0	0	0	0	
.827 Kids Castle/Playgrounds	6,556	0	260	0	0	0	B
.828 KC Contrib & Donations	82,708	18,034	22,988	38,600	47,832	45,000	D
.880 Dog Park	13,808	16,993	18,432	15,000	17,000	17,000	B
Sub-total	302,069	212,325	246,024	256,480	236,212	222,000	
387 CONTRIBUTIONS							
.000 Contr/Donations	600	150	10,000	10,000	0	0	
.100 Sensory Trail	10,000	0	10,000	0	0	0	
Sub-total	10,600	150	20,000	10,000	0	0	

DOYLESTOWN TOWNSHIP
 PARK & RECREATION OPERATIONS FUND
 INCOME AND EXPENDITURE SCHEDULE
 2018 Budget, Fund 05

	2014 ACTUAL	2015 ACTUAL	2016 ACTUAL	2017 BUDGET	2017 REVISED	2018 PROPOSED BUDGET	SCHEDULE A-Z
392 INTERGOVERNMENTAL TRANSFERS							
.010 Trnsf./ Gen. Fund	420,000	230,000	200,000	370,000	370,000	300,000	
.023 Trnsf./CFR	0	20,000	0	0	22,965	23,000	
Sub-total	420,000	250,000	200,000	370,000	392,965	323,000	
395 REVENUE FROM OTHER SOURCES							
.000 Refunds from Prior Year Expenditures	2,824	0	0	1,000	0	1,000	
Sub-total	2,824	0	0	1,000	0	1,000	
TOTAL REVENUES	979,074	686,326	724,316	1,068,004	932,897	878,371	
EXPENDITURES							
452 PARK RECREATION							
.113 Salary Park Maintenance	134,433	234,670	175,565	182,868	164,264	194,305	H
.126 Salary Recreation	112,493	117,930	121,902	124,949	124,949	128,198	H
.128 Recreation Overtime	0	0	0	5,000	0	0	
.147 Longevity Maint	6,450	6,750	7,050	7,350	8,700	9,150	H
.148 Overtime	15,587	25,792	23,165	25,750	27,261	25,750	H
.149 Longevity Rec	2,850	3,000	3,150	3,300	3,300	3,450	
.210 Office Supplies	425	567	131	500	500	500	
.213 Small Equipment	3,813	1,616	3,558	10,000	6,937	7,000	
.214 Small Equipment	0	0	369	400	400	400	
.231 Gasoline	10,348	6,367	5,441	6,500	5,625	6,000	O
.232 Diesel	2,574	1,897	1,438	3,000	1,137	1,500	
.238 Uniforms	3,937	4,189	3,776	6,000	2,987	3,500	
.239 Uniforms	390	388	47	400	400	400	
.246 P&R Sign, Traffic Controls Maint	1,393	1,391	3,291	4,000	1,200	2,500	P
.247 P&R Sign, Traffic Controls Rec	0	30	589	1,000	1,000	1,000	

DOYLESTOWN TOWNSHIP
 PARK & RECREATION OPERATIONS FUND
 INCOME AND EXPENDITURE SCHEDULE

	2014 ACTUAL	2015 ACTUAL	2016 ACTUAL	2017 BUDGET	2017 REVISED	2018 PROPOSED BUDGET	SCHEDULE A-Z
							S
							U
.270 Recreation Supplies	5,085	3,406	3,060	5,000	5,000	5,000	
.275 Programs & Services	82,065	65,193	67,563	70,000	67,500	70,000	
.302 Credit Card Fees	4,611	4,338	4,127	4,500	4,553	4,000	
.321 Telephone	4,959	5,520	5,091	5,500	4,463	4,500	
.325 Postage	4,940	5,688	5,648	6,000	6,000	6,000	
.331 Training - P & R Management	29	33	0	0	0	3,000	
.341 Advertising	950	160	450	1,000	1,000	1,000	
.342 Printing	13,650	13,650	14,025	16,000	16,000	16,000	R
.361 Electricity	6,534	8,216	7,169	7,200	12,000	13,500	Q
.374 Park Maintenance	67,739	91,609	103,002	102,000	85,000	100,000	T
.384 Computer Equip. Maint.	7,265	7,932	6,361	10,500	10,000	10,000	
.420 Dues & Subscriptions	855	825	1,074	1,200	1,200	1,500	
.450 Contracted Services	68,760	97,860	75,360	120,000	82,855	85,000	P
.452 Tree Trimming	5,700	10,090	8,185	8,000	8,000	20,000	P
.460 Training - P & R Maintenance	1,756	1,500	2,847	3,000	3,000	3,000	
.502 P & R Comp Plan	0	0	0	0	0	20,000	
.610 Turk II Backstop Replacement	0	0	0	0	0	25,000	
.820 Dog Park Improvement/Maint	6,901	10,011	4,066	10,000	12,000	10,000	P
.821 Dog Park Improvement/Operations	802	709	0	0	0	0	
.883 Kids Castle Related Expenses	2,030	2,388	556	2,000	2,000	2,000	
Sub-total	579,322	733,716	658,056	752,917	669,231	783,154	

DOYLESTOWN TOWNSHIP
PARK & RECREATION OPERATIONS FUND
INCOME AND EXPENDITURE SCHEDULE
2018 Budget, Fund 05

	2014 ACTUAL	2015 ACTUAL	2016 ACTUAL	2017 BUDGET	2017 REVISED	2018 PROPOSED BUDGET	SCHEDULE A - Z
459 P&R: CULTURE-RECREATION							
.640 Park Lighting upgrade to LED/Pole R&R	0	0	0	0	0	100,000	
.700 Cent.Park - Save Kids Castle	60,737	9,310	725	252,195	10,272	400,000	L
.725 Cent. Park - Sensory Trail	72,594	90,009	24,877	0	0	0	L
	-----	-----	-----	-----	-----	-----	
Sub-total	133,331	99,319	25,602	252,195	10,272	500,000	
492 P&R: INTERGOVERNMENTAL TRANSFERS							
.001 Transfer to General Fund	0	8,626	0	0	0	0	
	-----	-----	-----	-----	-----	-----	
Sub-total	0	8,626	0	0	0	0	
Year End Adjustment			982				
TOTAL EXPENDITURES	712,652	841,662	684,640	1,005,112	679,503	1,283,154	
	-----	-----	-----	-----	-----	-----	
EXCESS REVENUES (EXPEND.)	266,422	(155,336)	39,676	62,891	253,394	(404,782)	
REMAINING RESERVE	533,597	378,261	417,937	236,723	671,331	266,548	

DOYLESTOWN TOWNSHIP
DEBT SERVICE FUND
INCOME AND EXPENDITURE SCHEDULE
2018 Budget, Fund 17

	2014 ACTUAL	2015 ACTUAL	2016 ACTUAL	2017 BUDGET	2017 REVISED	2018 PROPOSED BUDGET	SCHEDULE A - Z
RESERVE FOR DEBT SERVICE REVENUES	119,115	243,725	245,675	118,473	148,531	113,474	
301 REAL PROPERTY TAXES - Millage		2,750	1,750	1,500	1,500	2,000	
.100 RE Tax Cur. Yr.	714,754	586,727	460,211	400,887	400,887	536,936	A
.200 RE Tax Prior Yr.	3,647	1,762	971	1,000	215	500	A
.300 Delinq Tax Collector	0	25	0	0	0	0	A
.400 RE Tax Delqtd.	8,144	8,423	5,803	4,371	4,371	4,400	A
Sub-total	726,546	596,938	466,985	406,258	405,473	541,836	
341 INTEREST & RENTS							
.010 Interest Earned	226	273	309	200	471	475	C
Sub-total	226	273	309	200	471	475	
380 MISC. REVENUE							
.150 Revenue from DTMA	80,856	80,242	82,399	45,090	45,325	0	B
Sub-total	80,856	80,242	82,399	45,090	45,325	0	
TOTAL REVENUES	807,628	677,453	549,693	451,548	451,269	542,311	

DOYLESTOWN TOWNSHIP
DEBT SERVICE FUND
INCOME AND EXPENDITURE SCHEDULE
2018 Budget, Fund 17

	2014 ACTUAL	2015 ACTUAL	2016 ACTUAL	2017 BUDGET	2017 REVISED	2018 PROPOSED BUDGET	SCHEDULE A - Z
EXPENDITURES							
471 DEBT PRINCIPAL							
.093 DVRFA Loan	556,000	576,000	597,000	330,000	330,000	0	M
.094 Principle Bond Obligation	0	0	0	0	0	100,000	
.098 Term Loan 410,000/12	83,270	86,055	44,227	0	0	0	
Sub-total	639,270	662,055	641,227	330,000	330,000	100,000	
472 DEBT SERVICE INTEREST							
.094 Interest Bond Obligation	0	0	0	205,360	155,095	340,060	M
.098 Term Loan 410,000*.0325	5,788	3,003	430	0	0	0	
.302 DVRFA Loan	37,960	10,446	5,180	1,231	1,231	0	M
Sub-total	43,748	13,448	5,610	206,591	156,326	340,060	
TOTAL EXPENDITURES	683,017	675,503	646,837	536,591	486,326	440,060	
EXCESS REVENUES (EXPEND.)	124,611	1,950	(97,144)	(85,042)	(35,057)	102,251	
REMAINING RESERVE	243,725	245,675	148,531	33,431	113,474	215,725	

DOYLESTOWN TOWNSHIP
 CAPITAL PROJECTS FUND
 INCOME AND EXPENDITURE SCHEDULE
 2018 Budget, Fund 18

	2014 ACTUAL	2015 ACTUAL	2016 ACTUAL	2017 BUDGET	2017 REVISED	2018 PROPOSED BUDGET	SCHEDULE A-Z
RESERVE FOR CAPITAL PROJECTS FUND	0	0	0	0	0	6,954,103	
REVENUES							
341 INTEREST & RENTS							
.010 Interest Earned	0	0	0	0	17,795	18,000	C
Sub-total	0	0	0	0	17,795	18,000	
393 PROCEEDS OF GENERAL LONG TERM DEBT							
.120 Proceeds General Obligation Bond	0	0	0	10,000,000	9,938,971	2,061,000	
.170 Proceeds from Loan	0	0	0	0	55,798	12,500	
Sub-total	0	0	0	10,000,000	9,994,769	2,073,500	
TOTAL REVENUE	0	0	0	10,000,000	10,012,565	2,091,500	

DOYLESTOWN TOWNSHIP
 CAPITAL PROJECTS FUND
 INCOME AND EXPENDITURE SCHEDULE
 2018 Budget, Fund 18

	2014 ACTUAL	2015 ACTUAL	2016 ACTUAL	2017 BUDGET	2017 REVISED	2018 PROPOSED BUDGET	SCHEDULE A-Z
EXPENDITURES							
409 GENERAL GOVERNMENT BUILDING							
.730 DTWP Building Project	0	0	0	9,601,000	2,576,963	8,423,037	L
Sub-total	0	0	0	9,601,000	2,576,963	8,423,037	
439 HIGHWAY CONSTRUCTION AND REBUILDING							
.720 Chapman Road Bridge	0	0	0	159,000	159,000	0	
Sub-total	0	0	0	159,000	159,000	0	
475 COST OF ISSUANCE							
.660 Cost of Issuance	0	0	0	0	144,390	30,000	
Sub-total	0	0	0	0	144,390	30,000	
492 INTERFUND OPERATING TRANSFER							
.001 Transfer to General Fund	0	0	0	240,000	178,109	0	
Sub-total	0	0	0	240,000	178,109	0	
TOTAL EXPENDITURES	0	0	0	10,000,000	3,058,462	8,453,037	
EXCESS REVENUES (EXPEND.)	0	0	0	0	6,954,103	(6,361,537)	
REMAINING RESERVE	0	0	0	0	6,954,103	592,565	

DOYLESTOWN TOWNSHIP
OFF-SITE IMPROVEMENT FUND
INCOME AND EXPENDITURE SCHEDULE
2018 Budget, Fund 21

	2014 ACTUAL	2015 ACTUAL	2016 ACTUAL	2017 BUDGET	2017 REVISED	2018 PROPOSED BUDGET	SCHEDULE A - Z
RESERVE FOR OFF-SITE IMPROVEMENT FUND	832,489	690,168	440,429	856,127	635,710	223,919	
REVENUES							
341 INTEREST & RENTS							
.010 Interest Earned	994	544	725	500	1,769	1,800	C
Sub-total	994	544	725	500	1,769	1,800	
350 INTERGOVERNMENTAL REVENUES							
.330 Intergovernmental Revenues	70,000	0	0	0	0	0	
Sub-total	70,000	0	0	0	0	0	
355 STATE SHARED REVENUE							
.000 Revenue & Entitlement	0	10,000	0	0	0	0	
Sub-total	0	10,000	0	0	0	0	
357 LOCAL GOVT OPER. GRANTS							
.200 Community Development Grant	573,916	0	182,042	0	0	0	
.201 Neshaminy Green Trail B & H	0	0	305,438	126,000	0	21,000	D
Sub-total	573,916	0	487,480	126,000	0	21,000	
367 FEES IN LIEU OF RECREATION							
.500 Fees in Lieu of Recreation	6,100	50,813	63,871	30,000	2,880	15,000	
Sub-total	6,100	50,813	63,871	30,000	2,880	15,000	
387 CONTRIBUTIONS & DONATIONS FROM PRIVATE SOURCE							
.000 Contributions	5,000	0	0	0	0	0	
Sub-total	5,000	0	0	0	0	0	
TOTAL REVENUE	656,009	61,357	552,076	156,500	4,649	37,800	

DOYLESTOWN TOWNSHIP
OFF-SITE IMPROVEMENT FUND
INCOME AND EXPENDITURE SCHEDULE
2018 Budget, Fund 21

	2014 ACTUAL	2015 ACTUAL	2016 ACTUAL	2017 BUDGET	2017 REVISED	2018 PROPOSED BUDGET	SCHEDULE A-Z
EXPENDITURES							
453 SPECTATOR RECREATION							
.706 Cap. Imp. Miscellaneous	0	0	14,239	0	0	0	L
.711 Cap. Imp. Burpee Road	557	0	0	0	0	0	
.714 Cap. Imp. Heritage/NBRP	0	154,193	80,000	0	0	0	L
.716 Cap. NGWY Phase III Project	0	0	244,893	452,000	410,000	0	L
.718 Cap. Imp. Destination Peace Valley	322,727	139,223	0	0	0	0	L
.719 Cap. Imp. Destination Neshaminy Green Trail	467,346	1,753	0	0	0	0	L
.724 Cap. Imp. Sandy Ridge Road Trail Way	0	0	0	0	5,000	45,000	L
Sub-total	790,630	295,169	339,132	452,000	415,000	45,000	
455 SHADE TREES							
.701 Capital Purchases	5,400	0	0	0	940	1,500	L
Sub-total	5,400	0	0	0	940	1,500	
.711 CONSERVATION OF NATURAL RESOURCES							
Sub-total	2,300	0	3,159	2,300	500	500	
492 INTERFUND TRANSFERS							
.001 Trans./ Gen. Fund	0	13,239	14,503	20,000	0	0	
Sub-total	0	13,239	14,503	20,000	0	0	
Year End Adjustment		2,687	1		0		
TOTAL EXPENDITURES	798,330	311,096	356,795	474,300	416,440	47,000	
EXCESS REVENUES (EXPEND.)	(142,321)	(249,739)	195,281	(317,800)	(411,791)	(9,200)	
REMAINING RESERVE	690,168	440,429	635,710	538,327	223,919	214,719	

DOYLESTOWN TOWNSHIP
CAPITAL FUND RAISING FUND
INCOME AND EXPENDITURE SCHEDULE
2018 Budget, Fund 23

	2014 ACTUAL	2015 ACTUAL	2016 ACTUAL	2017 BUDGET	2017 REVISED	2018 PROPOSED BUDGET	SCHEDULE A-Z
RESERVE FOR CAPITAL FUND RAISING	289,951	294,279	191,661	242,257	242,257	258,074	
RESERVE FOR PERFORMING ARTS							
REVENUES							
341 INTEREST & RENTS							
.010 Interest Earned	314	281	339	300	817	825	C
Sub-total	314	281	339	300	817	825	
367 CULTURE-RECREATION							
.002 Golf Outing	33,814	37,087	32,421	28,000	37,785	35,000	B
.004 Summer Concerts	32,560	53,389	70,068	50,000	50,000	50,000	B
Sub-total	66,374	90,475	102,489	78,000	87,785	85,000	
392 INTERGOVERNMENTAL TRANSFERS							
.010 Transf./ Gen. Fund	0	90,000	0	0	0	0	
Sub-total	0	90,000	0	0	0	0	
TOTAL REVENUE	66,688	180,757	102,828	78,300	88,602	85,825	

DOYLESTOWN TOWNSHIP
CAPITAL FUND RAISING FUND
INCOME AND EXPENDITURE SCHEDULE
2018 Budget, Fund 23

	2014 ACTUAL	2015 ACTUAL	2016 ACTUAL	2017 BUDGET	2017 REVISED	2018 PROPOSED BUDGET	SCHEDULE A-Z
EXPENDITURES							
453 FUND RAISING							
.401 Golf Outing	17,241	17,087	14,724	16,000	14,820	15,000	U
.404 Summer Concerts	18,112	24,887	37,508	35,000	35,000	45,000	U
Sub-total	35,354	41,974	52,233	51,000	49,820	60,000	
454 PARKS							
.720 Amphitheater Central Park	27,006	0	0	0	0	0	L
.721 Central Park Trail	0	121,829	0	0	0	0	L
.723 Ampitheater	0	99,572	0	0	0	0	L
Sub-total	27,006	221,400	0	0	0	0	
492 INTERFUND OPERATING TRANSFER							
.010 Transfer to Kids Castle	0	20,000	0	0	22,965	23,000	F
Sub-total	0	20,000	0	0	22,965	23,000	
TOTAL EXPENDITURES							
	62,360	283,375	52,232	51,000	72,785	83,000	
EXCESS REVENUES (EXPEND.)							
REMAINING RESERVE	4,328	(102,618)	50,596	27,300	15,817	2,825	
	294,279	191,661	242,257	269,557	258,074	260,899	

DOYLESTOWN TOWNSHIP
RETENTION BASIN FUND
INCOME AND EXPENDITURE SCHEDULE
2018 Budget, Fund 25

	2014 ACTUAL	2015 ACTUAL	2016 ACTUAL	2017 BUDGET	2017 REVISED	2018 PROPOSED BUDGET	SCHEDULE A-Z
Reserve for Retention Basin Fund	83,085	68,164	53,232	81,093	38,300	23,411	
REVENUES							
341 INTEREST & RENTS							
.010 Interest Earned	80	67	68	75	111	115	C
Sub-total	80	67	68	75	111	115	
TOTAL REVENUE	80	67	68	75	111	115	
EXPENDITURES							
461 RESOURCE CONSERVATION							
.711 Capital Construction	0	0	0	2,000	0	750	
Sub-total	0	0	0	2,000	0	750	
492 INTERFUND OPERATING TRANSFER							
.001 Transfer to General Fund	15,000	15,000	15,000	15,000	15,000	15,000	
Sub-total	15,000	15,000	15,000	15,000	15,000	15,000	
TOTAL EXPENDITURES	15,000	15,000	15,000	17,000	15,000	15,750	
EXCESS REVENUES (EXPEND.)	(14,920)	(14,933)	(14,932)	(16,925)	(14,889)	(15,635)	
REMAINING RESERVE	68,164	53,232	38,300	64,168	23,411	7,776	

DOYLESTOWN TOWNSHIP
BIKE & HIKE FUND
INCOME AND EXPENDITURE SCHEDULE
2018 Budget, Fund 27

	2014 ACTUAL	2015 ACTUAL	2016 ACTUAL	2017 BUDGET	2017 REVISED	2018 PROPOSED BUDGET	SCHEDULE A-Z
RESERVE FOR BIKE & HIKE FUND	10,629	10,399	11,207	10,331	12,445	6,970	
REVENUES							
341 INTEREST & RENTS							
.010 Interest Earned	11	11	18	15	25	25	C
Sub-total	11	11	18	15	25	25	
367 RECREATION SERVICES							
.500 Fees in Lieu of	0	0	0	0	6,000	500	
Sub-total	0	0	0	0	6,000	500	
387 CONTRIBUTIONS & DONATIONS							
.000 Contributions	0	2,500	1,520	0	0	0	
Sub-total	0	2,500	1,520	0	0	0	
TOTAL REVENUE	11	2,511	1,538	15	6,025	525	
EXPENDITURES							
453 SPECTATOR RECREATION							
.400 Cultural and Recreational Expense	240	1,704	300	0	11,500	0	
Sub-total	240	1,704	300	0	11,500	0	
TOTAL EXPENDITURES	240	1,704	300	0	11,500	0	
EXCESS REVENUES (EXPEND.)	(229)	807	1,238	15	(5,475)	525	
REMAINING RESERVE	10,399	11,207	12,445	10,346	6,970	7,495	

DOYLESTOWN TOWNSHIP
 OPEN SPACE LAND PRESERVATION FUND
 INCOME AND EXPENDITURE
 2018 Budget, Fund 29

	2014 ACTUAL	2015 ACTUAL	2016 ACTUAL	2017 BUDGET	2017 REVISED	2018 PROPOSED BUDGET	SCHEDULE A - Z
	270	271	271	919	272	274	
RESERVE FOR OPEN SPACE FUND							
REVENUES							
341 INTEREST & RENTS							
.010 Interest Earned	0	0	1	1	2	2	
Sub-total	0	0	1	1	2	2	
392 INTERFUND OPERATING TRANSFER							
.010 Trnsf. From General Fund	6,991	0	3,650	2,000	0	0	
Sub-total	6,991	0	3,650	2,000	0	0	
TOTAL REVENUE	6,991	0	3,651	2,001	2	2	
EXPENDITURES							
461 CONSERVATION OF NATURAL RESOURCES							
Preservation Easements							
.711 Open Space Acquisition	6,991	0	3,650	2,000	0	0	
Sub-total	6,991	0	3,650	2,000	0	0	
TOTAL EXPENDITURES	6,991	0	3,650	2,000	0	0	
EXCESS REVENUES (EXPEND.)	0	0	1	1	2	2	
REMAINING RESERVE	271	271	272	920	274	276	

DOYLESTOWN TOWNSHIP
 CAPITAL RESERVE IMPROVEMENT FUND
 INCOME AND EXPENDITURE SCHEDULE
 2018 Budget, Fund 31

	2014 ACTUAL	2015 ACTUAL	2016 ACTUAL	2017 BUDGET	2017 REVISED	2018 PROPOSED BUDGET	SCHEDULE A-Z
RESERVE FOR CAPITAL RESERVE FUND	1,354,730	1,343,608	694,445	1,137,148	527,257	709,897	
REVENUES							
341 INTEREST & RENTS							
.010 Interest Earned	1,207	1,113	897	1,000	1,378	1,400	C
Sub-total	1,207	1,113	897	1,000	1,378	1,400	
354 STATE OPERATING GRANTS							
.030 ARLE Grant	17,107	287,803	34,675	0	0	0	D
.031 Community Development - Shredder Grant	0	0	188,097	0	0	0	D
Sub-total	17,107	287,803	222,772	0	0	0	
387 CONTRIBUTIONS & DONATIONS FROM PRIVATE SOURCE							
.000 Contributions	0	0	13,735	0	0	0	
Sub-total	0	0	13,735	0	0	0	
392 INTERGOVERNMENTAL TRANSFERS							
.010 Transf./ Gen. Fund	850,000	0	0	235,000	235,000	75,000	F
Sub-total	850,000	0	0	235,000	235,000	75,000	
393 PROCEEDS OF GENERAL LONG TERM DEBT							
.300 Capital Lease Issuance	99,558	283,374	187,632	90,000	241,439	195,000	
Sub-total	99,558	283,374	187,632	90,000	241,439	195,000	
TOTAL REVENUES	967,872	572,290	425,036	326,000	477,816	271,400	

DOYLESTOWN TOWNSHIP
 CAPITAL RESERVE IMPROVEMENT FUND
 INCOME AND EXPENDITURE SCHEDULE
 2018 Budget, Fund 31

	2014 ACTUAL	2015 ACTUAL	2016 ACTUAL	2017 BUDGET	2017 REVISED	2018 PROPOSED BUDGET	SCHEDULE A-Z
EXPENDITURES							
400 GENERAL GOVERNMENT							
.750 Capital Purchase	38,378	0	0	0	0	0	
Sub-total	38,378	0	0	0	0	0	
409 GENERAL GOV'T BUILDING							
.730 Capital Purchase	23,915	65,135	5,801	40,000	0	200,000	L
Sub-total	23,915	65,135	5,801	40,000	0	200,000	
410 POLICE PROTECTION							
.750 Capital Purchase	156,412	31,000	30,000	22,500	23,438	0	L
.751 Capital Purchase-Mobile Cameras	0	0	0	22,000	20,300	0	L
Sub-total	156,412	31,000	30,000	44,500	43,738	0	
412 POLICE VEHICLE EXPENSE							
.740 Police Vehicles	61,389	283,374	0	0	0	0	
Sub-total	61,389	283,374	0	0	0	0	
414 CODE ENFORCEMENT EXPENSE							
.700 Capital Purchases - Permit Scanning Project	0	17,205	0	0	0	0	
Sub-total	0	17,205	0	0	0	0	
429 STORMWATER DEPARTMENT							
.750 Maintenance & Restoration	5,242	7,978	29,616	35,000	10,000	15,000	L
.751 MS4 Programs	0	0	0	0	0	92,000	L
Sub-total	5,242	7,978	29,616	35,000	10,000	107,000	
430 HIGHWAY MAINTENANCE							
.740 Equipment Purch. - Shredder	0	0	215,567	0	0	0	L
Sub-total	0	0	215,567	0	0	0	
433 HIGHWAY MAINTENANCE TRAFFIC							
.740 Capital Purchase	17,107	321,307	36,525	0	0	0	L
Sub-total	17,107	321,307	36,525	0	0	0	

DOYLESTOWN TOWNSHIP
 CAPITAL RESERVE IMPROVEMENT FUND
 INCOME AND EXPENDITURE SCHEDULE
 2018 Budget, Fund 31

	2014 ACTUAL	2015 ACTUAL	2016 ACTUAL	2017 BUDGET	2017 REVISED	2018 PROPOSED BUDGET	SCHEDULE A-Z
434 STREET LIGHT MAINTENANCE							
.700 Capital Purchase - Street Lt Reduction Project	0	43,963	0	0	0	0	
Sub-total	0	43,963	0	0	0	0	
439 HWY CONSTRUCTION & REBUILDING							
.245 Hwy. Maint. Supls.	544,144	451,491	42,084	0	0	75,000	L
.246 Burpee Road Project	0	0	45,000	0	0	0	L
.270 Infrastructure Database	0	0	0	0	0	85,000	L
.610 Bridge Pt Park Wall replacement	0	0	0	0	0	20,000	L
.672 Traffic Calming	0	0	0	0	0	0	
Sub-total	544,144	451,491	87,084	0	0	180,000	
454 PARKS							
.720 Capital Imprv.	65,939	0	0	0	0	0	
.750 Parks Equipment	66,470	0	0	0	0	0	
Sub-total	132,409	0	0	0	0	0	
493 CAPITAL LEASE							
.740 Capital Lease Issuance Expense	0	0	187,632	90,000	241,439	195,000	L
Sub-total	0	0	187,632	90,000	241,439	195,000	
TOTAL EXPENDITURES	978,995	1,221,453	592,224	209,500	295,176	682,000	
EXCESS REVENUES (EXPEND.)	(11,123)	(649,163)	(167,188)	116,500	182,640	(410,600)	
REMAINING RESERVE	1,343,608	694,445	527,257	1,253,648	709,897	299,297	

Doylestown Township
 STATE LIQUID FUELS
 INCOME AND EXPENDITURE SCHEDULE
 2018 Budget, Fund 35

	2014 ACTUAL	2015 ACTUAL	2016 ACTUAL	2017 BUDGET	2017 REVISED	2018 PROPOSED BUDGET	SCHEDULE A-Z
RESERVE FOR STATE LIQUID FUELS	286,857	196,097	274,175	446,929	446,929	613,541	
REVENUES							
341 INTEREST & RENTS	588	333	840	802	2,388	2,400	C
.010 Interest Earned							
Sub-total	588	333	840	802	2,388	2,400	
355 STATE SHARED REVENUE AND E							
.016 State Road Turnback	1,360	1,360	1,360	1,360	1,360	1,360	D
.050 Est. State Liq. Fuels Tax Receipts	422,558	462,124	544,719	558,775	566,547	588,175	D
Sub-total	423,918	463,484	546,079	560,135	567,907	589,535	
TOTAL REVENUES	424,505	463,817	546,919	560,937	570,295	591,935	
EXPENDITURES							
431 STREETS & STORM DRAINS							
.000 Salary Road Workers	4,342	0	2,550	4,500	0	3,000	
Sub-total	4,342	0	2,550	4,500	0	3,000	
432 WINTER MAINTENANCE							
.000 Snow/ice removal	22,969	14,484	7,085	46,933	29,819	66,756	H
.148 Overtime	54,183	75,324	44,736	60,406	50,000	48,750	H
.220 Snow/ice removal supplies	38,115	104,862	49,053	115,000	65,000	100,000	P
.457 Snow/ice removal contracted services	114,985	56,108	31,427	60,000	60,000	65,000	P
Sub-total	230,252	250,777	132,301	282,339	204,819	280,506	
433 HIGHWAY TRAFFIC CONTROL							
.000 Highway Traffic Control	8,736	34,318	44,411	60,000	60,000	60,000	
Sub-total	8,736	34,318	44,411	60,000	60,000	60,000	

Doylestown Township
 STATE LIQUID FUELS
 INCOME AND EXPENDITURE SCHEDULE
 2018 Budget, Fund 35

	2014 ACTUAL	2015 ACTUAL	2016 ACTUAL	2017 BUDGET	2017 REVISED	2018 PROPOSED BUDGET	SCHEDULE A-Z
433 HIGHWAY TRAFFIC CONTROL							
.250 Electricity	14,329	14,610	12,697	12,000	12,625	14,000	Q
.453 Line Painting	0	0	79,646	45,000	0	55,000	Q
Sub-total	14,329	14,610	92,343	57,000	12,625	69,000	
434 STREET LIGHTING							
.000 Street Lighting Maintenance and Repair	0	3,580	0	0	0	0	
.361 Electricity	29,481	30,875	24,760	23,000	27,905	28,500	Q
Sub-total	29,481	34,455	24,760	23,000	27,905	28,500	
436 STORM SEWERS & DRAINS							
.000 Maintenance and Repair	20,427	5,893	7,272	20,000	18,238	25,000	
Sub-total	20,427	5,893	7,272	20,000	18,238	25,000	
437 HIGHWAY MAINT-TOOLS & EQUIPMENT							
.000 Maintenance and Repair	17,607	18,732	22,658	20,000	14,075	14,500	
Sub-total	17,607	18,732	22,658	20,000	14,075	14,500	
438 MAINTENANCE HIGHWAYS & BRIDGES							
.000 Maint & Repairs of Roads & Bridges Supplies	54,663	26,954	12,241	75,000	30,022	60,000	
Sub-total	54,663	26,954	12,241	75,000	30,022	60,000	
439 HWY CONSTRUCTION							
.610 Highway Construction & Rebuilding	135,428	0	0	0	0	100,000	
Sub-total	135,428	0	0	0	0	100,000	
446 STORM WATER							
.365 Stormwater Street Sweeping	0	0	35,630	45,000	36,000	39,500	
Sub-total	0	0	35,630	45,000	36,000	39,500	
TOTAL EXPENSES	515,265	385,739	374,164	586,839	403,684	680,006	
EXCESS REVENUES (EXPEND.)	(90,760)	78,078	172,755	(25,901)	166,611	(88,072)	
REMAINING RESERVE	196,097	274,175	446,929	421,028	613,541	525,469	

DOYLESTOWN TOWNSHIP
WATER FUND

INCOME AND EXPENDITURE SCHEDULE
2018 Budget, Fund 41

	2014 ACTUAL	2015 ACTUAL	2016 ACTUAL	2017 BUDGET	2017 REVISED	2018 PROPOSED BUDGET	SCHEDULE A-Z
RESERVE FOR WATER FUND	34,649	(11,609)	(14,380)	90,790	(14,142)	1,999	
REVENUES							
341 INTEREST & RENTS							
.010 Interest Earned	90	57	78	66	118	120	C
Sub-total	90	57	78	66	118	120	
380 MISCELLANEOUS REVENUE							
.150 Rev. Due from DTMA	484,751	513,833	524,214	638,148	638,148	654,100	B
Sub-total	484,751	513,833	524,214	638,148	638,148	654,100	
TOTAL REVENUE	484,841	513,891	524,292	638,214	638,266	654,220	
EXPENDITURES							
400 GENERAL GOV'T - WATER							
.121 Salary Mgmt.	47,674	49,103	50,180	125,844	139,317	107,730	H
.140 Salary Clerical	107,499	110,808	114,698	127,949	117,508	121,276	H
.148 Salary Clerical OT	1,285	731	1,320	2,500	2,500	2,500	H
Sub-total	156,459	160,643	166,198	256,293	259,325	231,506	
448 WATER SYSTEM							
.141 Salary Mechanic	749	0	0	3,132	750	750	H
.145 Salary Water Workers	329,649	302,241	300,220	342,084	308,450	357,928	H
.147 Longevity	3,300	3,000	3,300	3,600	3,600	3,900	H
.148 Overtime Wages	40,942	50,778	53,733	41,039	50,000	50,000	H
Sub-total	374,640	356,018	357,253	389,855	362,800	412,578	
Year End adjustment	531,099	0	604	646,149	622,125	644,084	
TOTAL EXPENDITURES	(46,258)	(2,770)	238	(7,935)	16,141	10,136	
EXCESS REVENUES (EXPEND.)	(11,609)	(14,380)	(14,142)	82,855	1,999	12,135	
REMAINING RESERVE							

DOYLESTOWN TOWNSHIP
COMMUNITY SERVICE MEMORIAL FUND
INCOME AND EXPENDITURE SCHEDULE
2018 Budget, Fund 51

	2014 ACTUAL	2015 ACTUAL	2016 ACTUAL	2017 BUDGET	2017 REVISED	2018 PROPOSED BUDGET	SCHEDULE A - Z
Reserve for Community Memorial Fund	23,561	23,223	22,243	23,590	21,546	20,629	
REVENUES							
341 INTEREST & RENTS							
.010 Interest Earned	23	23	32	31	62	65	
Sub-total	23	23	32	31	62	65	
387 CONTRIBUTIONS & DONATIONS							
.000 Contributions	200	0	0	100	0	0	
Sub-total	200	0	0	100	0	0	
TOTAL REVENUE	223	23	32	131	62	65	
EXPENDITURES							
451 CULTURAL RECREATION							
.361 REC Light/Tri-Park Electric	561	1,003	728	800	529	650	
.365 REC Materials/Supplies Tri Park	0	0	0	150	150	0	
.500 Grants, Cont. & Subsidies	0	0	0	300	300	300	
Year End Adjustment		0	0		0		
TOTAL EXPENDITURES	561	1,003	728	1,250	979	950	
EXCESS REVENUES (EXPEND.)	(338)	(980)	(697)	(1,119)	(917)	(885)	
REMAINING RESERVE	23,223	22,243	21,546	22,471	20,629	19,744	

DOYLESTOWN TOWNSHIP
 AMBULANCE CORP
 INCOME AND EXPENDITURE SCHEDULE
 2018 Budget, Fund 52

	2014 ACTUAL	2015 ACTUAL	2016 ACTUAL	2017 BUDGET	2017 REVISED	2018 PROPOSED BUDGET	SCHEDULE A-Z
RESERVE FOR AMBULANCE FUND REVENUES	15,915	19,401	7,513	9,657	1,655	2,908	
301 REAL PROPERTY TAXES - Millage			0.250	0.375	0.375	0.375	
.100 Real Estate Tax Current	64,633	65,192	98,617	100,222	100,222	100,676	A
.200 Real Estate Tax Prior Year	332	196	208	200	54	70	A
.300 Delinq Tax Collector	0	3	0	15	0	0	A
.400 Real Estate Tax Delinquent	740	936	1,244	2,914	1,122	1,200	A
Sub-total	65,705	66,326	100,068	103,136	101,397	101,946	
341 INTEREST & RENTS							
.010 Interest Earned	30	25	45	70	78	80	
Sub-total	30	25	45	70	78	80	
TOTAL REVENUES	65,736	66,351	100,114	103,206	101,475	102,026	

DOYLESTOWN TOWNSHIP
 AMBULANCE CORP
 INCOME AND EXPENDITURE SCHEDULE
 2018 Budget, Fund 52

	2014 ACTUAL	2015 ACTUAL	2016 ACTUAL	2017 BUDGET	2017 REVISED	2018 PROPOSED BUDGET	SCHEDULE A-Z
EXPENDITURES							
415 EMERGENCY MANAGEMENT AND CO							
.500 AMBULANCE CORP CONTRIBUTION	62,249	78,239	105,972	100,222	100,222	100,222	N
Sub-total	62,249	78,239	105,972	100,222	100,222	100,222	
TOTAL EXPENDITURES	62,249	78,239	105,972	100,222	100,222	100,222	
EXCESS REVENUES (EXPEND.)	3,486	(11,888)	(5,858)	2,984	1,253	1,804	
REMAINING RESERVE		7,513	1,655	12,641	2,908	4,712	

DOYLESTOWN TOWNSHIP
ROADS and BRIDGES
INCOME AND EXPENDITURE SCHEDULE
2018 Budget, Fund 53

	2014 ACTUAL	2015 ACTUAL	2016 ACTUAL	2017 BUDGET	2017 REVISED	2018 PROPOSED BUDGET	SCHEDULE A-Z
RESERVE FOR ROADS and BRIDGES FUND	0	0	0	9,657	14,722	360,791	
REVENUES							
301 REAL PROPERTY TAXES - Millage			1,000	1,000	1,000	1,500	
.100 Real Estate Tax Current	0	0	262,978	267,258	267,258	402,702	A
.200 Real Estate Tax Prior Year	0	0	555	1,000	143	600	A
.300 Delinq Tax Collector	0	0	0	15	0	0	A
.400 Real Estate Tax Delinquent	0	0	3,316	2,500	2,500	2,000	A
Sub-total	0	0	266,849	267,258	269,901	405,302	
341 INTEREST & RENTS							
.010 Interest Earned	0	0	261	400	1,861	2,000	
Sub-total	0	0	261	400	1,861	2,000	
392 INTERFUND OPERATING TRANSFERS							
.010 Transfer from General Fund	0	0	540,000	655,000	655,000	540,000	
Sub-total	0	0	540,000	655,000	655,000	540,000	
TOTAL REVENUES	0	0	807,109	922,658	926,763	947,302	

**DOYLESTOWN TOWNSHIP
ROADS and BRIDGES
INCOME AND EXPENDITURE SCHEDULE
2018 Budget, Fund 53**

	2014 ACTUAL	2015 ACTUAL	2016 ACTUAL	2017 BUDGET	2017 REVISED	2018 PROPOSED BUDGET	SCHEDULE A-Z
EXPENDITURES							
439 PUBLIC WORKS							
.245 Hwy Maint - Road Surface Restoration	0	0	792,387	925,000	580,694	525,000	L
Sub-total	0	0	792,387	925,000	580,694	525,000	
TOTAL EXPENDITURES	0	0	792,387	925,000	580,694	525,000	
EXCESS REVENUES (EXPEND.)	0	0	14,722	(2,342)	346,069	422,302	
REMAINING RESERVE	0	0	14,722	7,315	360,791	783,093	